



US00D789234S

(12) **United States Design Patent**
Baker et al.

(10) **Patent No.:** **US D789,234 S**
(45) **Date of Patent:** **** Jun. 13, 2017**

(54) **WEARABLE RING**

(71) Applicant: **QALO, LLC**, Santa Ana, CA (US)

(72) Inventors: **Patrick Baker**, Laguna Miguel, CA (US); **Kyle Holiday**, Costa Mesa, CA (US)

(73) Assignee: **Qalo LLC**, Santa Ana, CA (US)

(**) Term: **15 Years**

(21) Appl. No.: **29/583,491**

(22) Filed: **Nov. 6, 2016**

(51) **LOC (10) Cl.** **11-01**

(52) **U.S. Cl.**
USPC **D11/26**

(58) **Field of Classification Search**
USPC D11/1, 2, 3, 4, 5, 26-39, 61
CPC A44C 5/00; A44C 5/0007; A44C 5/0015;
A44C 5/003; A44C 5/053; A44C 9/00;
A44C 9/0007; A44C 9/0014; A44C
9/0023; A44C 9/003; A44C 9/0038; A44C
9/0046; A44C 9/0053; A44C 9/0061;
A44C 9/0069; A44C 9/0076; A44C
17/0258; A44C 17/0266; A44C 17/0275;
A44C 17/0283; A44C 17/02; A44C
17/0208

See application file for complete search history.

(56) **References Cited**

U.S. PATENT DOCUMENTS

- 1,422,819 A * 7/1922 Blaicher A44C 9/00
63/15
- D82,091 S * 9/1930 Hill D11/26
- D434,994 S * 12/2000 Ferreira D11/1
- D651,931 S * 1/2012 Molik D11/3
- D692,790 S * 11/2013 Goerges D11/26
- D710,236 S * 8/2014 Lee D10/104.2
- D718,171 S * 11/2014 Fakesch D11/3
- D747,660 S * 1/2016 Coin D11/3

- D750,994 S * 3/2016 Baker D11/26
- D751,447 S * 3/2016 Baker D11/26
- D751,448 S * 3/2016 Baker D11/26
- D780,615 S * 3/2017 Baker D11/26
- 2007/0151295 A1* 7/2007 Picardi A44C 27/00
63/15.4
- 2013/0074545 A1* 3/2013 Moloney A43B 23/24
63/3.1
- 2014/0174124 A1* 6/2014 Duggal A44C 5/0015
63/5.1

OTHER PUBLICATIONS

[Online] "Women's Gold Perforated Silicone Ring" https://cdn.shopify.com/s/files/1/0201/1744/products/Color_Gold_Womens_Perforated.jpg?v=1485808464. Retrieved Mar. 18, 2017.*

* cited by examiner

Primary Examiner — Melanie Pellegrini
(74) *Attorney, Agent, or Firm* — Gabriel & Palaez, PLLC; Michael G. Gabriel

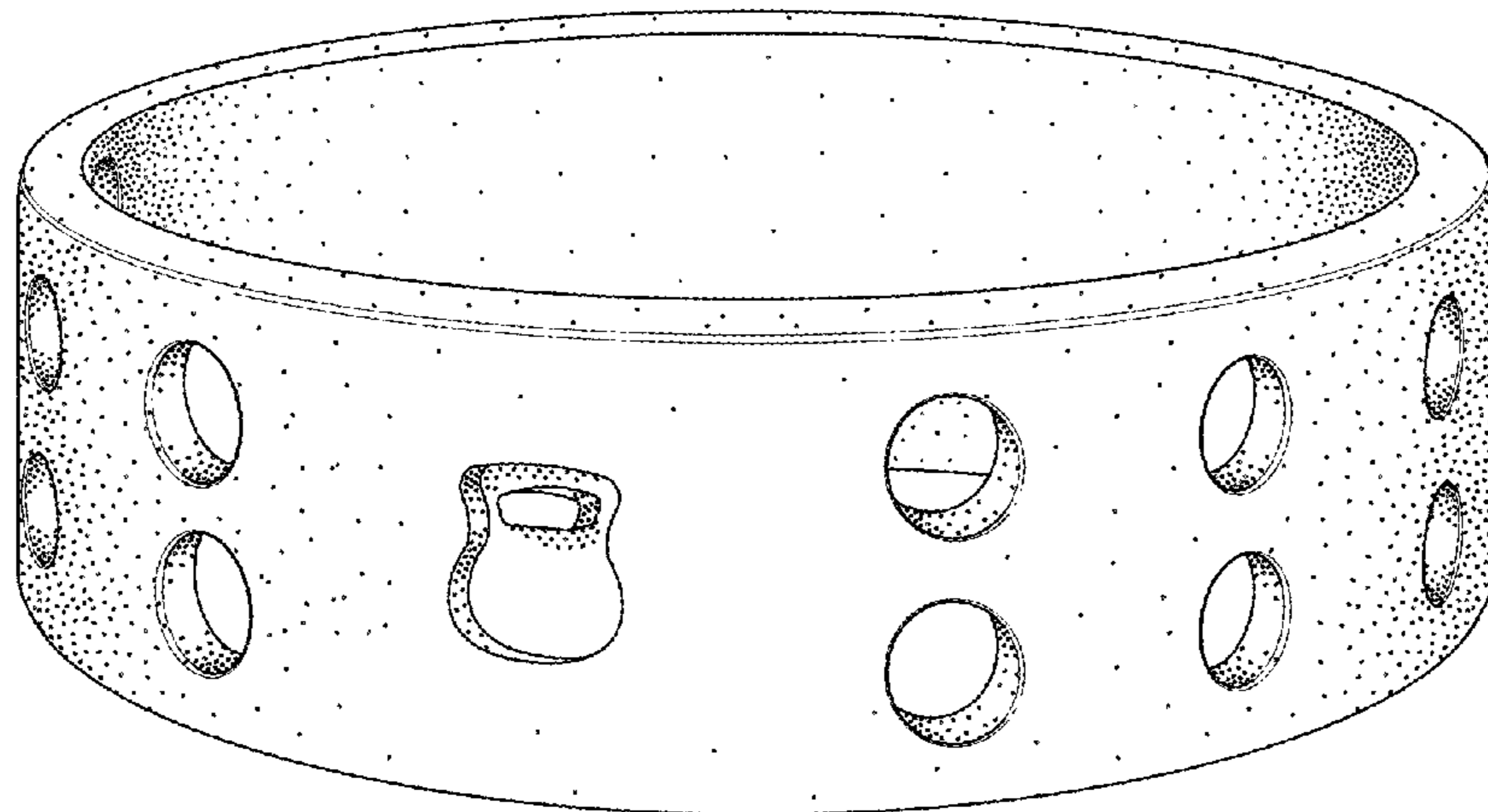
(57) **CLAIM**

The ornamental design for a wearable ring, as shown and described.

DESCRIPTION

FIG. 1 is a top, front, right perspective view of a wearable ring showing our new design; FIG. 2 is a right side view thereof, wherein the left side is a mirror image of FIG. 2; FIG. 3 is a top view thereof; FIG. 4 is a front view thereof; FIG. 5 is a rear view thereof; and, FIG. 6 is an enlarged fragmentary view of FIG. 1 showing a portion of the claimed design. The even length broken lines in FIG. 6 are imaginary lines that are included for reference purposes only and form no part of the claimed design.

1 Claim, 6 Drawing Sheets



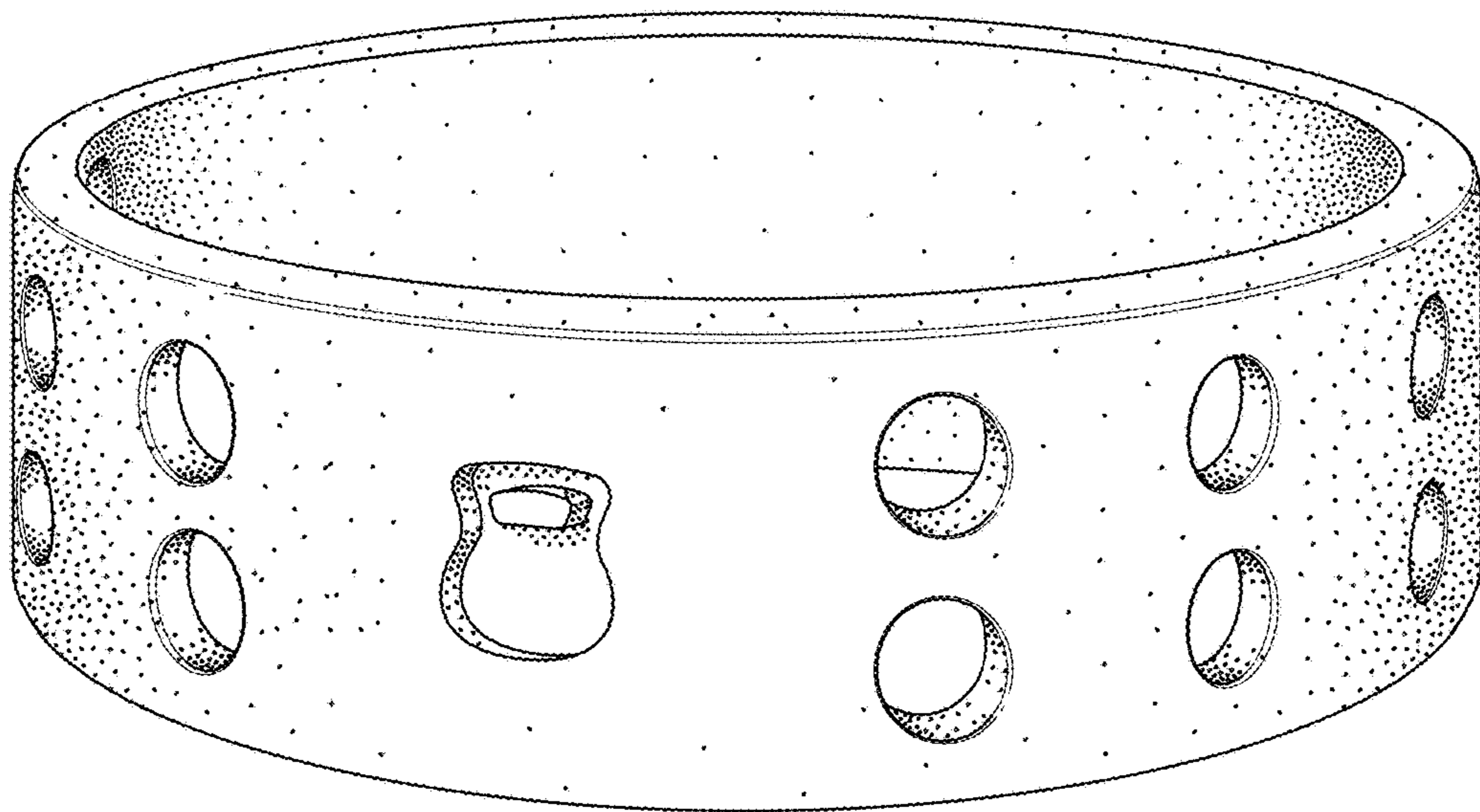


FIG. 1

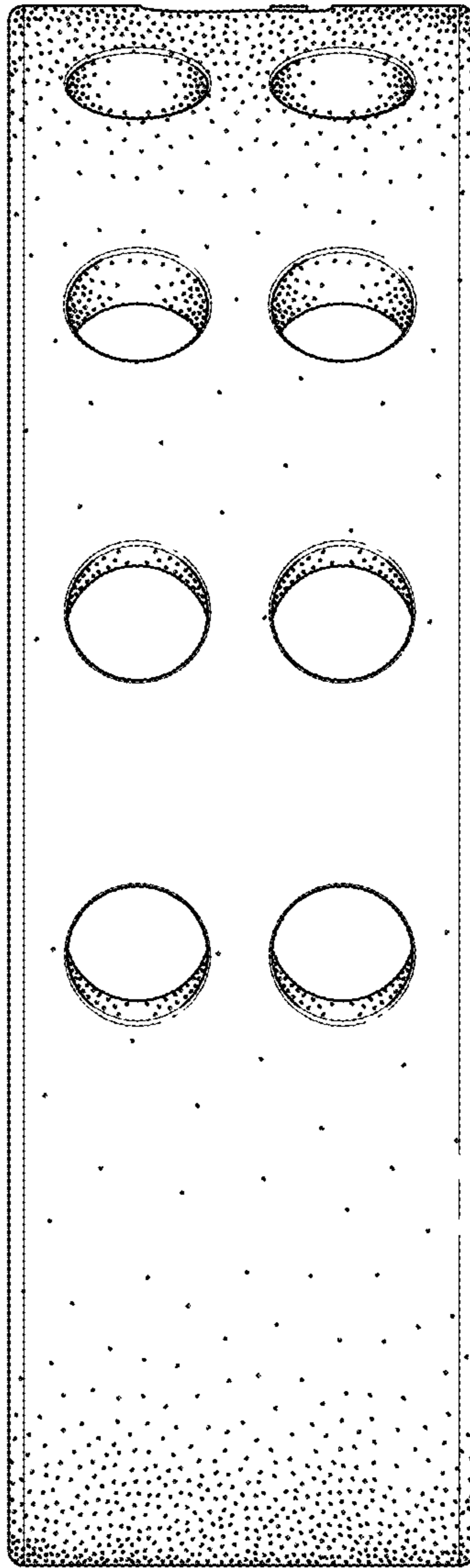


FIG. 2




FIG. 3

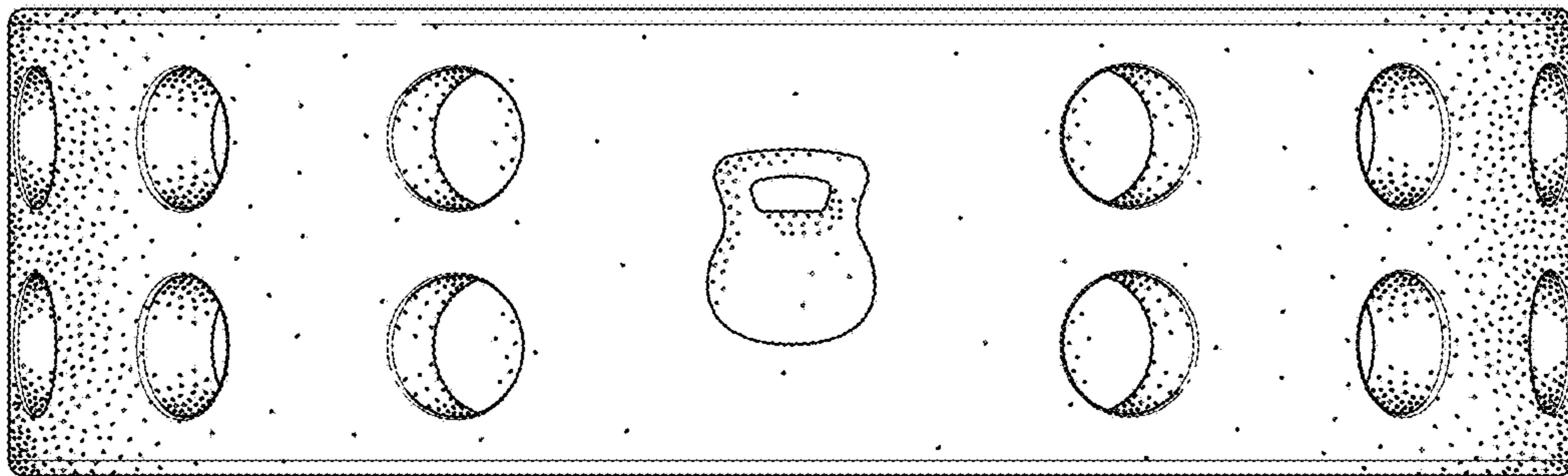


FIG. 4

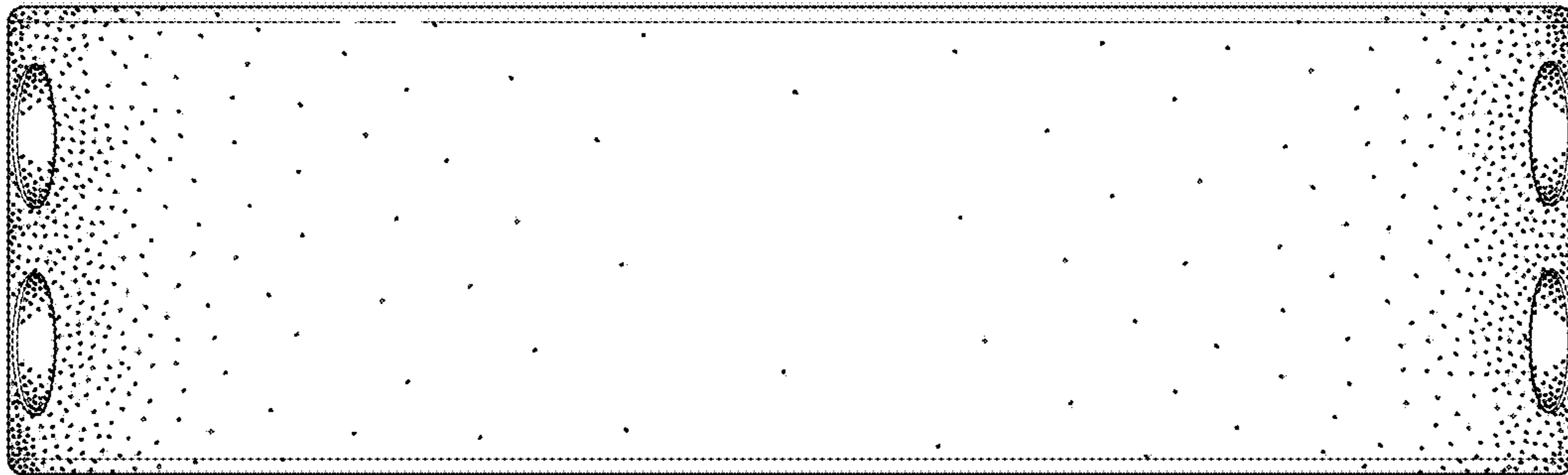


FIG. 5

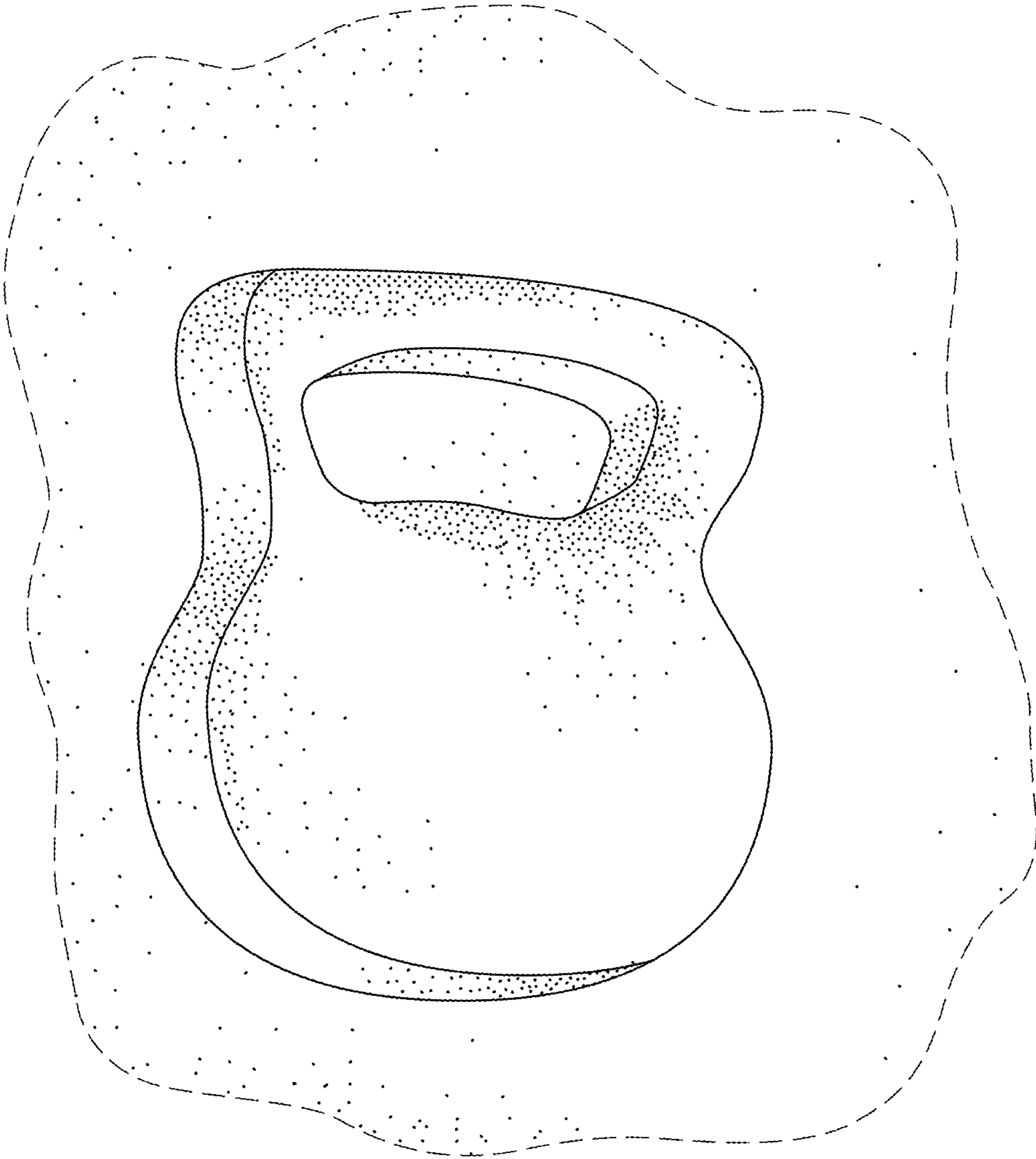


FIG. 6