



US00D789218S

(12) **United States Design Patent** (10) **Patent No.:** **US D789,218 S**  
**Johnson** (45) **Date of Patent:** **\*\* Jun. 13, 2017**

- (54) **DOG-SHAPED CLOCK**
- (71) Applicant: **London Johnson, Inc.**, Fishersville, VA (US)
- (72) Inventor: **Brian P. Johnson**, Fishersville, VA (US)
- (73) Assignee: **London Johnson, Inc.**, Fishersville, VA (US)

D416,366 S *	11/1999	Dunbar	.....	D11/134
D437,898 S *	2/2001	Phillipson	.....	D21/611
D457,071 S *	5/2002	Blauner	.....	D10/30
D466,418 S *	12/2002	Kwok	.....	D10/15
D471,116 S *	3/2003	Suzuki	.....	D10/40
D523,671 S *	6/2006	Edwards	.....	D6/518
D572,478 S *	7/2008	Carlstedt	.....	D3/203.1
D613,187 S *	4/2010	Bialek-Wester	.....	D10/40
D613,188 S *	4/2010	Bialek-Wester	.....	D10/15
D757,684 S *	5/2016	Feng	.....	D14/207
D759,767 S *	6/2016	Majure Maysan	.....	D21/611

- (\*\*) Term: **15 Years**
- (21) Appl. No.: **29/556,885**
- (22) Filed: **Mar. 3, 2016**
- (51) **LOC (10) Cl.** ..... **10-01**
- (52) **U.S. Cl.**  
USPC ..... **D10/7; D21/611**
- (58) **Field of Classification Search**  
USPC ..... **D10/1-39, 40-45, 54, 122-132;**  
**D21/611, 415; D26/98**  
CPC ..... **A61F 5/44; A63H 17/40; A63H 17/41;**  
**A63H 13/02; A61G 12/00; G04F 3/022;**  
**A47J 45/068; A47J 36/32**  
See application file for complete search history.

FOREIGN PATENT DOCUMENTS

JP	08150265 A *	6/1996	.....	A63H 13/02
JP	2009201668 A *	9/2009	.....	A63H 13/00

\* cited by examiner

*Primary Examiner* — Sheryl Lane  
*Assistant Examiner* — Samantha Wood  
 (74) *Attorney, Agent, or Firm* — Perkins Coie LLP

(57) **CLAIM**


The ornamental design for a dog-shaped clock, as shown and described.


**DESCRIPTION**

FIG. 1 is a perspective view of a dog-shaped clock showing my new design, as viewed from the top and front.  
 FIG. 2 is a front profile view thereof;  
 FIG. 3 is a back profile view thereof;  
 FIG. 4 is the left side profile view thereof.  
 FIG. 5 is the right side profile view thereof.  
 FIG. 6 is a top plan view thereof; and,  
 FIG. 7 is bottom plan view thereof.  
 The broken line showing portions of the dog-shaped clock are included for the purpose of illustrating the environmental structure and forms no part of the claimed design.


**1 Claim, 4 Drawing Sheets**

- (56) **References Cited**  
U.S. PATENT DOCUMENTS  
D71,526 S \* 11/1926 Leigh ..... D10/5  
D77,329 S \* 12/1928 Schoenhut ..... D21/611  
D89,968 S \* 5/1933 Marks ..... D9/609  
2,947,091 A \* 8/1960 McCrary ..... A61F 5/44  
116/67 R  
D234,857 S \* 4/1975 Dawson ..... D21/611  
D235,930 S \* 7/1975 Cone, II ..... D21/611  
D312,974 S \* 12/1990 Conner ..... D10/46  
D314,515 S \* 2/1991 Kaneko ..... D10/23  
D315,509 S \* 3/1991 Kolibaba ..... D10/6

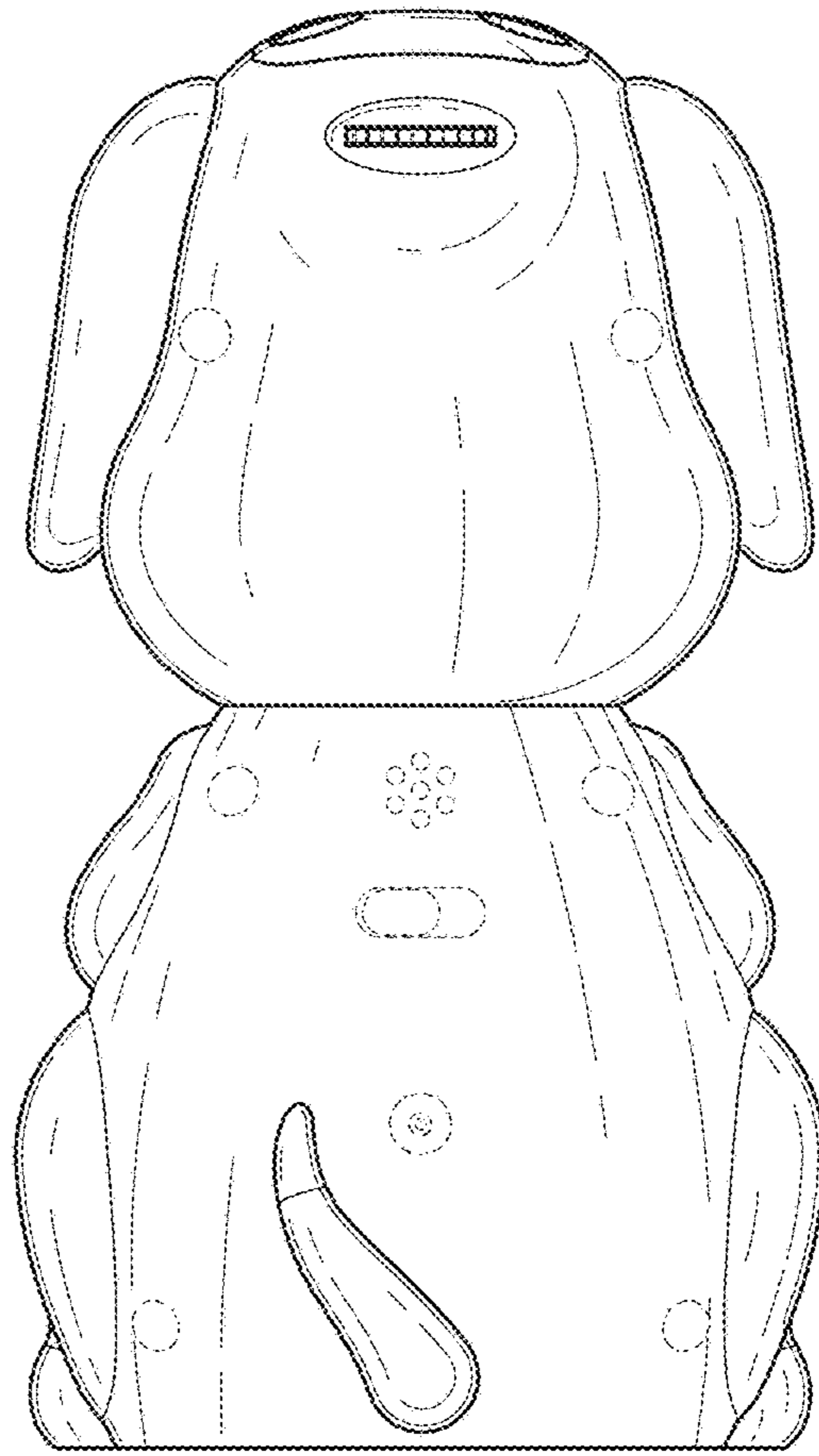




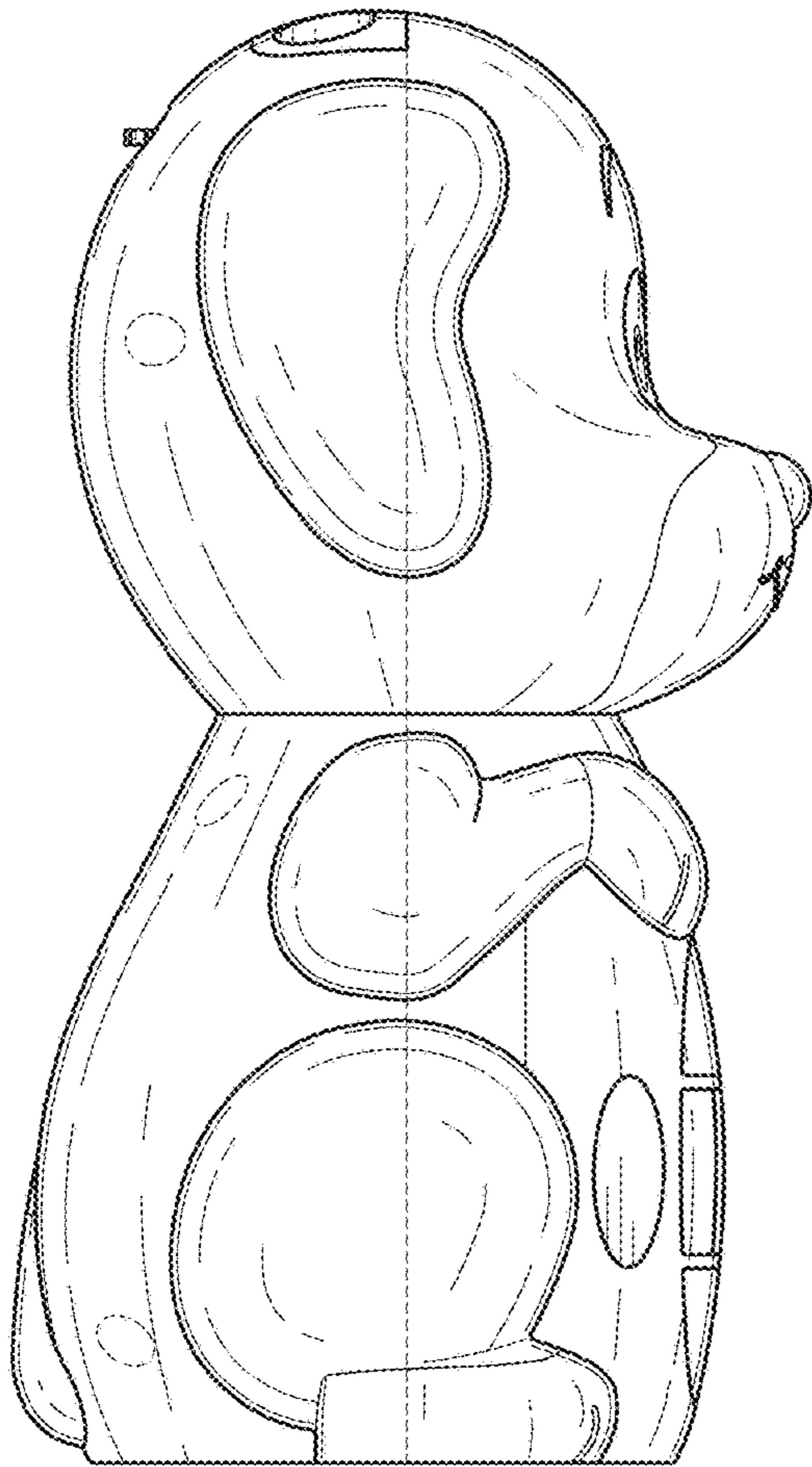
*Fig. 1*



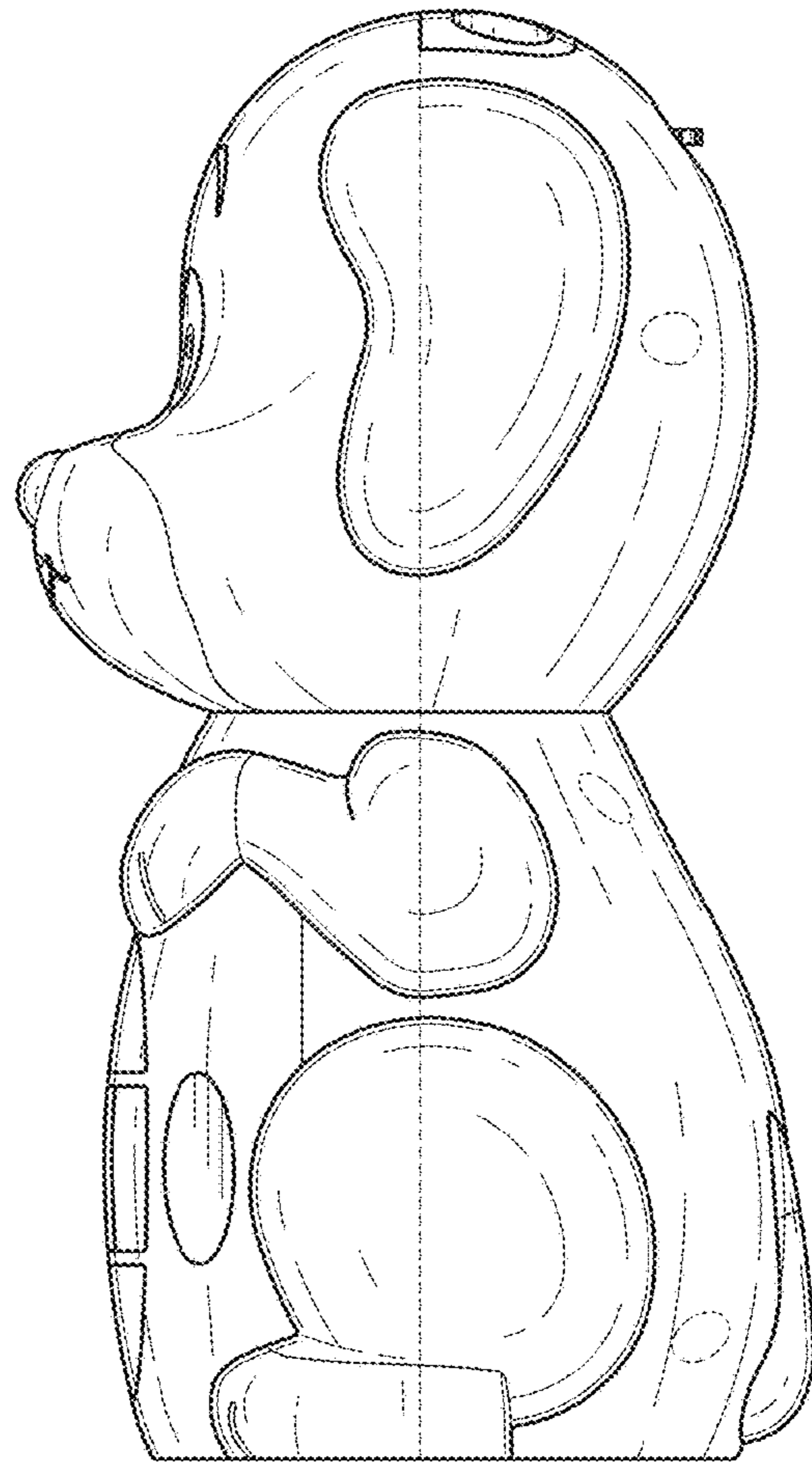
*Fig. 2*



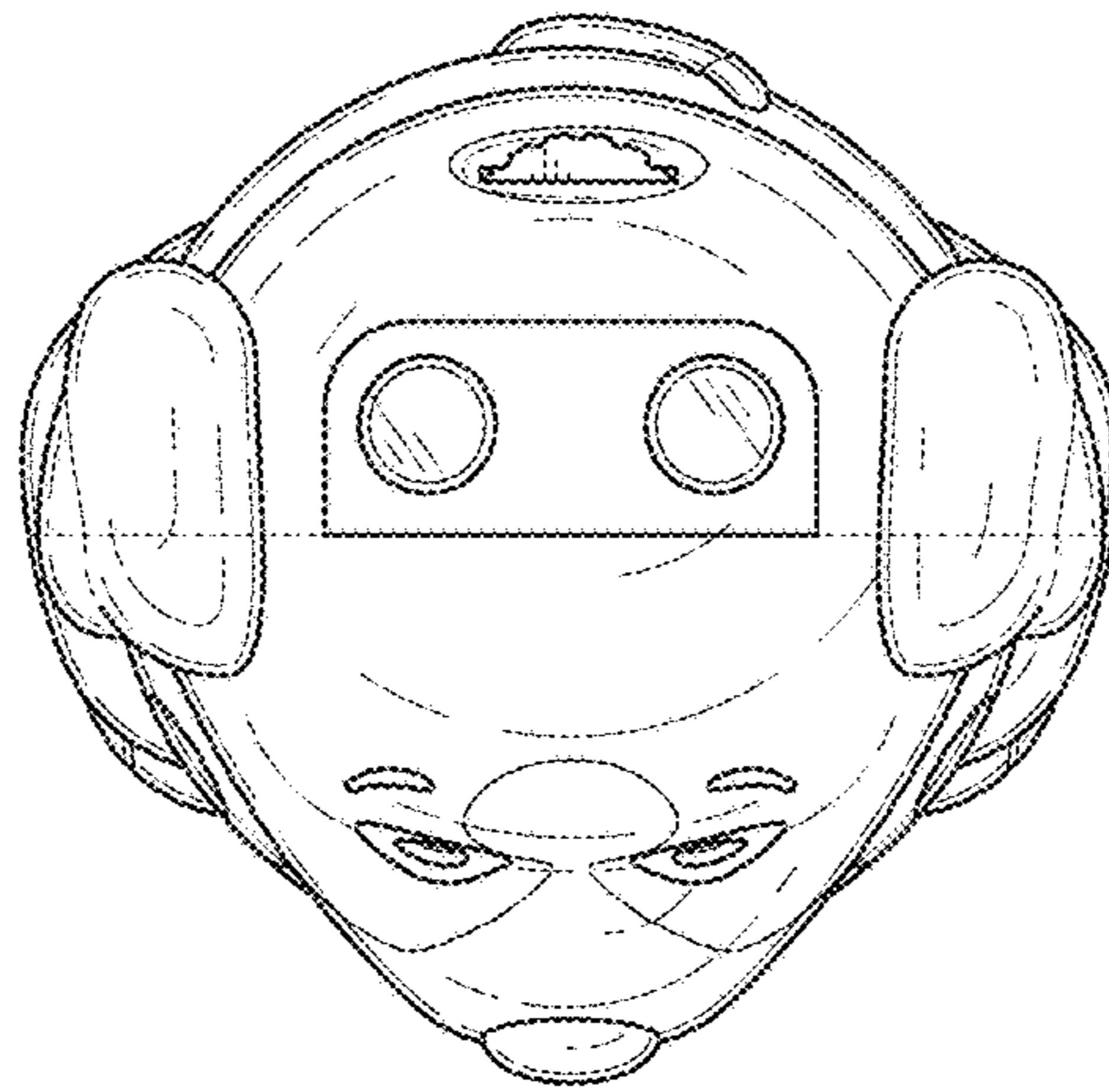
*Fig. 3*



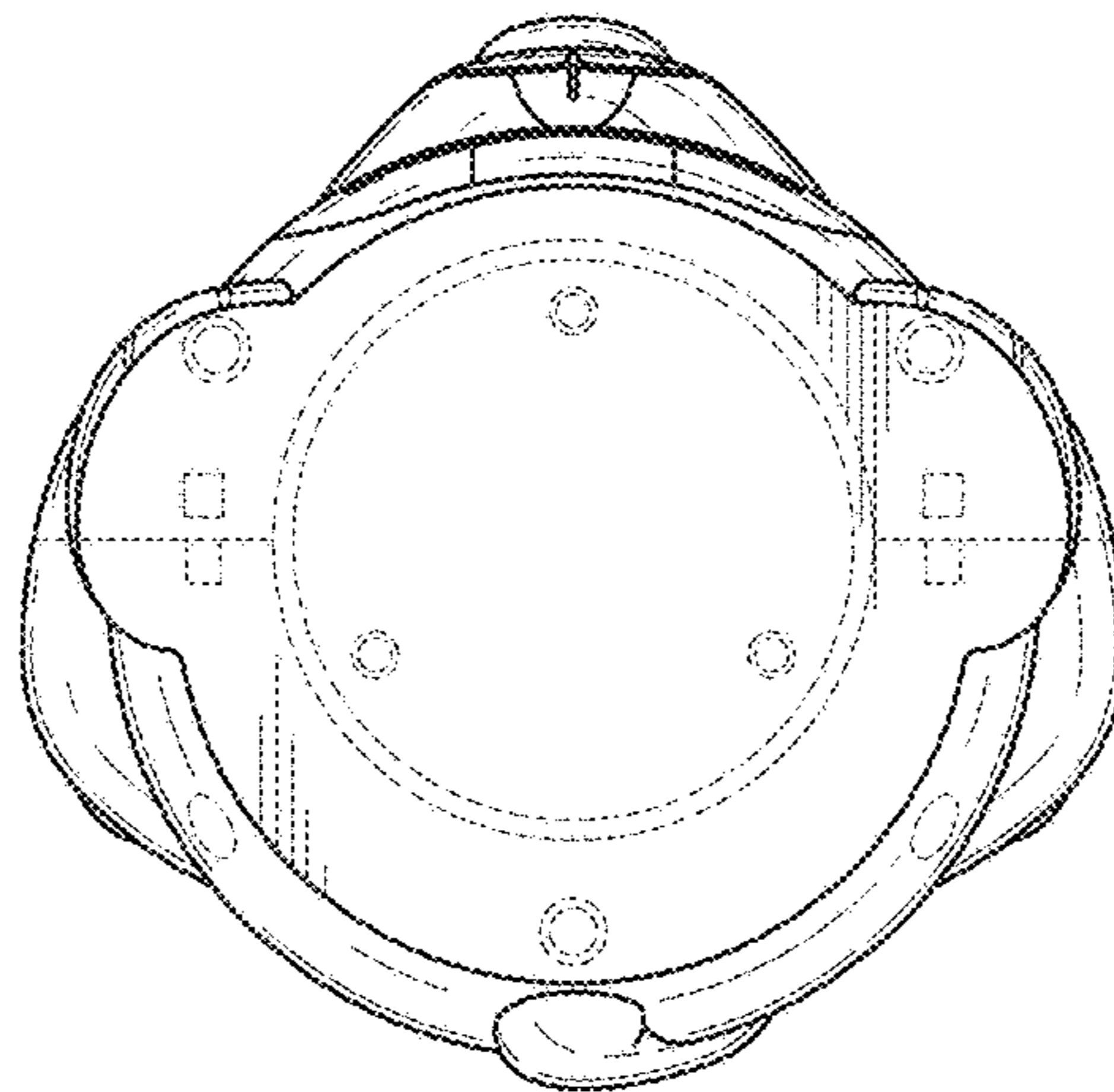
*Fig. 4*



*Fig. 5*



*Fig. 6*



*Fig. 7*