



US00D789202S

(12) **United States Design Patent**
Kissinger et al.

(10) **Patent No.:** **US D789,202 S**
(45) **Date of Patent:** **** Jun. 13, 2017**

(54) **CONTAINER BODY PORTION**
(71) Applicants: **Jeffrey Kissinger**, Wadsworth, OH (US); **Sarah Perez**, Akron, OH (US)
(72) Inventors: **Jeffrey Kissinger**, Wadsworth, OH (US); **Sarah Perez**, Akron, OH (US)
(73) Assignee: **Plastipak Packaging, Inc.**, Plymouth, MI (US)
(**) Term: **15 Years**

D525,132 S * 7/2006 Todd D9/516
D532,314 S * 11/2006 Todd D9/552
D560,500 S * 1/2008 Venkataraman D9/538
D570,220 S * 6/2008 Venkataraman D9/516
D570,693 S * 6/2008 Venkataraman D9/516
D570,694 S * 6/2008 Venkataraman D9/516
D571,215 S * 6/2008 Venkataraman D9/516
D573,029 S * 7/2008 Venkataraman D9/538
D607,733 S * 1/2010 Lepoitevin D9/520
D612,733 S * 3/2010 Eugui D9/516
D636,679 S * 4/2011 Dumas D9/545
D645,357 S * 9/2011 Dumas D9/550
D699,114 S * 2/2014 Fleischhacker D9/516
D739,758 S * 9/2015 Kissinger D9/552

(21) Appl. No.: **29/535,005**

* cited by examiner

(22) Filed: **Aug. 3, 2015**

Primary Examiner — Dana L Meyrow

Related U.S. Application Data

(74) *Attorney, Agent, or Firm* — Mario A. Tabone; Plastipak Packaging, Inc.

(62) Division of application No. 29/444,728, filed on Feb. 2, 2013, now Pat. No. Des. 739,758.

(51) **LOC (10) Cl.** **09-01**

(57) **CLAIM**

(52) **U.S. Cl.**
USPC **D9/516; D9/552**

The ornamental design for a container body portion, as shown and described.

(58) **Field of Classification Search**
USPC D9/500, 502–503, 516, 530, 537–543, D9/549–550, 552, 557–559, 571, 575, D9/715, 719; 215/379, 381–383; 220/660, 669–670, 672, 675
CPC B65D 1/00; B65D 1/02; B65D 1/0223; B65D 23/00; B65D 81/00; B65D 2501/00; B65D 2501/0009; B65D 2501/0018; B65D 2501/0036
See application file for complete search history.

DESCRIPTION

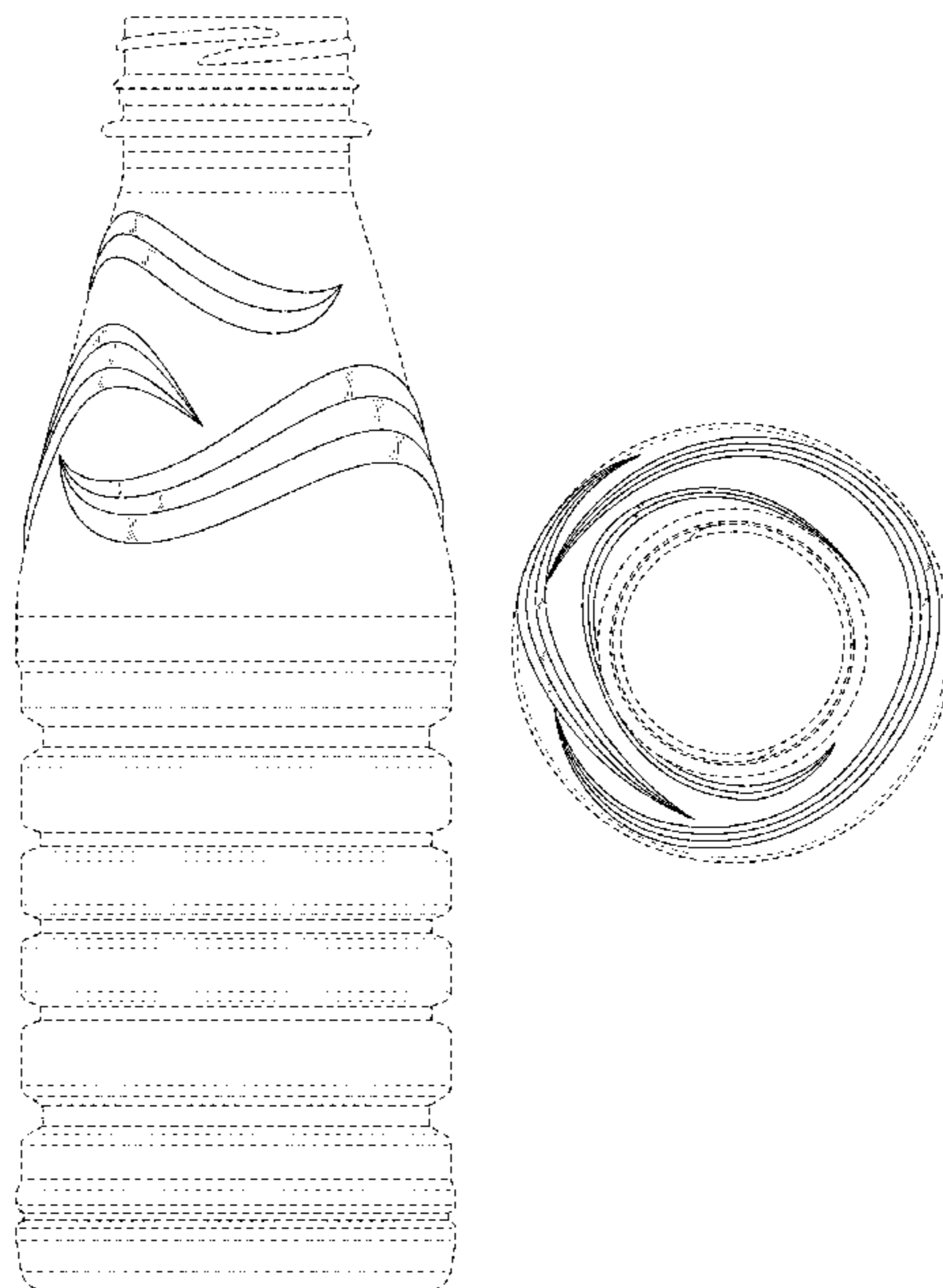
FIG. 1 is a top, front, right side perspective view of the claimed design;
FIG. 2 is a front elevational view thereof;
FIG. 3 is a rear elevational view thereof;
FIG. 4 is a left elevational view thereof;
FIG. 5 is a right elevational view thereof;
FIG. 6 is a top plan view thereof; and,
FIG. 7 is a bottom plan view thereof.
The broken lines in the drawings illustrate the portions of the container that form no part of the claim.

(56) **References Cited**

U.S. PATENT DOCUMENTS

D381,272 S * 7/1997 Coons D9/540
D510,025 S * 9/2005 Venkataraman D9/516

1 Claim, 6 Drawing Sheets



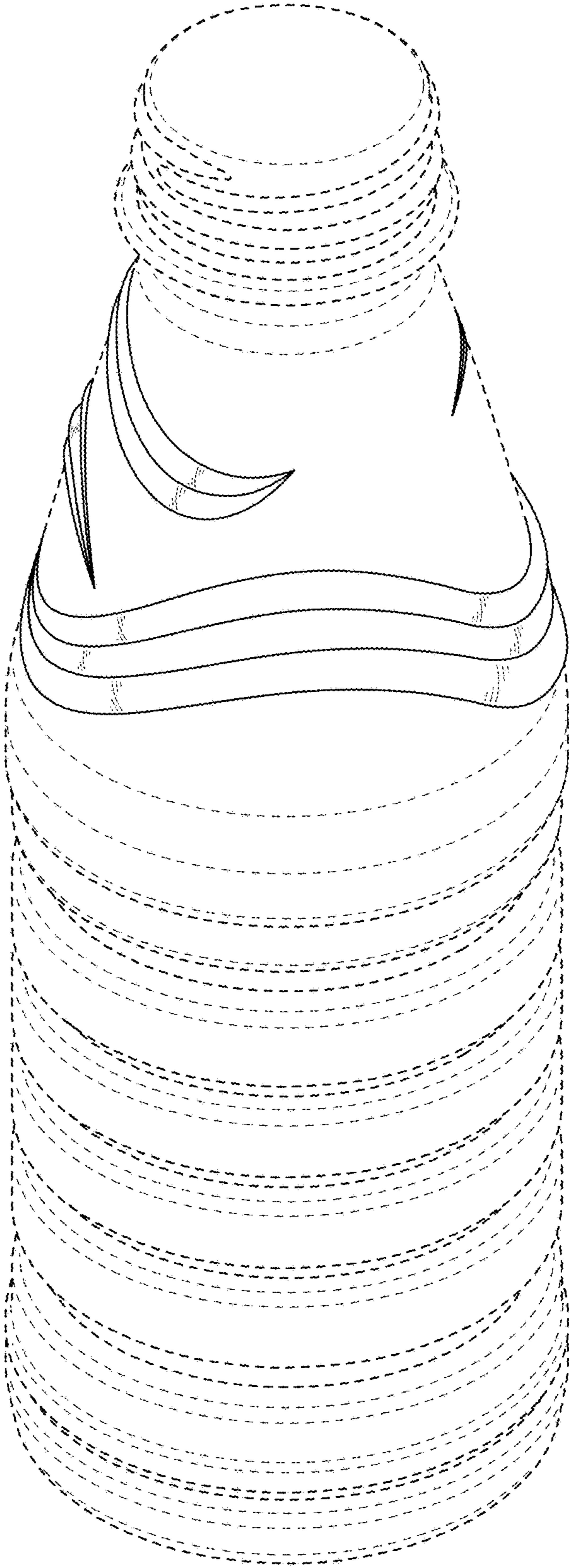


FIG. 1

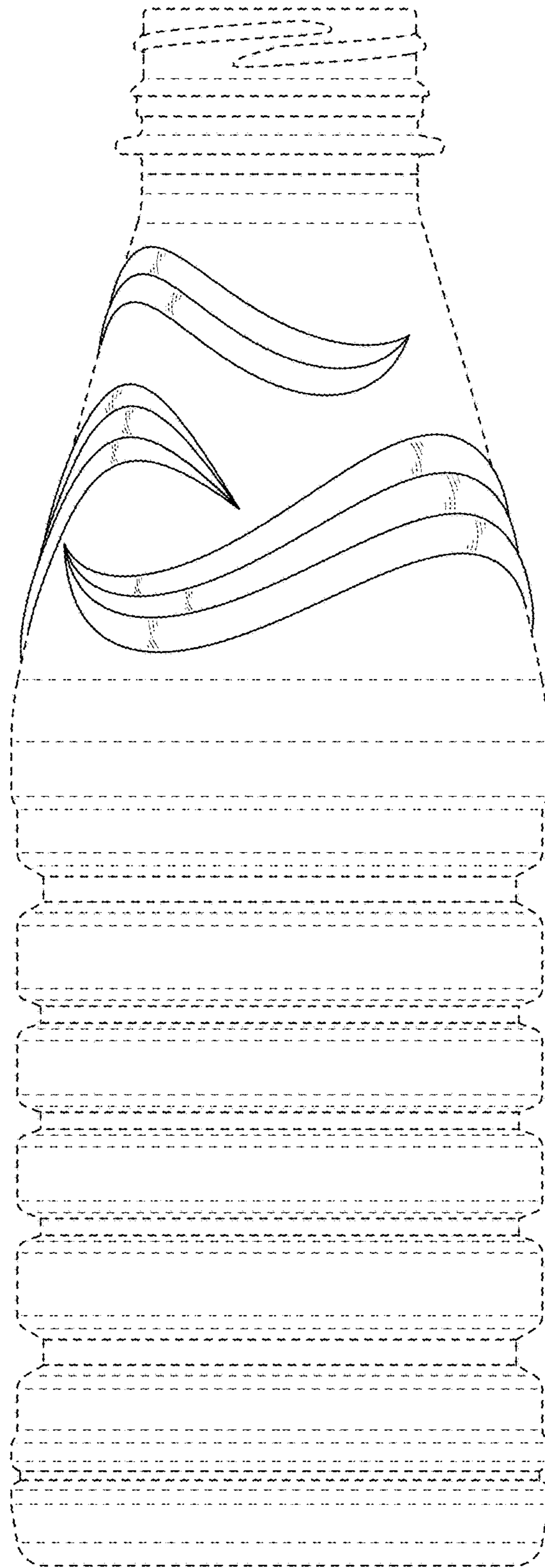


FIG. 2

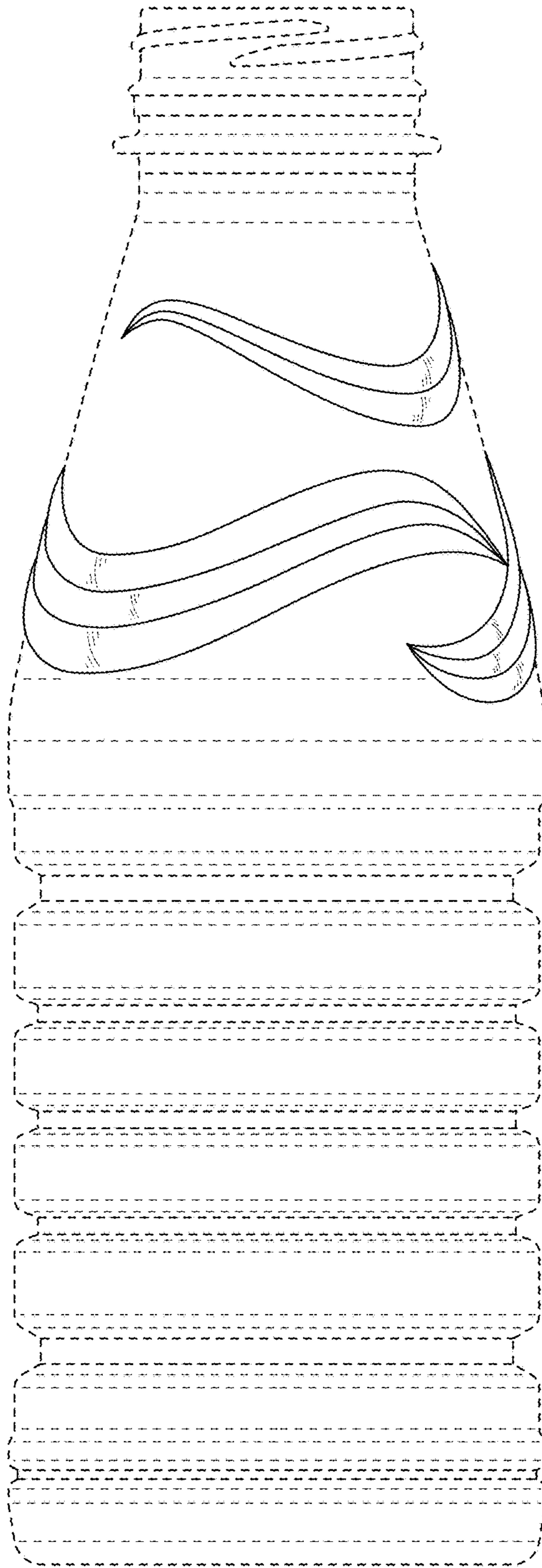


FIG. 3




FIG. 4

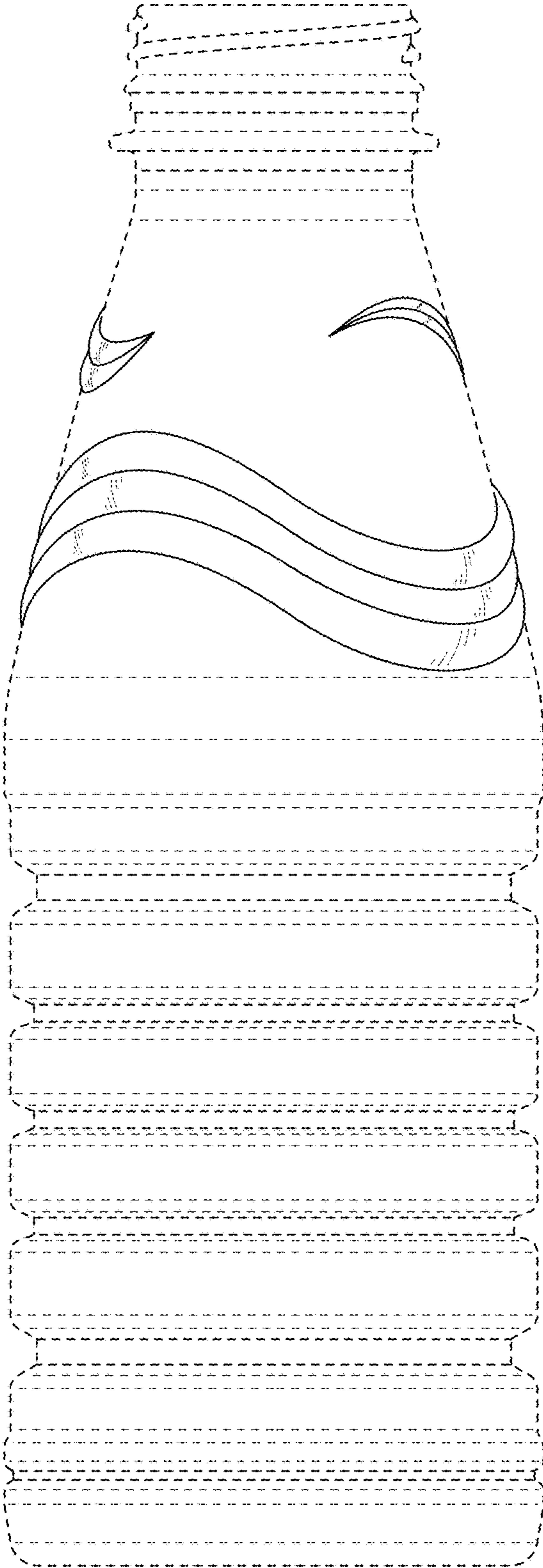


FIG. 5

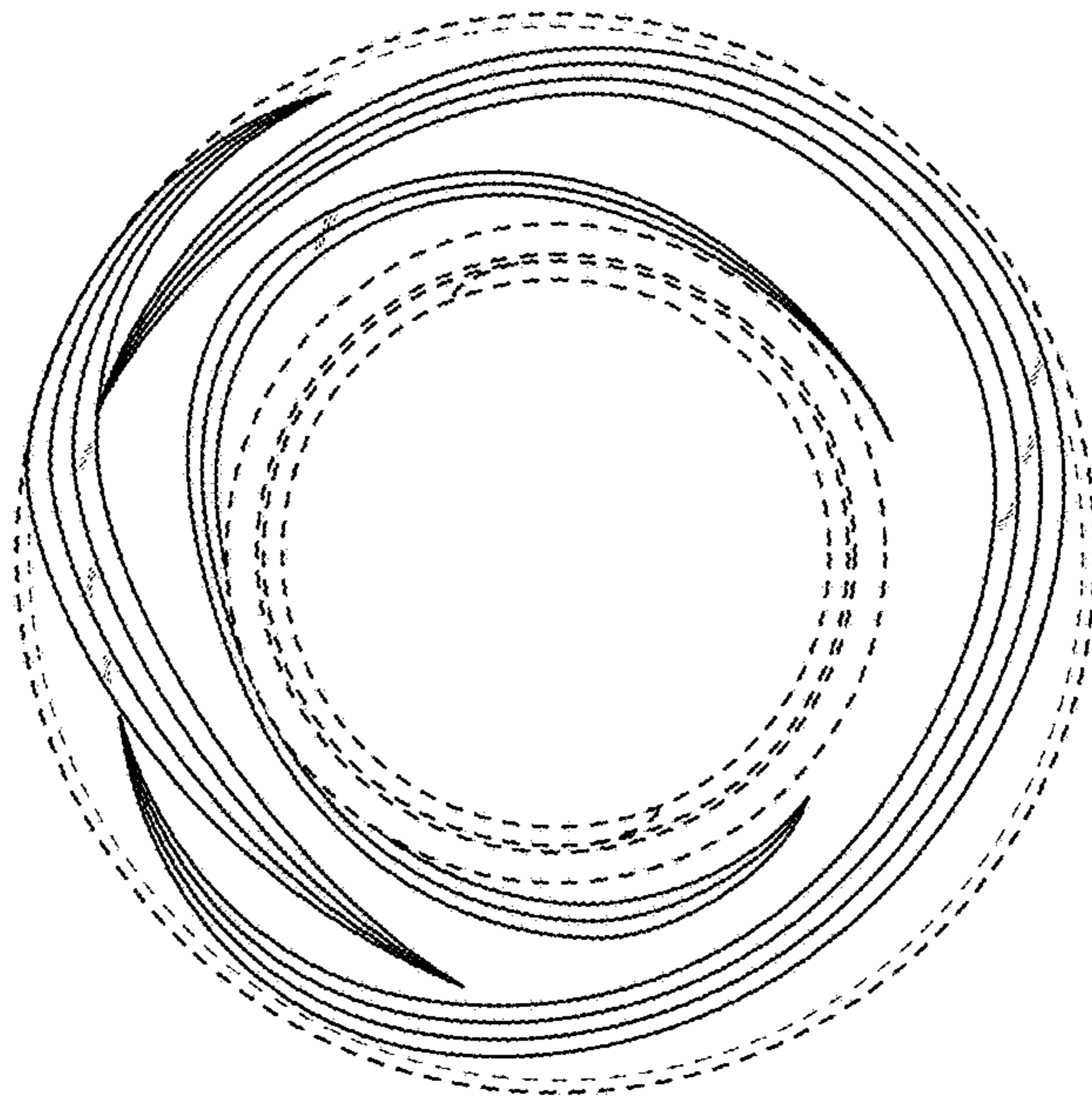


FIG. 6




FIG. 7