



US00D789197S

(12) **United States Design Patent**  
**Giza**

(10) **Patent No.:** **US D789,197 S**

(45) **Date of Patent:** **\*\* Jun. 13, 2017**

(54) **PACKAGE WITH SURFACE ORNAMENTATION**

(71) Applicant: **S.C. JOHNSON & SON, INC.**,  
Racine, WI (US)

(72) Inventor: **Danielle C. Giza**, Brooklyn, NY (US)

(73) Assignee: **S. C. Johnson & Son, Inc.**, Racine, WI (US)

(\*\*) Term: **15 Years**

(21) Appl. No.: **29/565,454**

(22) Filed: **May 20, 2016**

**Related U.S. Application Data**

(62) Division of application No. 29/515,940, filed on Jan. 28, 2015, now Pat. No. Des. 760,074, which is a division of application No. 29/461,785, filed on Jul. 26, 2013, now Pat. No. Des. 725,466.

(51) **LOC (10) Cl.** ..... **09-07**

(52) **U.S. Cl.**

USPC ..... **D9/434**; D9/499

(58) **Field of Classification Search**

USPC ..... D9/434, 451, 452, 455-457, 499;  
D11/24; D14/489; D20/22

CPC ..... B65D 2203/00; B65D 2203/02; B65D  
5/4233; G09F 2003/0272; G09F  
2003/0273

See application file for complete search history.

(56) **References Cited**

**U.S. PATENT DOCUMENTS**

D74,065 S *	12/1927	Lumley	.....	D26/30
D88,724 S *	12/1932	Calvert	.....	D26/30
D89,100 S *	1/1933	White	.....	D9/667
D92,965 S *	8/1934	Kandetzki	.....	D26/30
D97,553 S *	11/1935	Hirsch	.....	D9/441

D152,684 S *	2/1949	Feltz	.....	D26/30
D153,969 S *	5/1949	Murray	.....	D26/31
D190,384 S *	5/1961	Meyerson	.....	D11/24
D191,759 S *	11/1961	Meyerson	.....	D11/12
D195,872 S *	8/1963	Rodriguez	.....	D11/24
D386,710 S *	11/1997	Pandel	.....	D11/24
D495,748 S *	9/2004	Leland	.....	D20/17
D676,316 S *	2/2013	Powers	.....	D9/434
D676,743 S *	2/2013	Powers	.....	D9/434
D679,996 S *	4/2013	Kersten	.....	D9/443
D679,997 S *	4/2013	Kersten	.....	D9/443
D684,188 S *	6/2013	Kocmick	.....	D14/491
D706,294 S *	6/2014	Jewitt	.....	D14/489
D723,914 S *	3/2015	Singh	.....	D9/434
D725,466 S *	3/2015	Giza	.....	D20/22
D760,074 S *	6/2016	Giza	.....	D9/434

(Continued)

*Primary Examiner* — Robert M Spear

*Assistant Examiner* — Darcey E Heflin

(57) **CLAIM**

The ornamental design for a package with surface ornamentation, as shown and described.

**DESCRIPTION**

FIG. 1 is a front elevational view of a package with surface ornamentation;

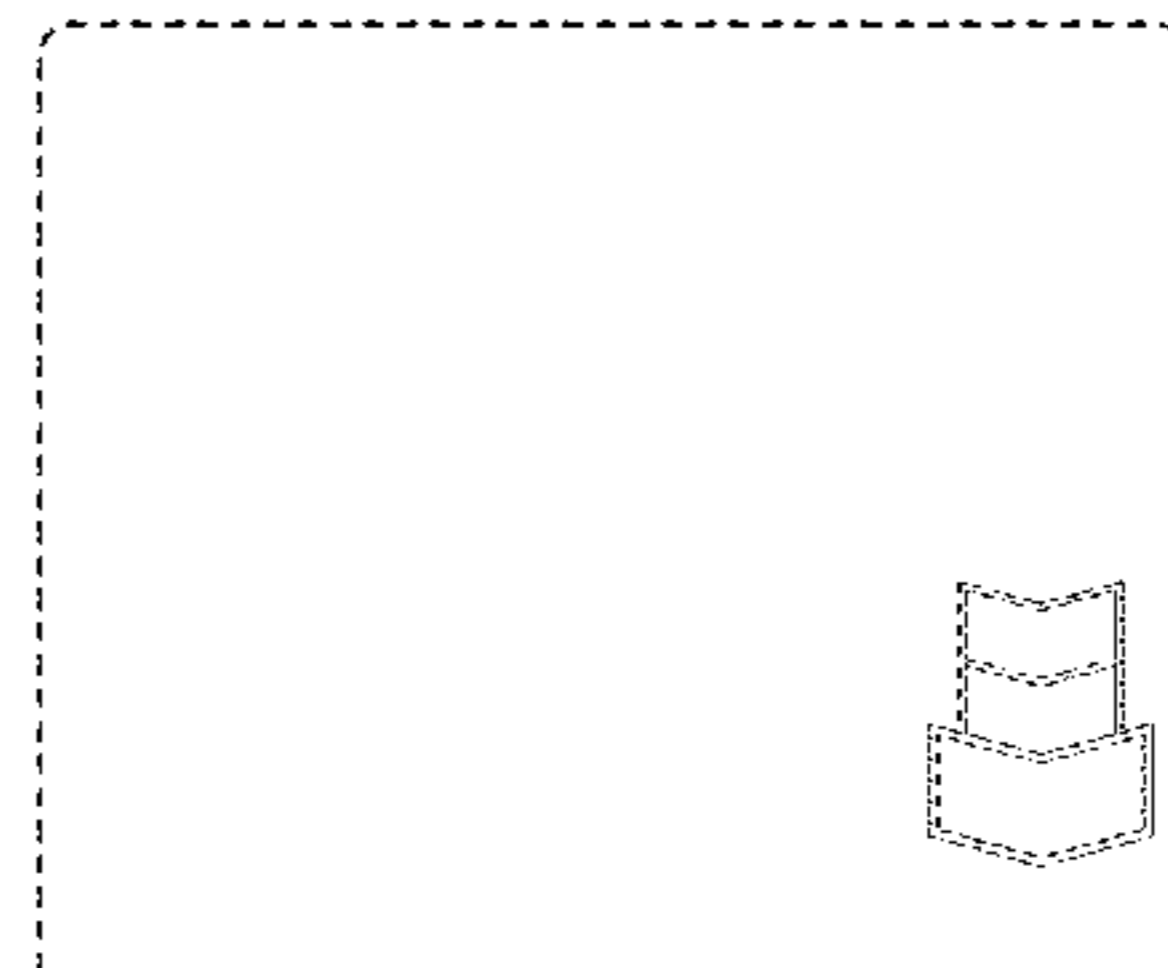
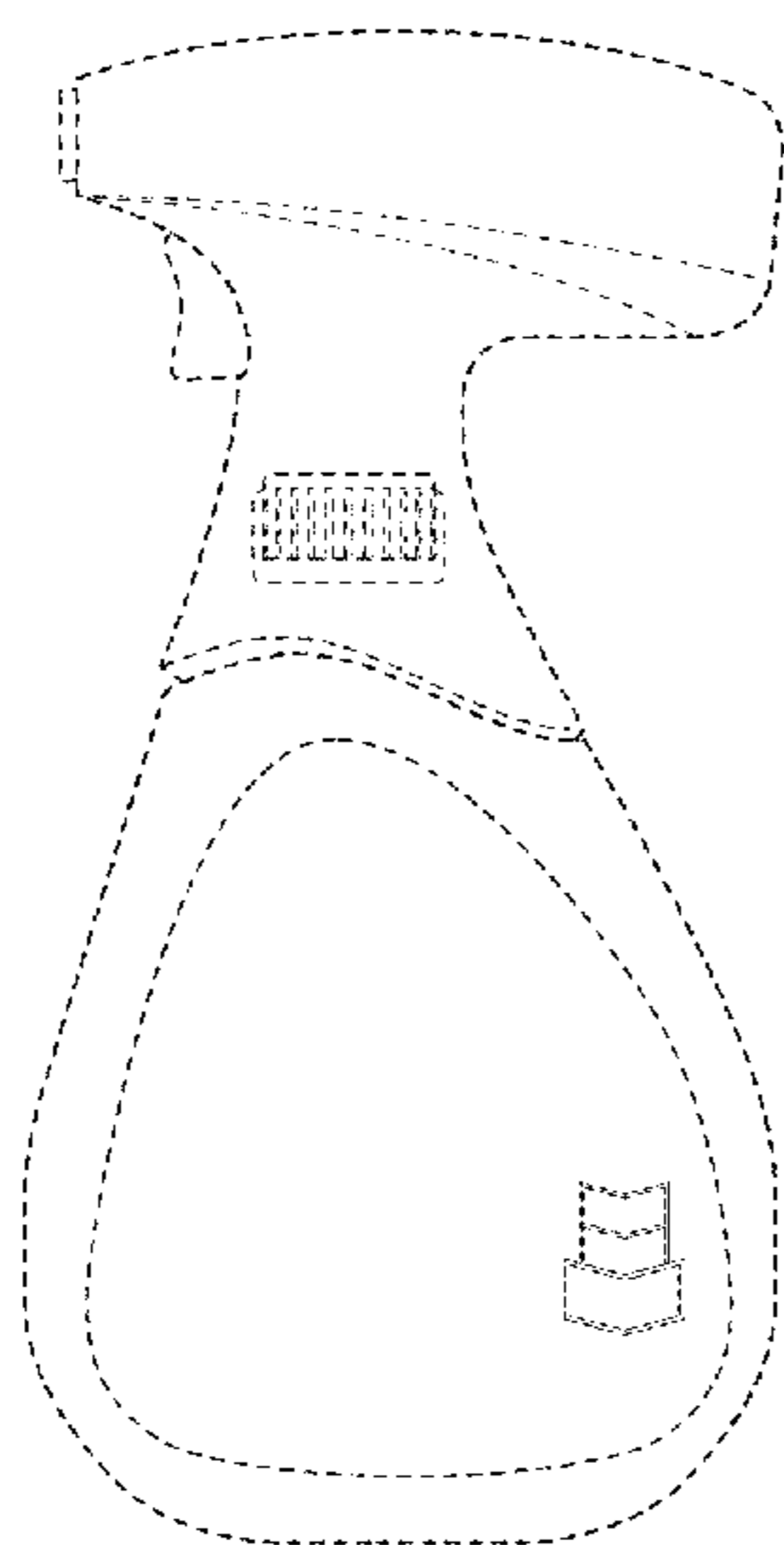
FIG. 2 is a front elevational view showing the package with surface ornamentation of FIG. 1 in an alternative unclaimed environment;

FIG. 3 is a front elevational view showing the package with surface ornamentation of FIG. 1 in a second alternative unclaimed environment; and,

FIG. 4 is a front elevational view showing the package with surface ornamentation of FIG. 1 in a third alternative unclaimed environment.

The broken lines showing the package are included for the purpose of illustrating environmental structure and form no part of the claimed design. The claim is limited to the solid lines in the drawings.

**1 Claim, 1 Drawing Sheet**



(56)

**References Cited**

U.S. PATENT DOCUMENTS

2010/0275478 A1\* 11/2010 Kuan ..... G08B 7/062  
40/553  
2011/0119968 A1\* 5/2011 Buddenhagen ..... B60R 13/00  
40/299.01

\* cited by examiner

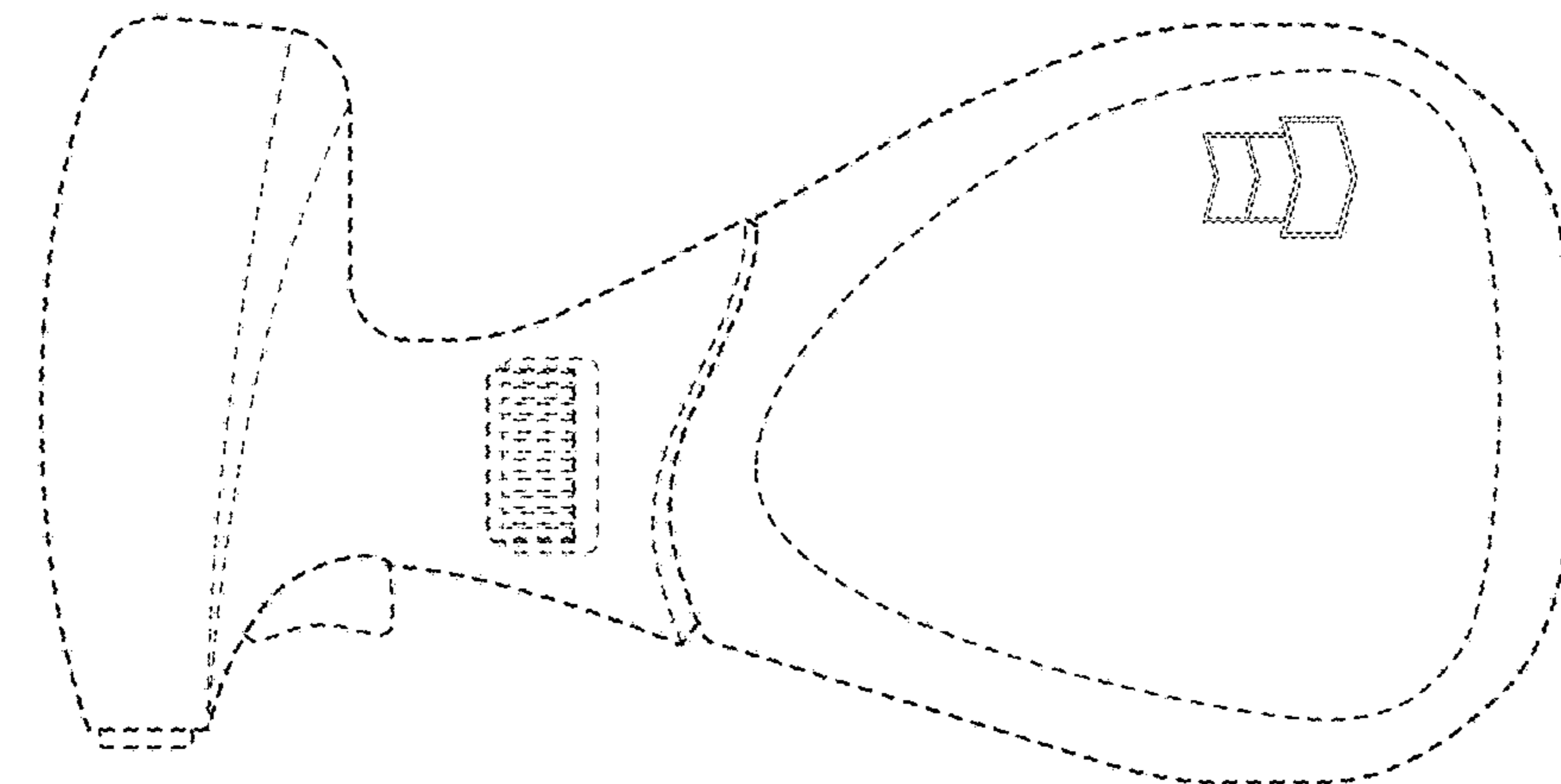


FIG. 1

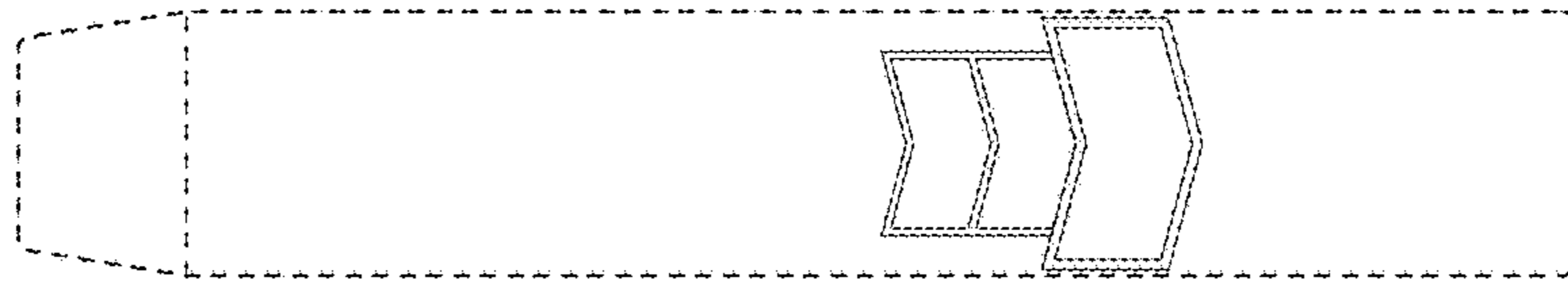


FIG. 2



FIG. 3

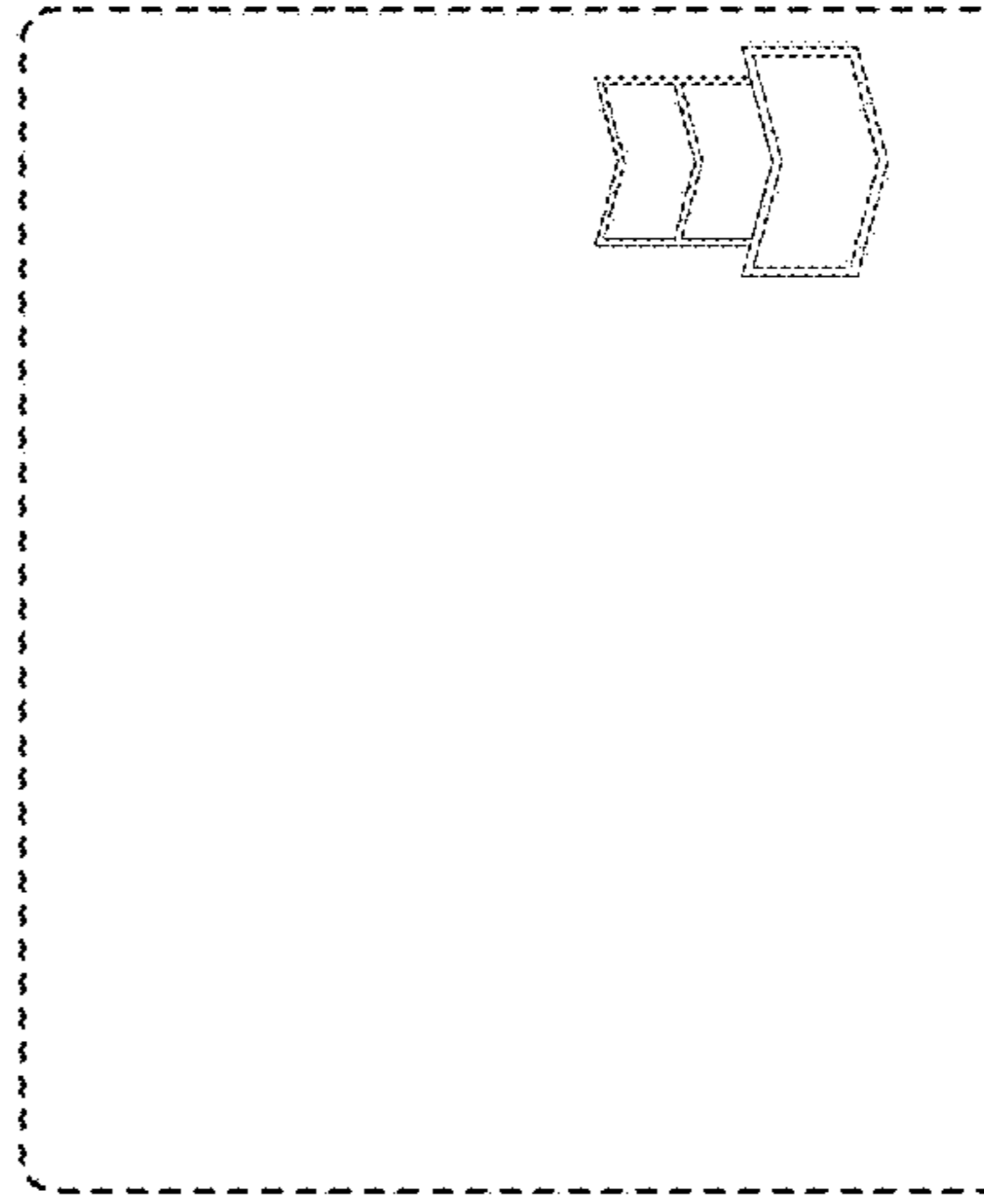


FIG. 4