



US00D789194S

(12) **United States Design Patent**
Cooper

(10) **Patent No.:** **US D789,194 S**
(45) **Date of Patent:** **** Jun. 13, 2017**

(54) **DISPLAY CASE**

FOREIGN PATENT DOCUMENTS

(71) Applicant: **Martin R. Cooper**, Cincinnati, OH
(US)

CN 202980593 U 6/2013
EP 1452108 B1 11/2009

(72) Inventor: **Martin R. Cooper**, Cincinnati, OH
(US)

OTHER PUBLICATIONS

(**) Term: **14 Years**

Mc Coy Health Science Supply, "Stackable Watch Packaging for Dakota Watch", Accessed Mar. 15, 2016. (<https://www.mccoymedical.com/mccohealth/content/productdetail.aspx/upc=6a817043-e945-4287-b717-d04c2f9173cd/id=-1/sid=4f230fa8-4cb7-47d7-93d1-cc006dfede09/>).*

(21) Appl. No.: **29/515,392**

(22) Filed: **Jan. 22, 2015**

(51) **LOC (10) Cl.** **09-03**

Primary Examiner — Jennifer Rivard

(52) **U.S. Cl.**

Assistant Examiner — April Rivas

USPC **D9/418**; D3/302; D3/903

(74) *Attorney, Agent, or Firm* — Ulmer & Berne LLP

(58) **Field of Classification Search**

USPC D3/903, 273, 282, 283, 284, 293, 294,
D3/295, 302, 901, 905, 265, 266;
D9/430, 418, 414; D6/553, 682, 672
CPC B65D 85/40; B65D 85/18; B65D 85/00;
A45C 11/12; A45C 11/10; A45C 11/04;
A45F 7/02; A45F 7/03

(57) **CLAIM**

See application file for complete search history.

The ornamental design for a display case, as shown and described.

DESCRIPTION

(56) **References Cited**

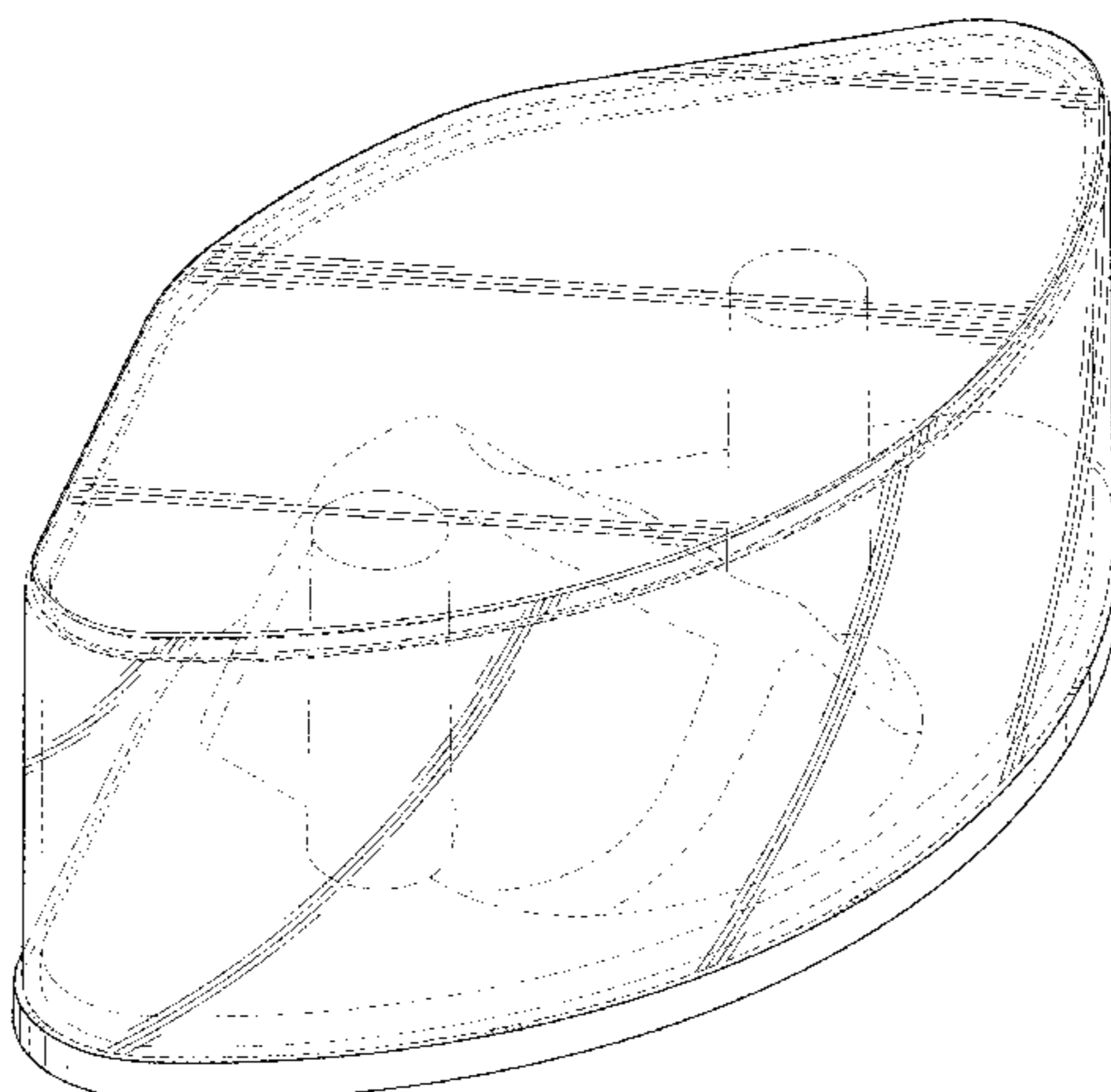
U.S. PATENT DOCUMENTS

1,080,267	A	12/1913	Currin	
2,649,956	A	8/1953	Knibb	
3,422,951	A *	1/1969	Ragsdale B65D 5/5045 206/8
4,261,461	A *	4/1981	Kizlauskas A45C 11/10 206/566
4,541,534	A	9/1985	Strauss	
4,586,619	A	5/1986	Eckert	
4,640,417	A	2/1987	Durand	
D335,833	S *	5/1993	Gecchelin D6/682
5,383,552	A	1/1995	Dikowitz	
D369,039	S	4/1996	Guccione	
D373,693	S *	9/1996	Elhage D3/273
5,579,906	A *	12/1996	Fabbri A47F 7/022 206/1.5
D393,557	S	4/1998	Guccione	
6,182,830	B1	2/2001	Au et al.	
D438,378	S *	3/2001	Charness D3/273

(Continued)

FIG. 1 is a front perspective view of the first embodiment of a display case;
FIG. 2 is a front elevational view of the display case of FIG. 1;
FIG. 3 is a rear elevational view of the display case of FIG. 1;
FIG. 4 is a left side elevation view of the display case of FIG. 1;
FIG. 5 is a right side elevation view of the display case of FIG. 1;
FIG. 6 is a top plan view of the display case of FIG. 1;
FIG. 7 is a bottom plan view of the display case of FIG. 1;
and,
FIG. 8 is a front perspective view of a second embodiment of the display case showing a stacked pair.
The broken lines in the figures illustrate unclaimed portions of the display case.

1 Claim, 7 Drawing Sheets



(56)

References Cited

U.S. PATENT DOCUMENTS

6,206,217 B1 * 3/2001 Chiang A45C 7/005
 206/37
 D451,802 S * 12/2001 Dardashti D3/294
 D464,877 S * 10/2002 Weinstein D9/418
 D473,054 S * 4/2003 Roehrig D3/294
 D478,811 S * 8/2003 Huang D3/294
 D502,338 S * 3/2005 Zanghi D6/672
 D508,843 S * 8/2005 Lane D3/265
 D535,102 S * 1/2007 Matsuda D3/302
 7,188,739 B1 * 3/2007 Raile A47F 7/021
 211/85.1
 D570,114 S * 6/2008 Netz D3/294
 D575,956 S * 9/2008 Reardon D3/295
 D592,398 S * 5/2009 Roesler D3/294
 D618,999 S * 7/2010 Akana D9/430
 D623,407 S * 9/2010 Raile D3/263
 D637,076 S * 5/2011 Akana D9/430
 D669,684 S * 10/2012 Johnson D3/284
 D716,549 S * 11/2014 Porter D3/266
 D723,801 S * 3/2015 Kriss D3/266
 D729,518 S * 5/2015 Neusidl D3/265
 2002/0092588 A1 * 7/2002 Ka Fai Au A45C 3/06
 150/103
 2005/0122008 A1 * 6/2005 Atwood A47F 11/04
 312/117
 2007/0175772 A1 8/2007 Cunningham
 2011/0198248 A1 * 8/2011 Biedermann A45C 11/10
 206/301
 2011/0315567 A1 12/2011 Boynton et al.
 2014/0048428 A1 2/2014 Sakamoto

* cited by examiner

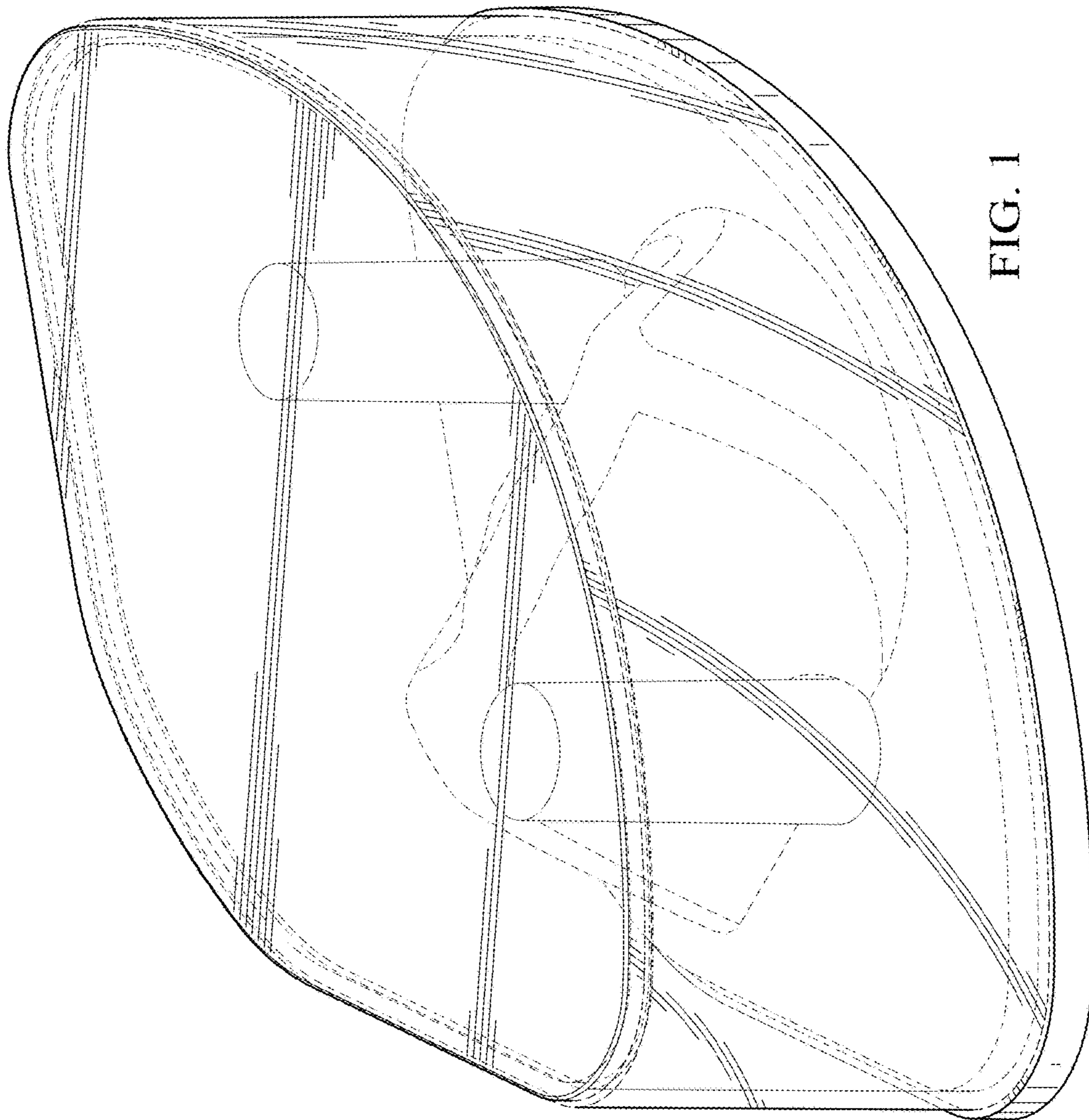


FIG. 1

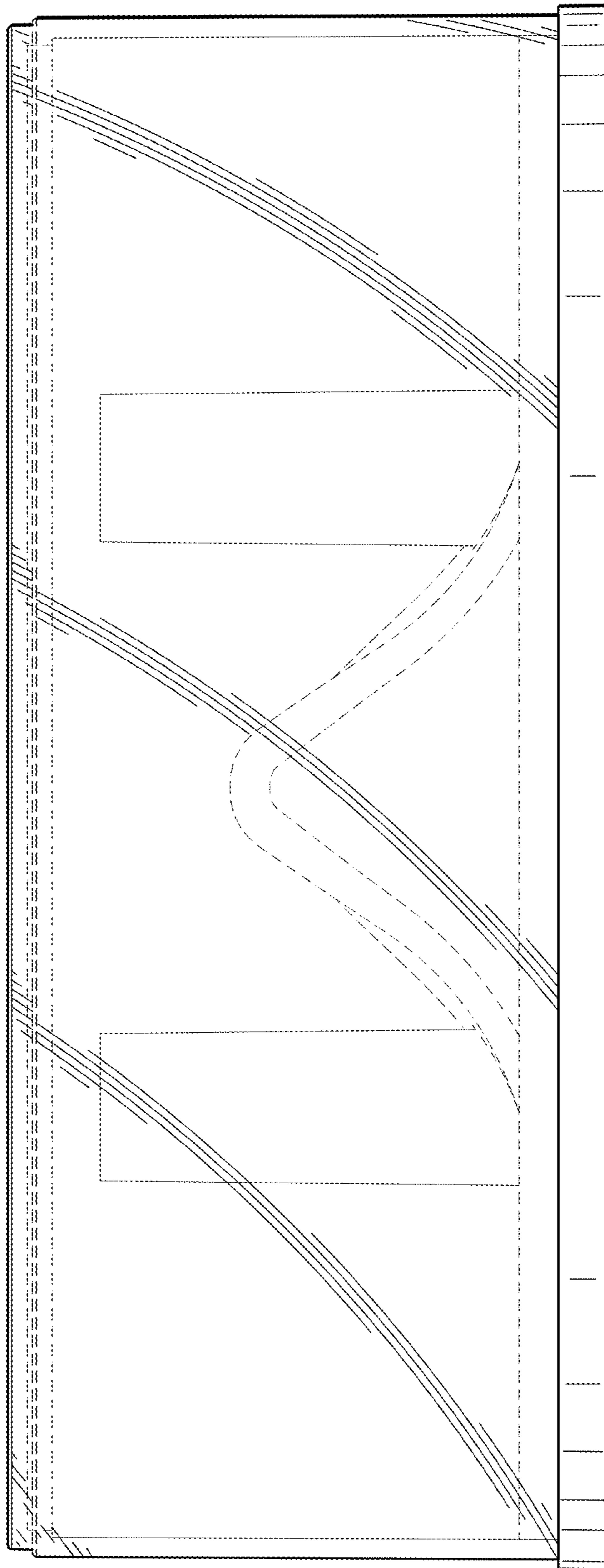


FIG. 2

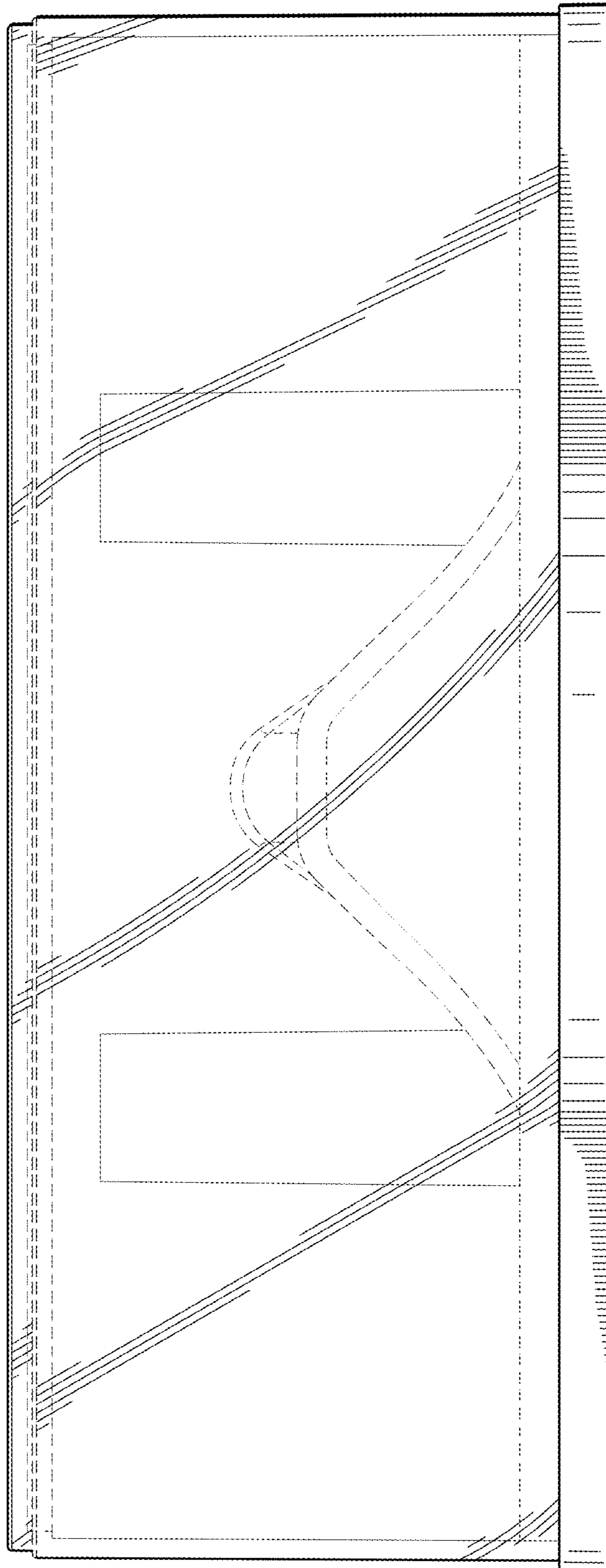


FIG. 3

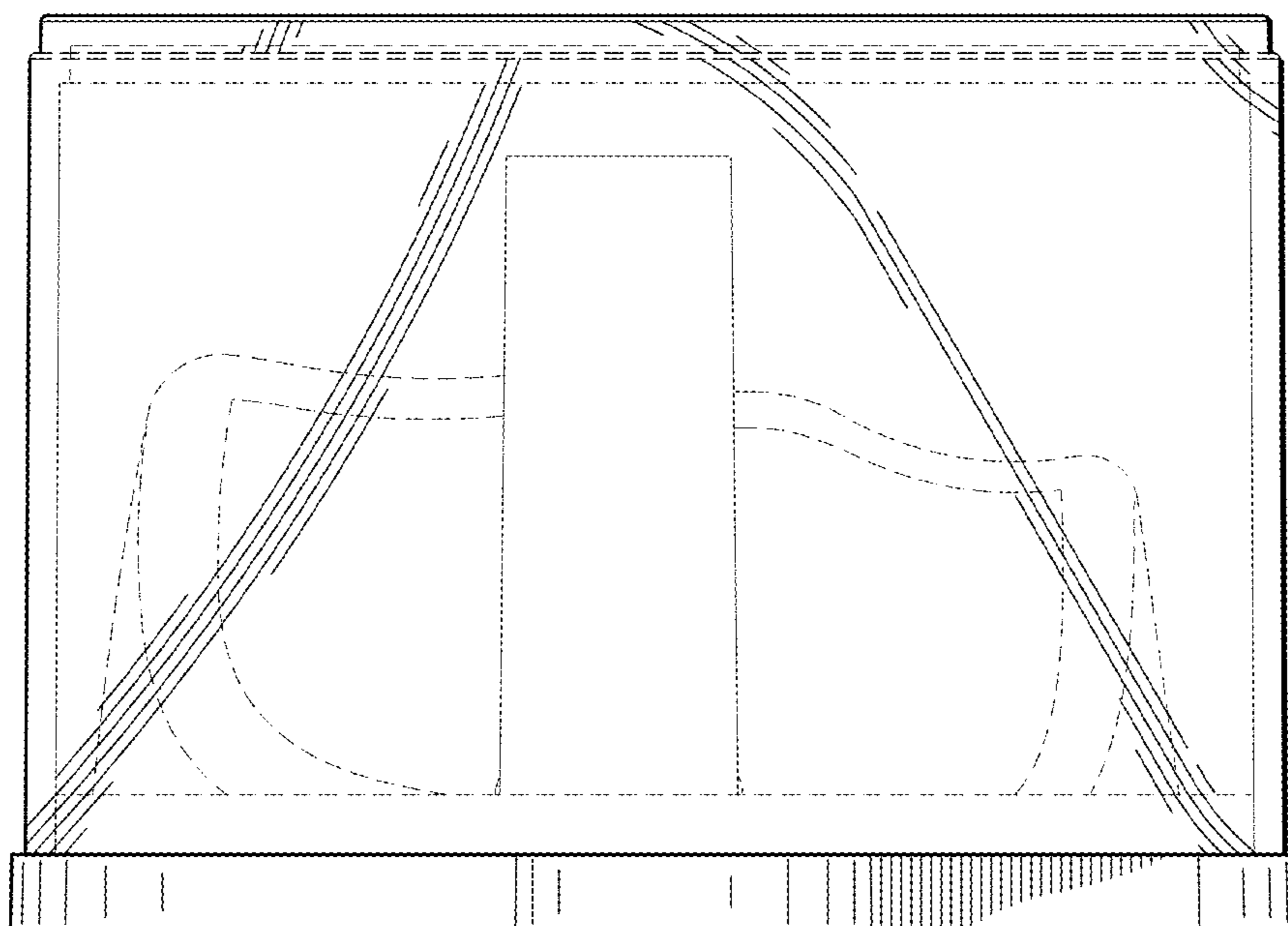


FIG. 4

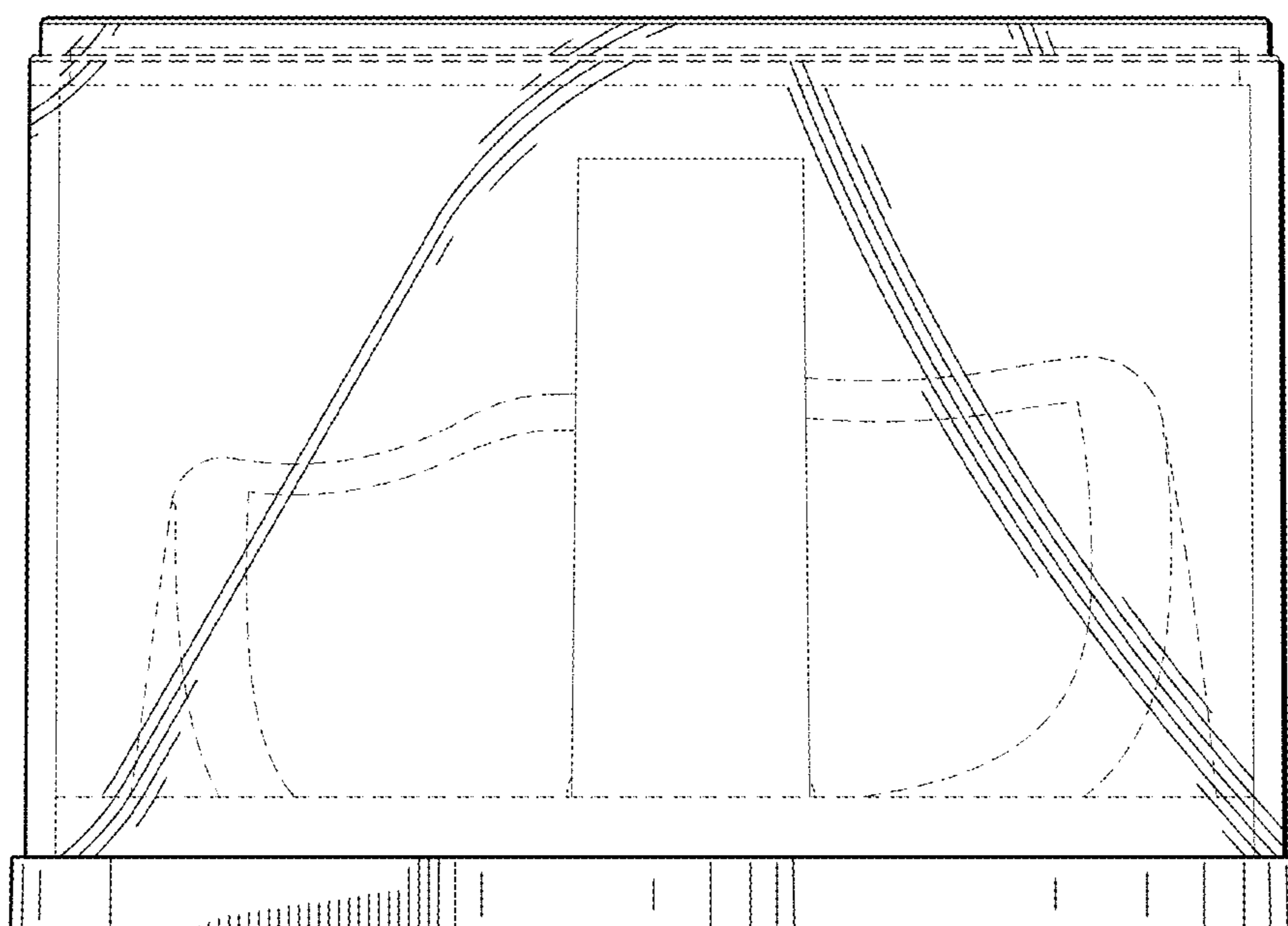


FIG. 5

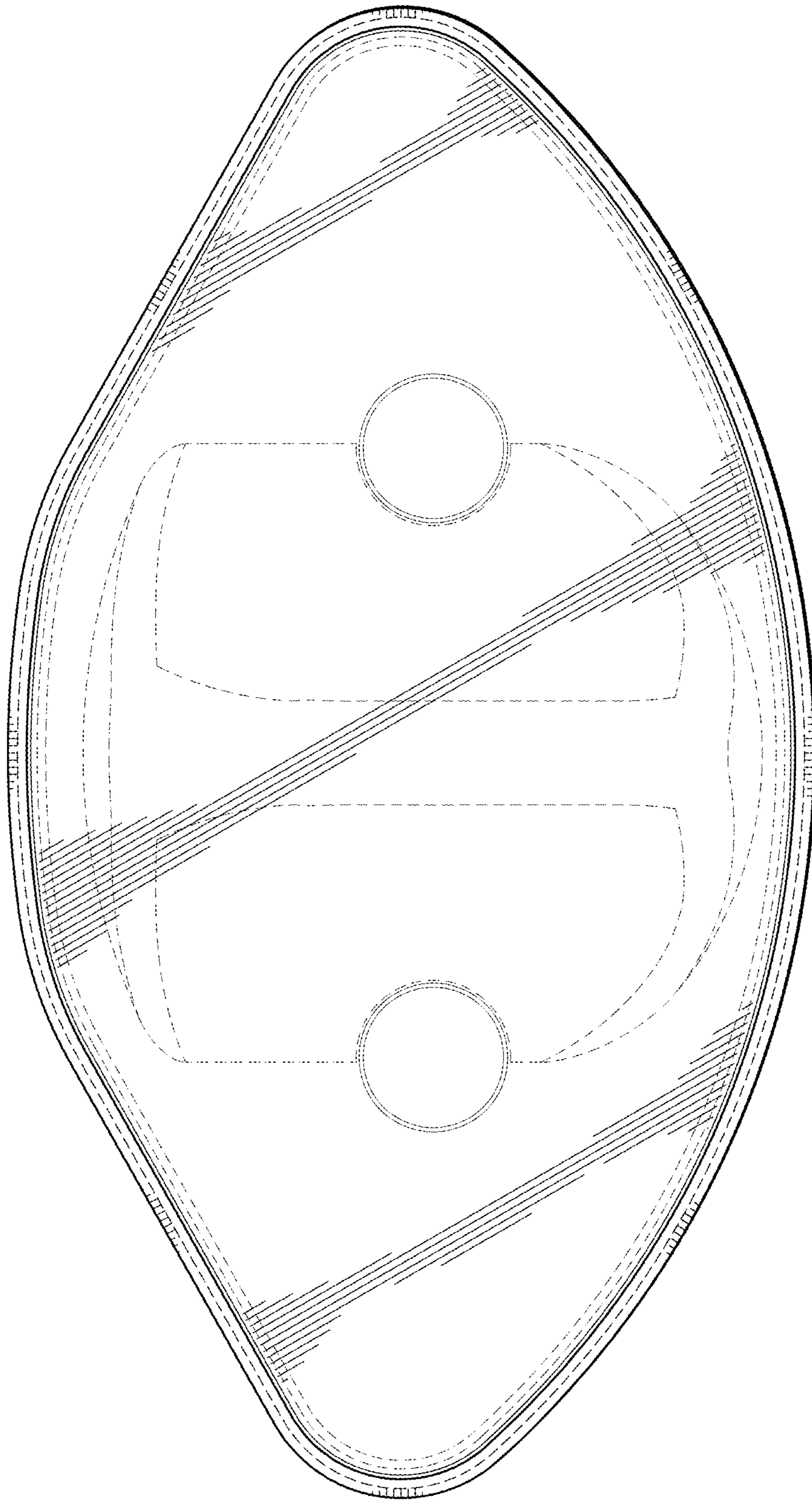


FIG. 6

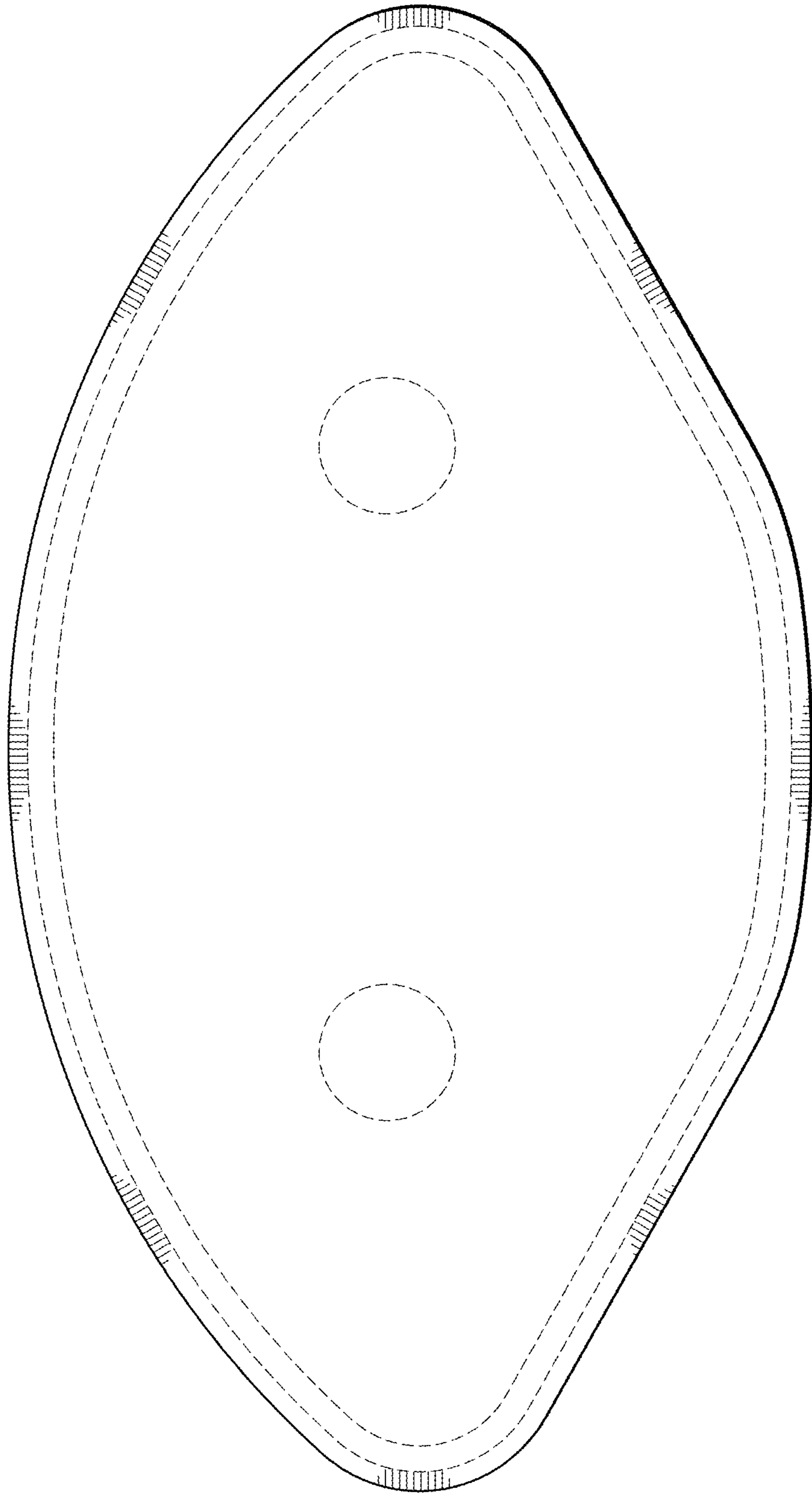


FIG. 7




FIG. 8