



US00D789180S

(12) **United States Design Patent**
Webb

(10) **Patent No.:** **US D789,180 S**
(45) **Date of Patent:** **** Jun. 13, 2017**

(54) **MODULAR FURNITURE PART**
(71) Applicant: **Roger Webb**, London (GB)
(72) Inventor: **Roger Webb**, London (GB)
(**) Term: **15 Years**

(21) Appl. No.: **29/568,845**
(22) Filed: **Jun. 22, 2016**

(30) **Foreign Application Priority Data**

Dec. 23, 2015 (EM) 002921254-0001

(51) **LOC (10) Cl.** **08-05**

(52) **U.S. Cl.**
USPC **D8/354**

(58) **Field of Classification Search**
USPC D8/48, 71, 315-322, 354-355, 378-381,
D8/400-499; D12/420, 223;
D25/119-125, 199
CPC F16L 1/00; F16L 9/00; F16L 13/00; F16L
2101/00; B25H 3/04; A61B 1/00; A61B
17/00; A61B 2217/00; A61B 2218/00;
H02G 1/00; H02G 2200/00; A47F 1/00;
H02J 1/00

See application file for complete search history.

(56) **References Cited**

U.S. PATENT DOCUMENTS

2,695,046 A * 11/1954 Tinnerman, III F16B 37/044
411/112
3,051,424 A * 8/1962 Duhamel F16L 3/11
248/62
3,087,009 A * 4/1963 Blanchet F16L 3/221
174/135
D216,014 S * 11/1969 Dupont D22/110
D232,633 S * 9/1974 Weast D22/109
D301,745 S * 6/1989 Burkstrand D25/119
D301,746 S * 6/1989 Dallaire D25/122

D378,047 S * 2/1997 Chudoba D8/354
D378,347 S * 3/1997 Bain D8/354
D380,139 S * 6/1997 Scott D8/349
D392,822 S * 3/1998 Gilmore D25/119
D397,079 S * 8/1998 Woodgate D12/223
6,402,096 B1 * 6/2002 Ismert F16L 3/221
24/271
D460,567 S * 7/2002 McDonough D25/122
D507,829 S * 7/2005 Castellanos D23/393
7,229,050 B2 * 6/2007 Schloss H05K 7/1497
211/26
D609,373 S * 2/2010 Curtas D25/199
D621,989 S * 8/2010 Proner D26/76
7,900,781 B2 * 3/2011 Baine A47F 5/0838
211/106.01
D662,613 S * 6/2012 Williams D25/126
D686,928 S * 7/2013 Cornu D10/87
8,891,249 B2 * 11/2014 Stanek F16M 11/10
248/276.1
9,039,230 B2 * 5/2015 Crimi F21S 8/066
362/219
D731,678 S * 6/2015 Geldart D25/126

(Continued)

Primary Examiner — Barbara Fox

Assistant Examiner — Kristin E Reed

(74) *Attorney, Agent, or Firm* — The Belles Group, P.C.


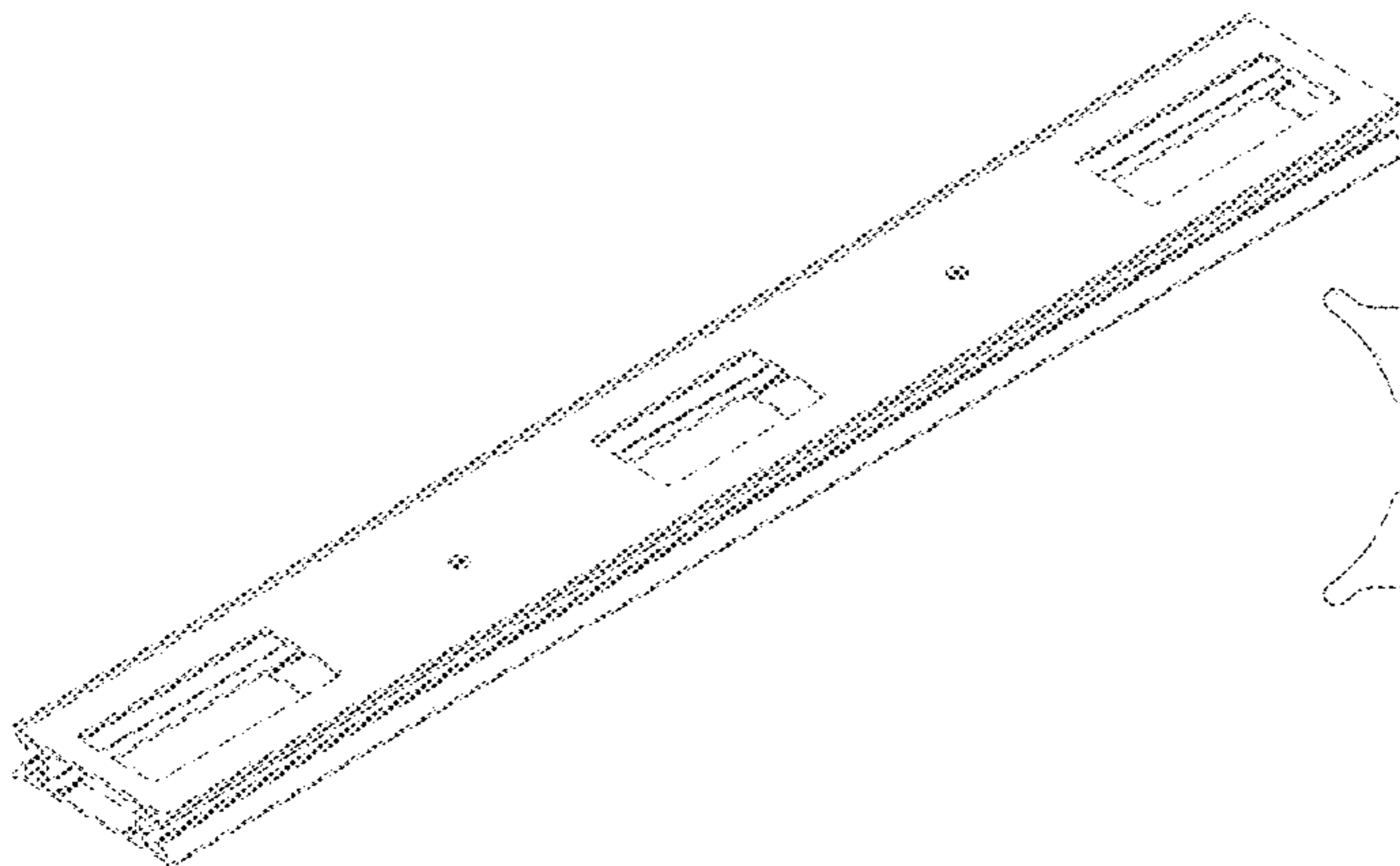
(57) **CLAIM**

I claim the ornamental design for a modular furniture part, as shown and described.

DESCRIPTION

FIG. 1 is a front perspective view of a modular furniture part showing my new design;
FIG. 2 is a front view thereof;
FIG. 3 is a rear view thereof;
FIG. 4 is a right-side view thereof
FIG. 5 is a left-side view thereof;
FIG. 6 is a top view thereof; and,
FIG. 7 is a bottom view thereof.

1 Claim, 7 Drawing Sheets



(56)

References Cited

U.S. PATENT DOCUMENTS

D735,170 S * 7/2015 Colvin D12/223
9,210,999 B2 * 12/2015 Martin A47B 13/003
D748,064 S * 1/2016 Baldwin D13/155
D754,369 S * 4/2016 Ohshima D25/138
9,548,598 B2 * 1/2017 Tally H02G 3/32
2004/0144739 A1 * 7/2004 Marek B25H 3/04
211/70.6
2008/0047911 A1 * 2/2008 Kao A47F 5/0838
211/70.6
2011/0277405 A1 * 11/2011 Bowron F24F 13/0227
52/302.1
2012/0243981 A1 * 9/2012 Park F01D 9/02
415/200
2014/0263896 A1 * 9/2014 David A47B 96/068
248/207
2015/0252988 A1 * 9/2015 Rashidi Doust F21V 21/049
362/285
2016/0088940 A1 * 3/2016 Loree F16B 17/00
211/87.01

* cited by examiner

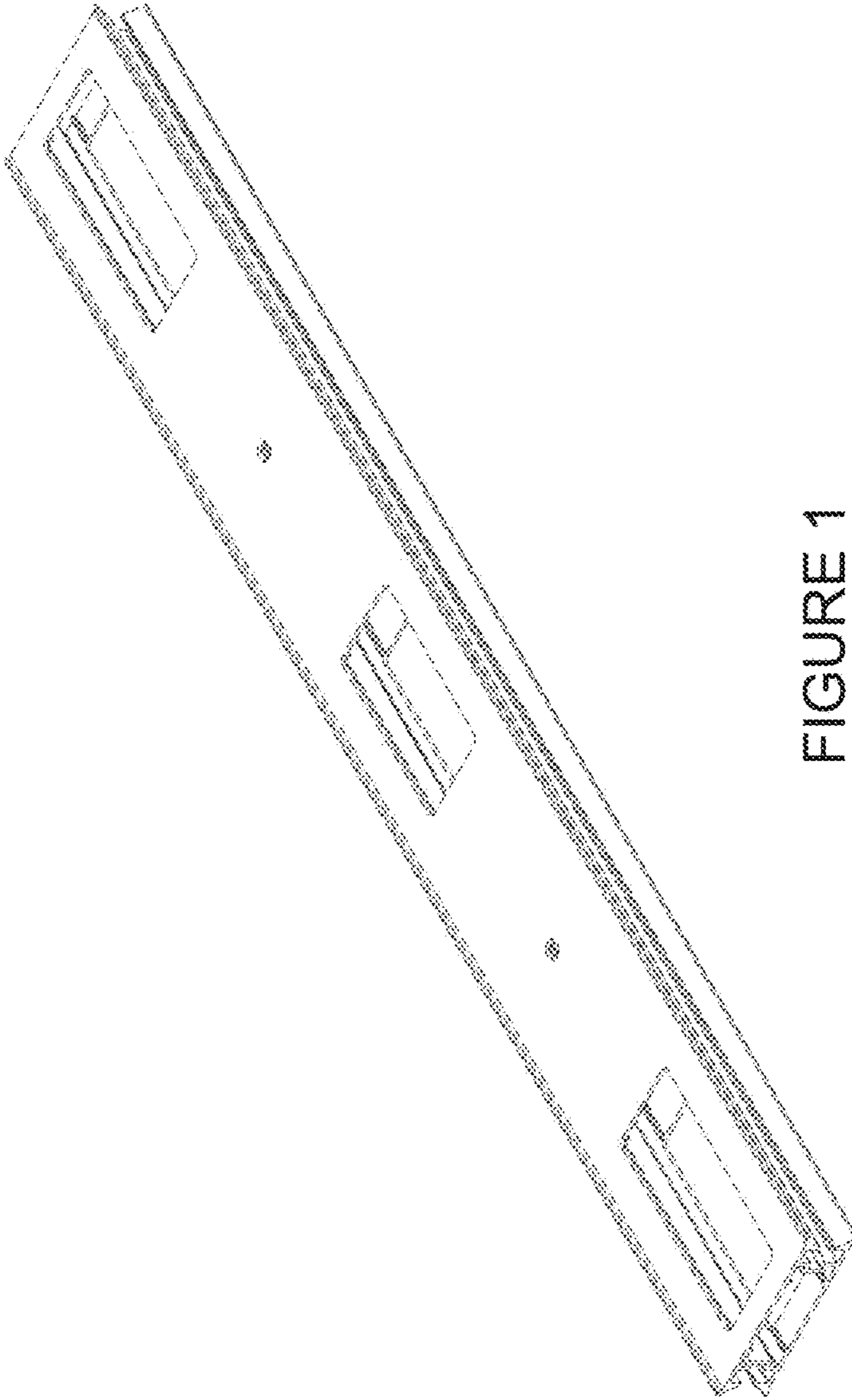


FIGURE 1




FIGURE 2




FIGURE 3



FIGURE 4



FIGURE 5

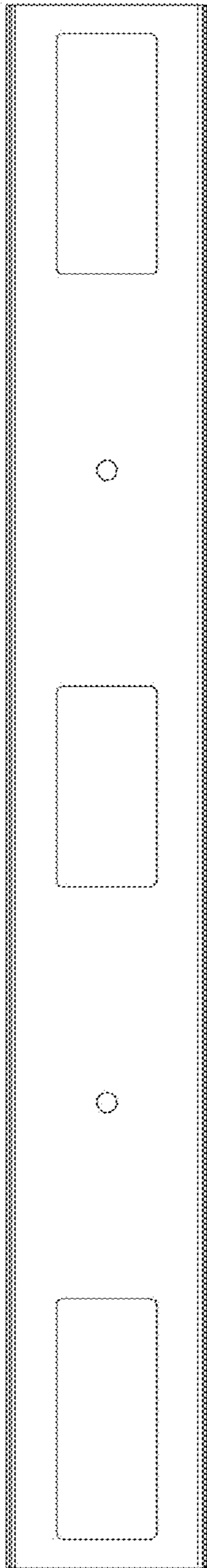


FIGURE 6




FIGURE 7