



US00D789165S

(12) **United States Design Patent** (10) **Patent No.:** **US D789,165 S**
Sokka et al. (45) **Date of Patent:** **** Jun. 13, 2017**

- (54) **HANDLE FOR TREE PRUNER**
- (71) Applicant: **Fiskars Garden Oy Ab**, Billnäs (FI)
- (72) Inventors: **Mika Sokka**, Billnäs (FI); **Mikko Heine**, Billnäs (FI); **Kari Kunnas**, Billnäs (FI)
- (73) Assignee: **FISKARS FINLAND OY AB**, Helsinki (FI)
- (**) Term: **15 Years**
- (21) Appl. No.: **29/575,223**
- (22) Filed: **Aug. 23, 2016**

Related U.S. Application Data

- (62) Division of application No. 29/545,394, filed on Nov. 12, 2015, now Pat. No. Des. 781,673.
- (51) **LOC (10) Cl.** **08-01**
- (52) **U.S. Cl.**
USPC **D8/5**
- (58) **Field of Classification Search**
USPC D8/1, 4, 5, 7, 51, 52, 53, 54, 56, 58;
D21/532
CPC B26B 13/00; B26B 13/08; B26B 13/14;
B26B 13/26; B26B 13/16; B26B 13/20;
B26B 13/28; A01G 3/02; A01G 3/021
See application file for complete search history.

(56) **References Cited**

U.S. PATENT DOCUMENTS

- D337,033 S * 7/1993 DeVille D8/5
D431,979 S * 10/2000 Deville D8/5
D433,887 S * 11/2000 Deville D8/5
D438,071 S * 2/2001 Deville D8/5
D439,117 S * 3/2001 Deville D8/5
7,178,245 B1 * 2/2007 Lee A01G 3/02
30/254
D571,624 S * 6/2008 Huang D8/5
D584,121 S * 1/2009 Fancelli D8/5

- D635,417 S * 4/2011 Huang D8/5
D648,192 S * 11/2011 Wu D8/5
D648,605 S * 11/2011 Lee D8/5
D721,255 S * 1/2015 Lee D8/107
2002/0046466 A1 * 4/2002 Deville A01G 3/02
30/270
2011/0023309 A1 * 2/2011 Huang A01G 3/02
30/234
2012/0198705 A1 * 8/2012 Huang A01G 3/02
30/244
2013/0091713 A1 * 4/2013 Wu B26B 13/16
30/254

* cited by examiner

Primary Examiner — Sandra Snapp
Assistant Examiner — Ieisha Price
(74) *Attorney, Agent, or Firm* — Leason Ellis LLP

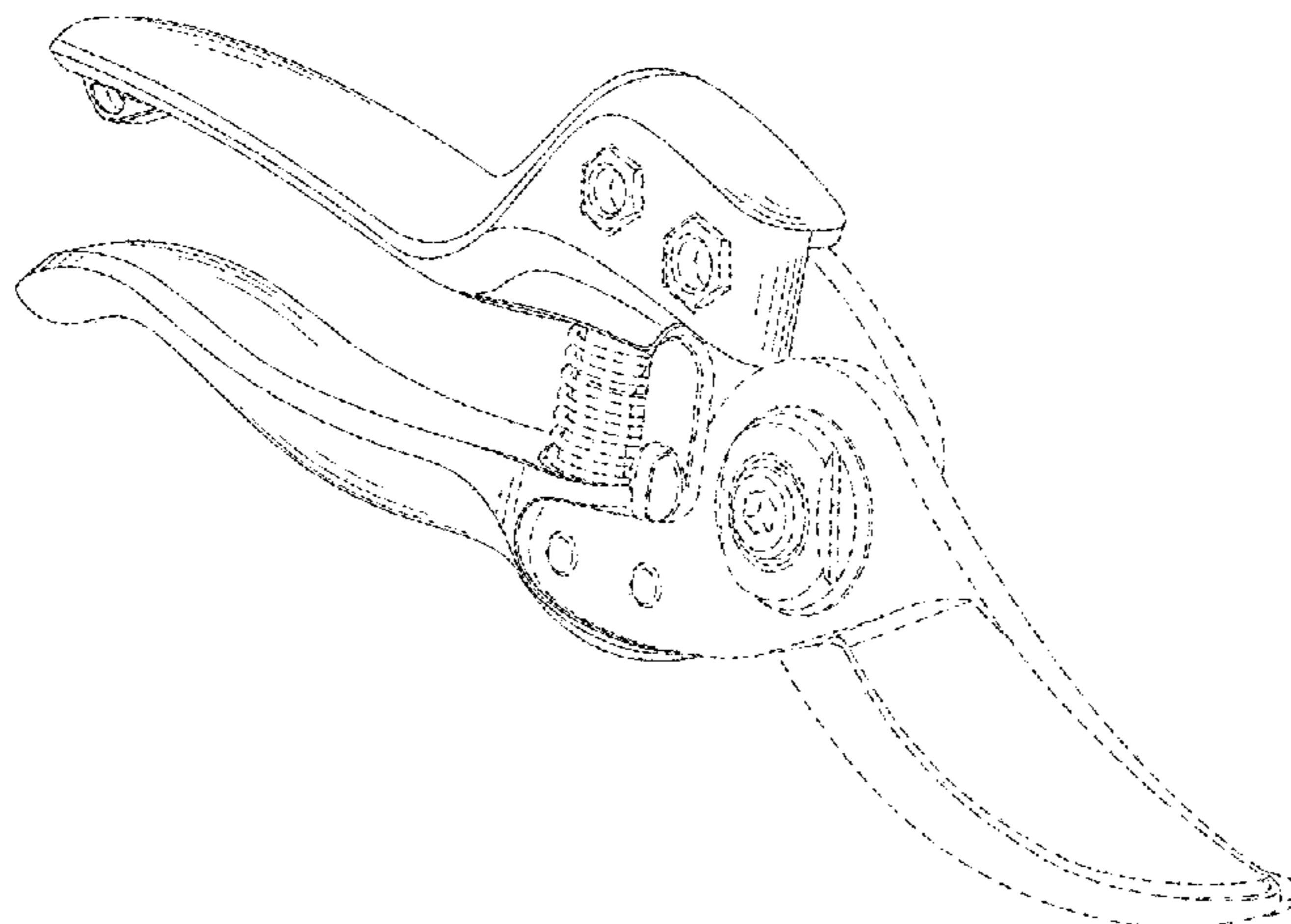
(57) **CLAIM**

The ornamental design for a handle for tree pruner, as shown and described.

DESCRIPTION

FIG. 1 is a front left-perspective view of a handle for tree pruner according to our new design;
FIG. 2 is a left side view of FIG. 1;
FIG. 3 is a bottom left-perspective view of FIG. 1;
FIG. 4 is a front right-perspective view of FIG. 1;
FIG. 5 is a right side view of FIG. 1;
FIG. 6 is a top right-perspective view of FIG. 1;
FIG. 7 is a top plan view of FIG. 1; and,
FIG. 8 is a bottom plan view of FIG. 1.
The dash-dash broken lines illustrate environmental structure and form no part of the claimed design.
Conventional shading and shadows are illustrated for purposes of highlighting the solid-rendering, but forms no part of the claimed design.

1 Claim, 8 Drawing Sheets



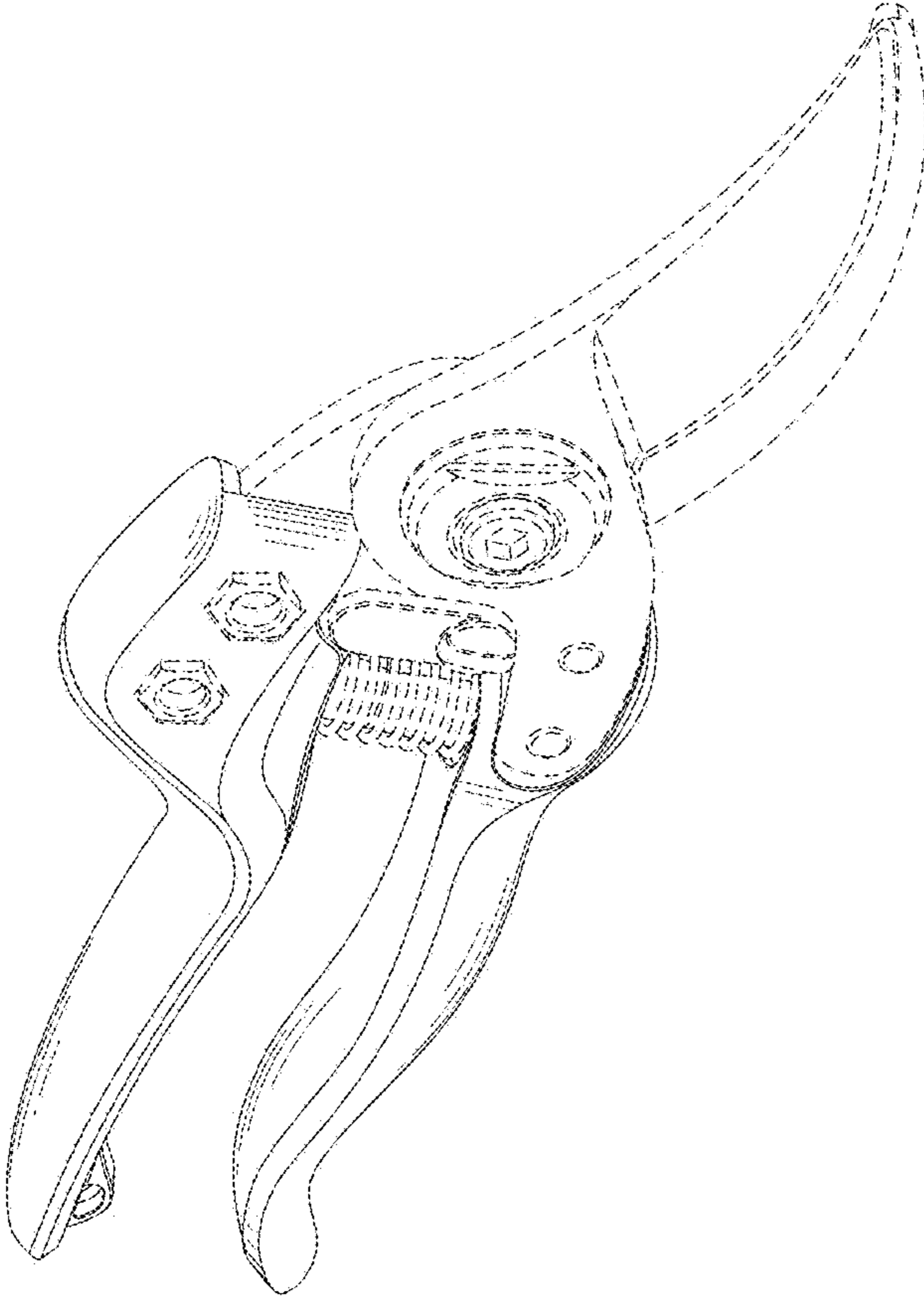


Fig. 1

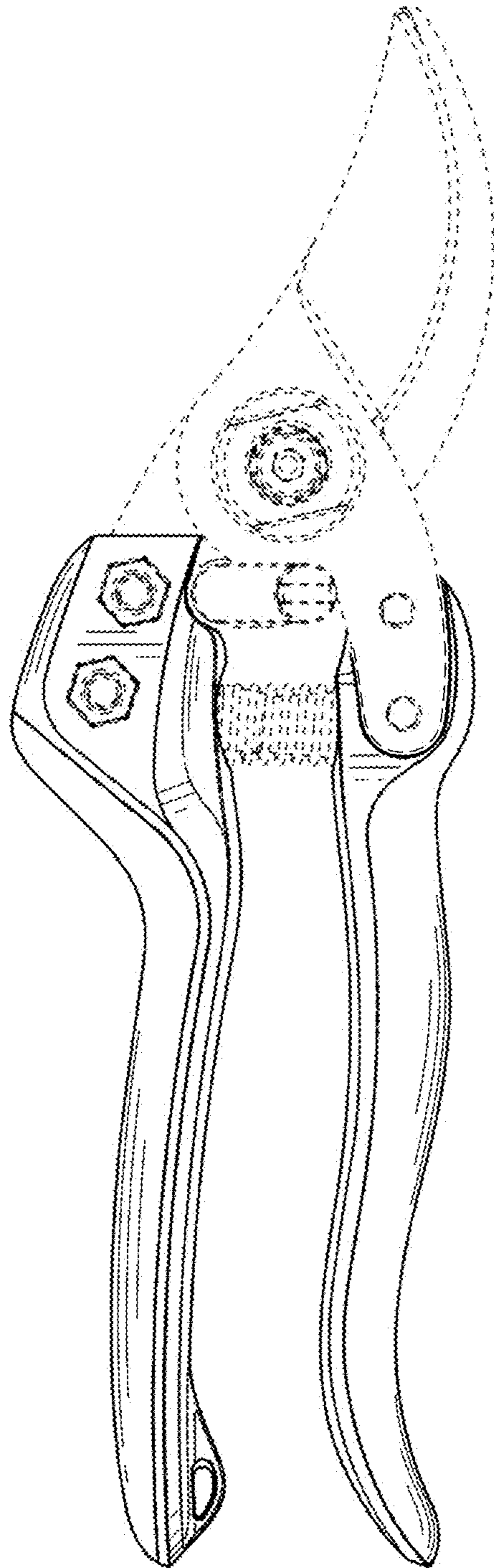


Fig. 2

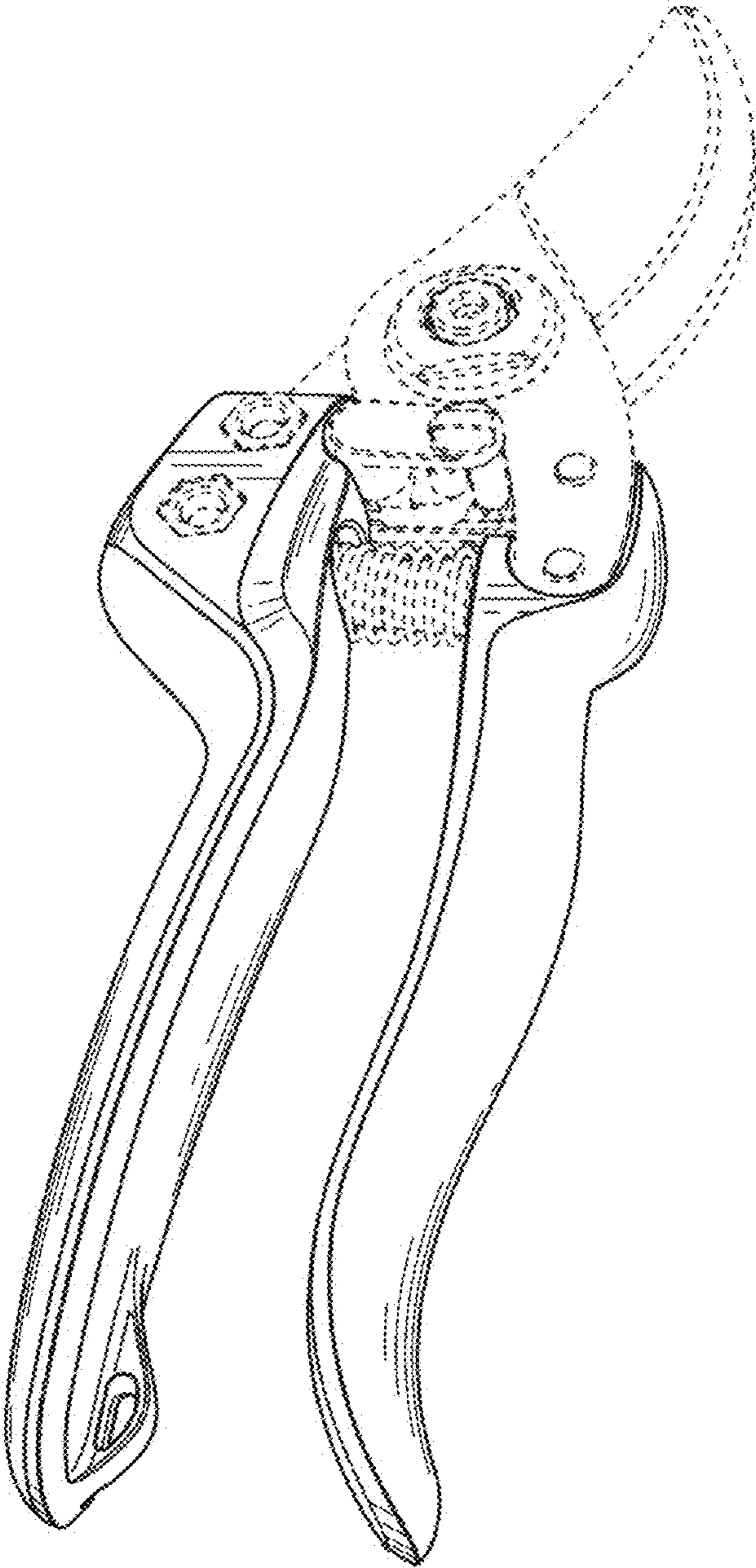


Fig. 3

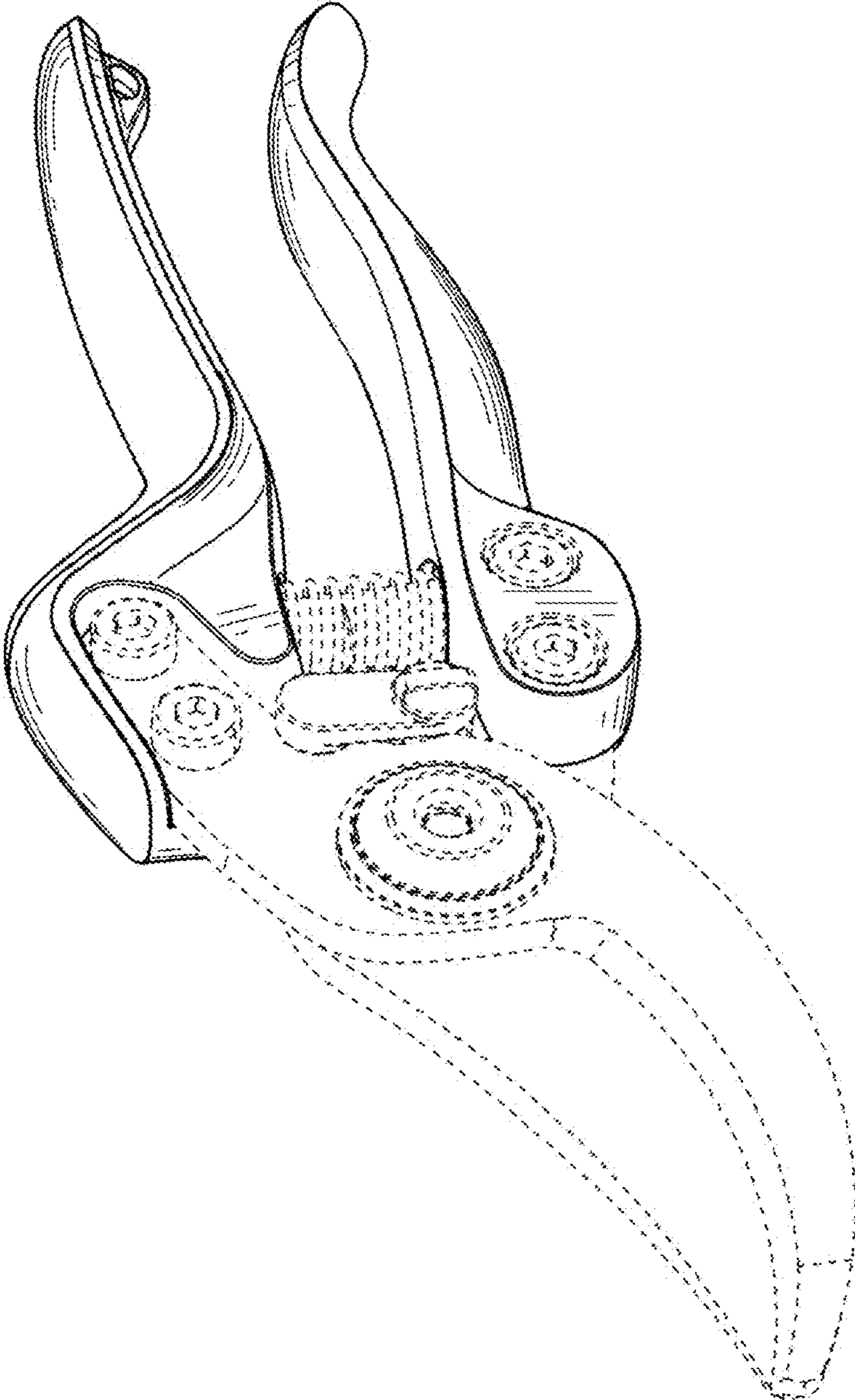


Fig. 4

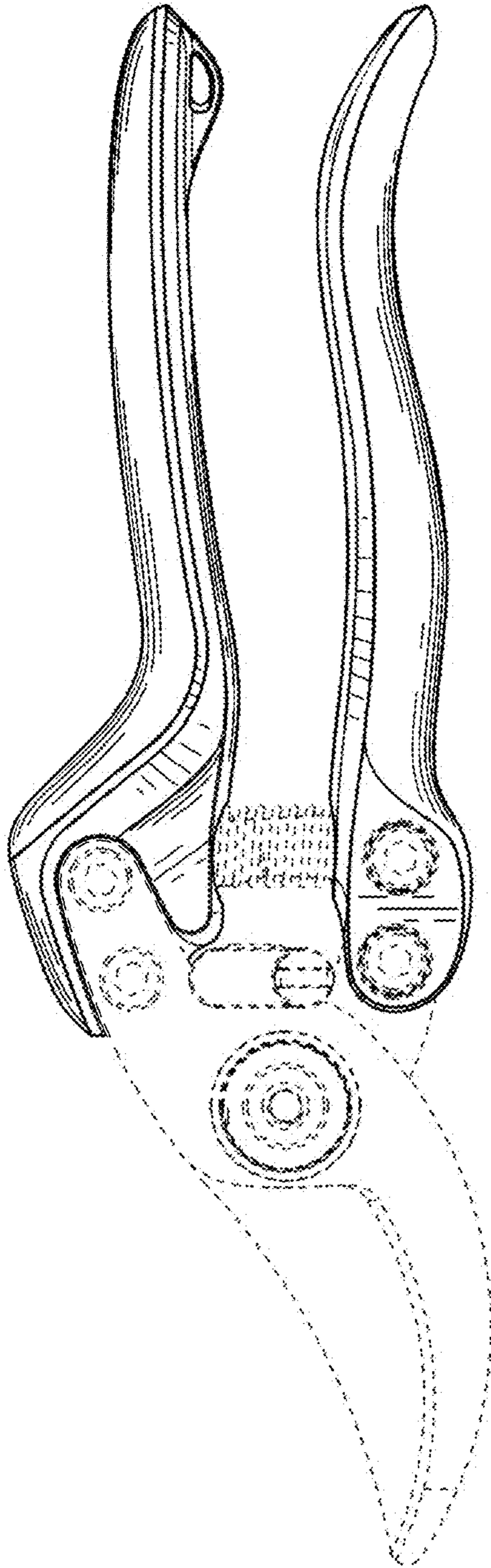


Fig. 5

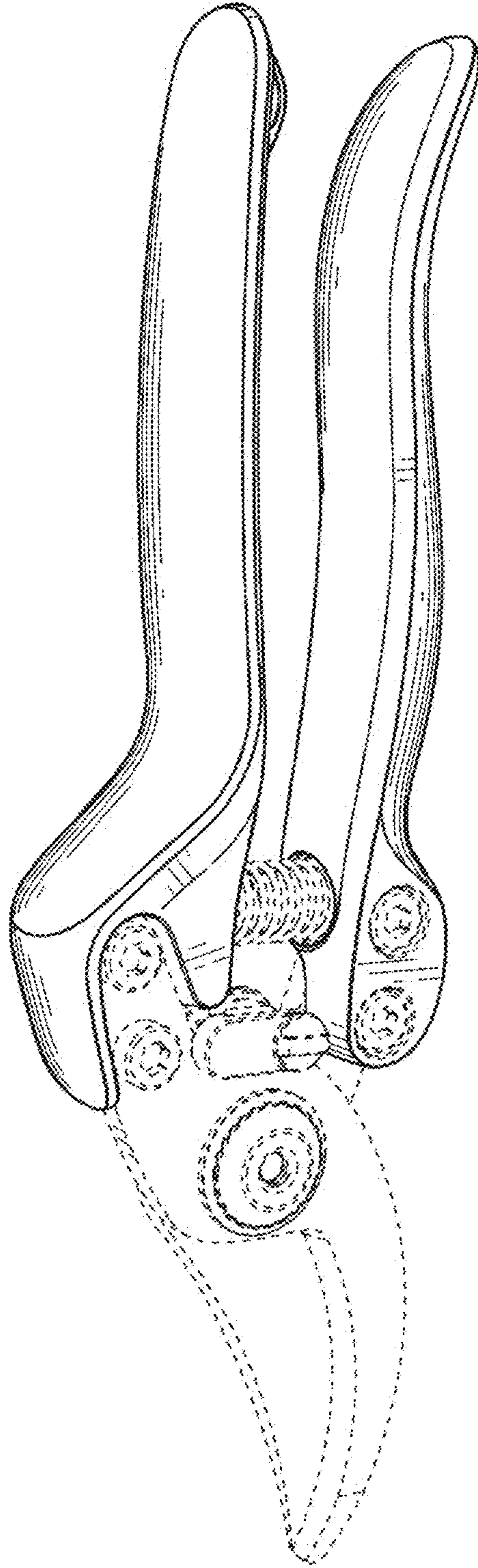


Fig. 6

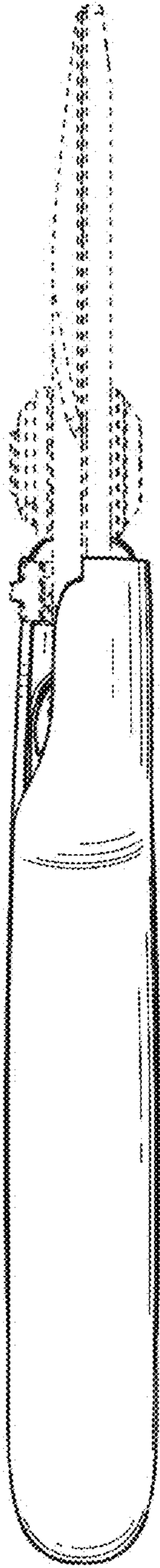


Fig. 7

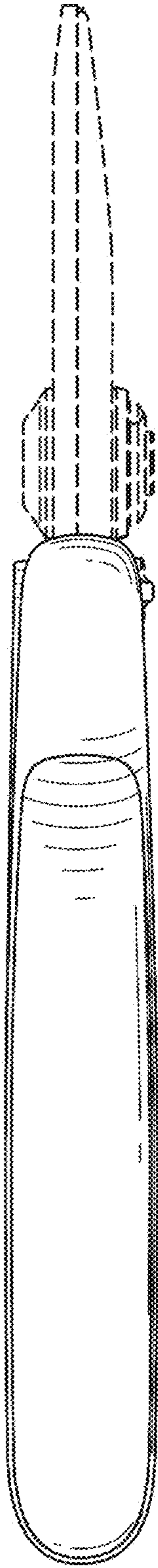


Fig. 8