



US00D789157S

(12) **United States Design Patent**  
**Esposito**

(10) **Patent No.:** **US D789,157 S**  
(45) **Date of Patent:** **\*\* Jun. 13, 2017**

- (54) **CUP HOLDER**
- (71) Applicant: **Karen Esposito**, Orangeburg, NY (US)
- (72) Inventor: **Karen Esposito**, Orangeburg, NY (US)
- (\*\*) Term: **15 Years**
- (21) Appl. No.: **29/552,047**
- (22) Filed: **Jan. 20, 2016**
- (51) **LOC (10) Cl.** ..... **07-06**
- (52) **U.S. Cl.**  
USPC ..... **D7/624.2; D7/619.1**
- (58) **Field of Classification Search**  
USPC ..... D7/619.1-625, 605-608; D9/444  
CPC ..... B60N 3/102; A47J 41/02; A47J 41/0077;  
B65D 1/0215; B65D 81/3823; B65D  
81/3886; B65D 25/24; A47G 23/0216;  
A47G 23/0258; A47G 23/0225; A47G  
23/0241; A47G 19/2288; A47G 19/2261;  
F17C 13/001; F25D 3/08; F25D 3/14;  
F25D 2331/804; B44D 3/14  
See application file for complete search history.

(56) **References Cited**

**U.S. PATENT DOCUMENTS**

- 2,589,967 A \* 3/1952 Sawyer ..... A47G 19/2261  
215/372
- 4,726,553 A \* 2/1988 Wischusen, III .. A47G 23/0216  
215/393
- 5,984,136 A \* 11/1999 Mason ..... A47G 23/0225  
220/23.83

- 8,672,176 B2 \* 3/2014 Sayasithsena ..... A47G 23/0216  
220/4.01
- 8,733,580 B1 \* 5/2014 Schall, Jr. .... B44D 3/14  
220/23.89
- 2007/0205205 A1 \* 9/2007 Kliewer ..... A47G 23/0225  
220/737
- 2007/0209384 A1 \* 9/2007 Stewart ..... A47G 23/0241  
62/457.2
- 2012/0074156 A1 \* 3/2012 Roesser ..... B65D 25/24  
220/737

\* cited by examiner

*Primary Examiner* — Terry Wallace

(74) *Attorney, Agent, or Firm* — Michael E. Zall

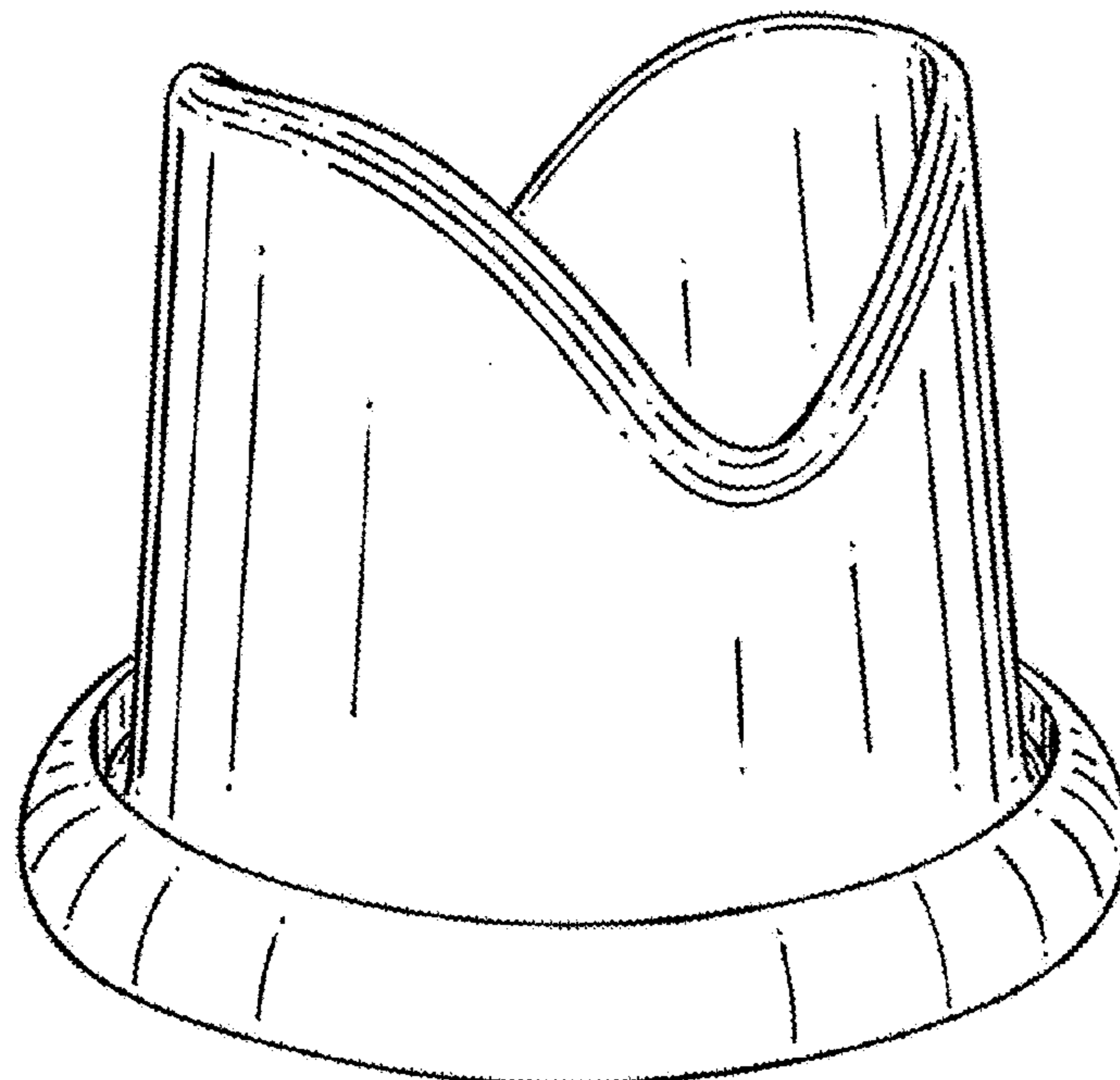
(57) **CLAIM**

I claim the ornamental design for a cup holder, as shown and described.

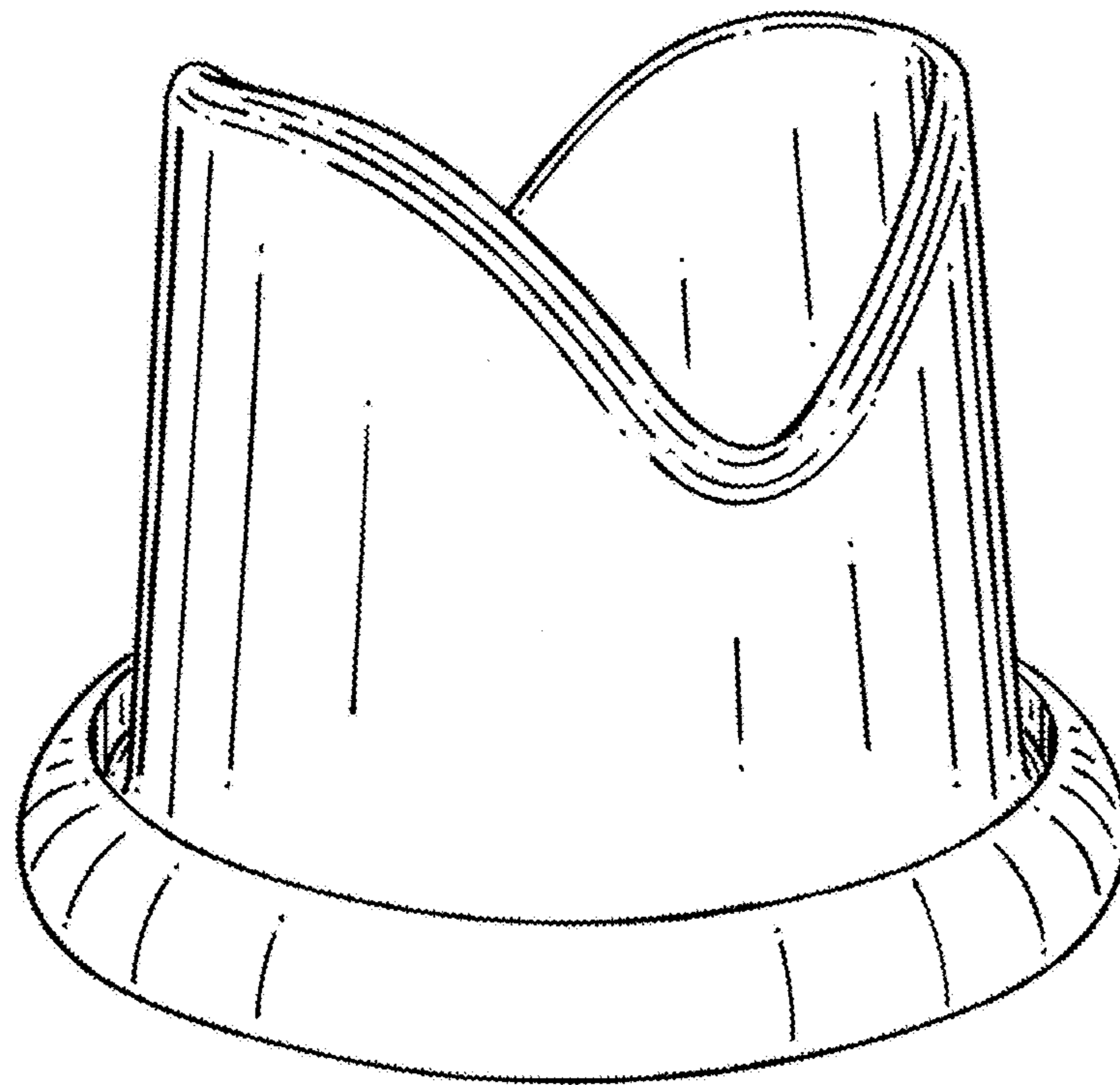
**DESCRIPTION**

FIG. 1 is a perspective view of the cup holder of this invention as seen from the front, top and right sides.  
 FIG. 2 is a top plan view thereof;  
 FIG. 3 is a front view thereof, the rear view being a mirror image thereof.  
 FIG. 4 is a left side view, the right side view being a mirror image thereof.  
 FIG. 5 is a bottom plan view thereof; and,  
 FIG. 6 is a perspective view similar to FIG. 1.  
 The broken lines in the figures depict environmental subject matter and do not constitute a part of the claimed design.

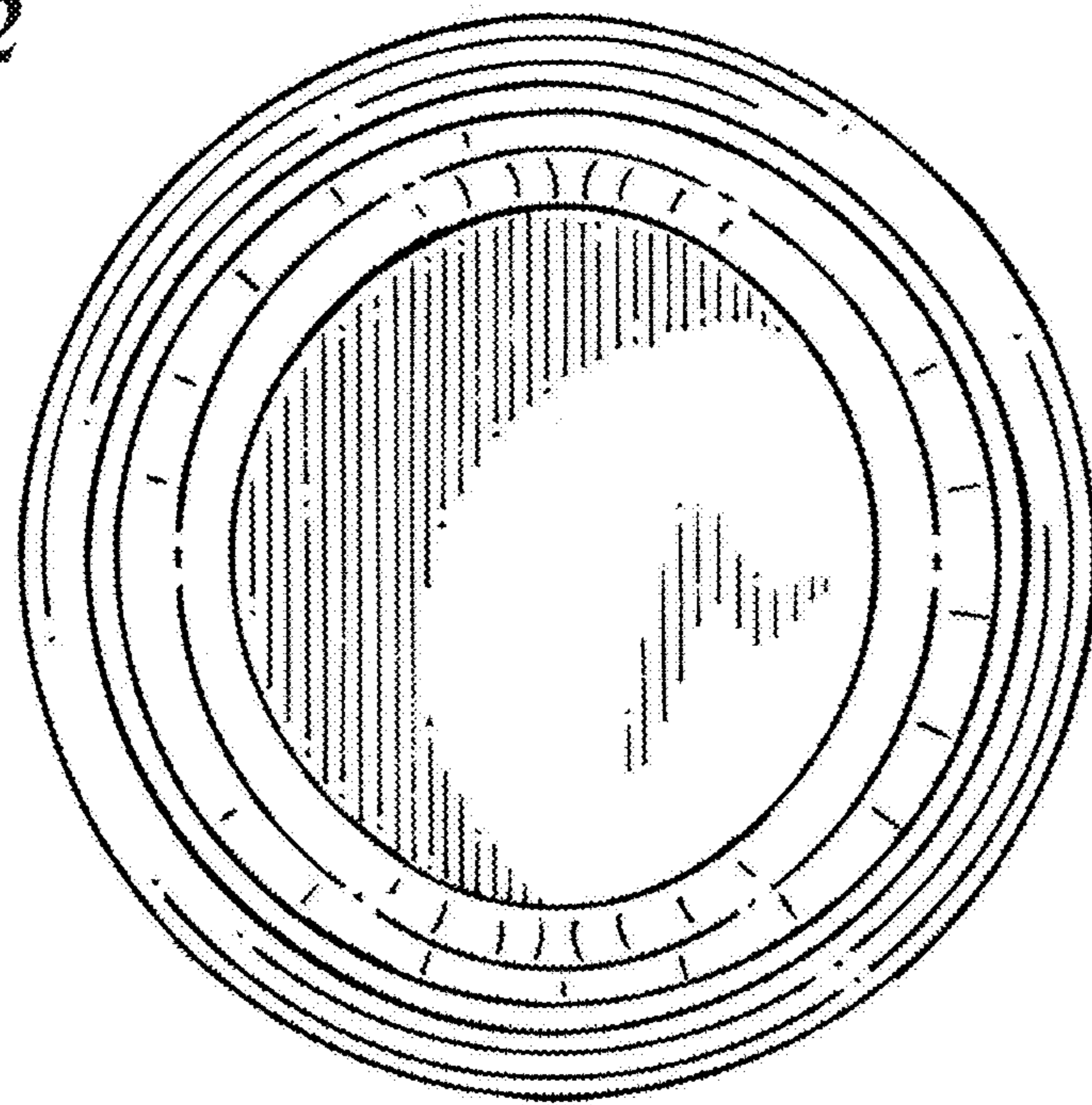
**1 Claim, 4 Drawing Sheets**



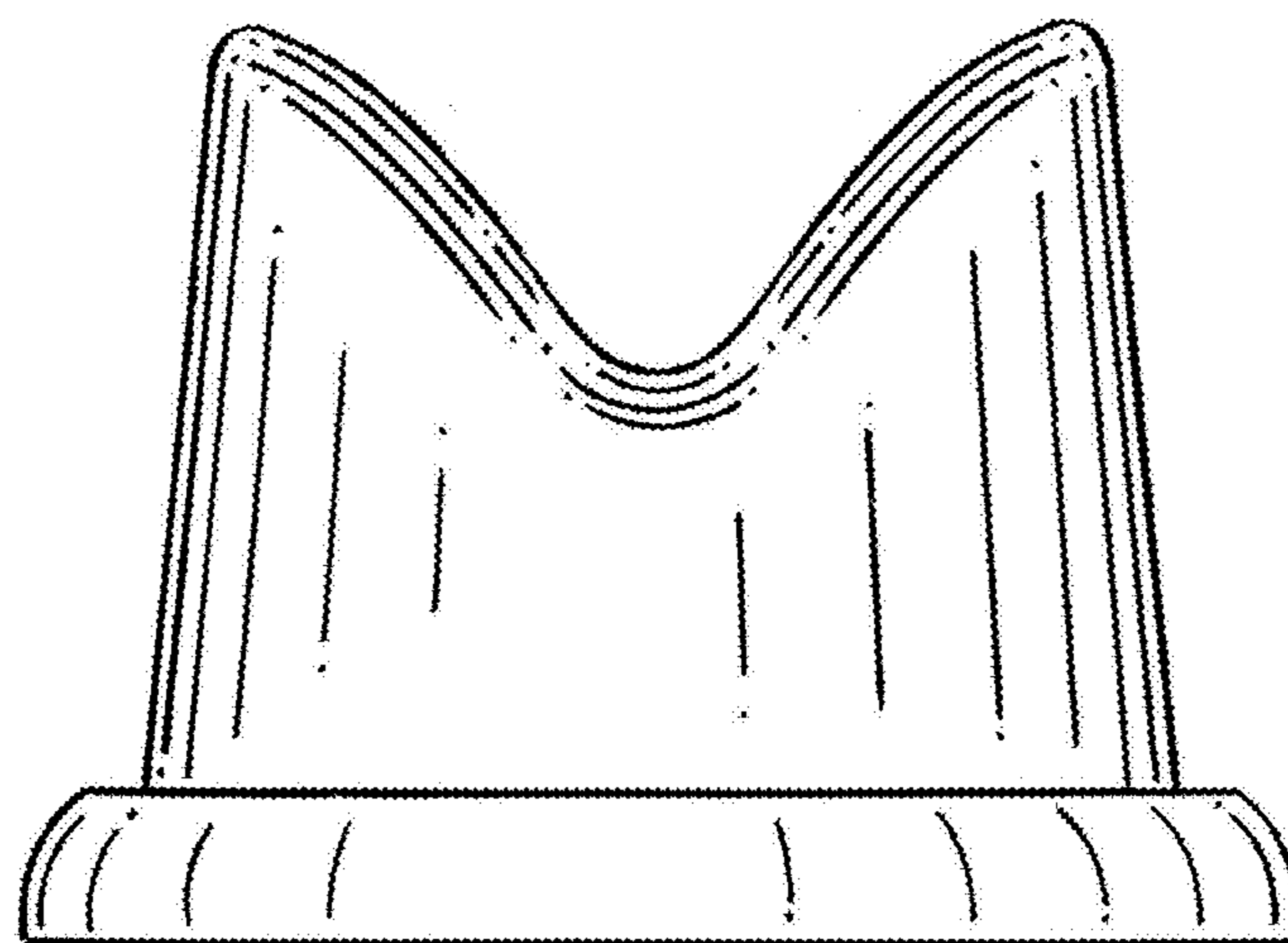
*FIG. 1*



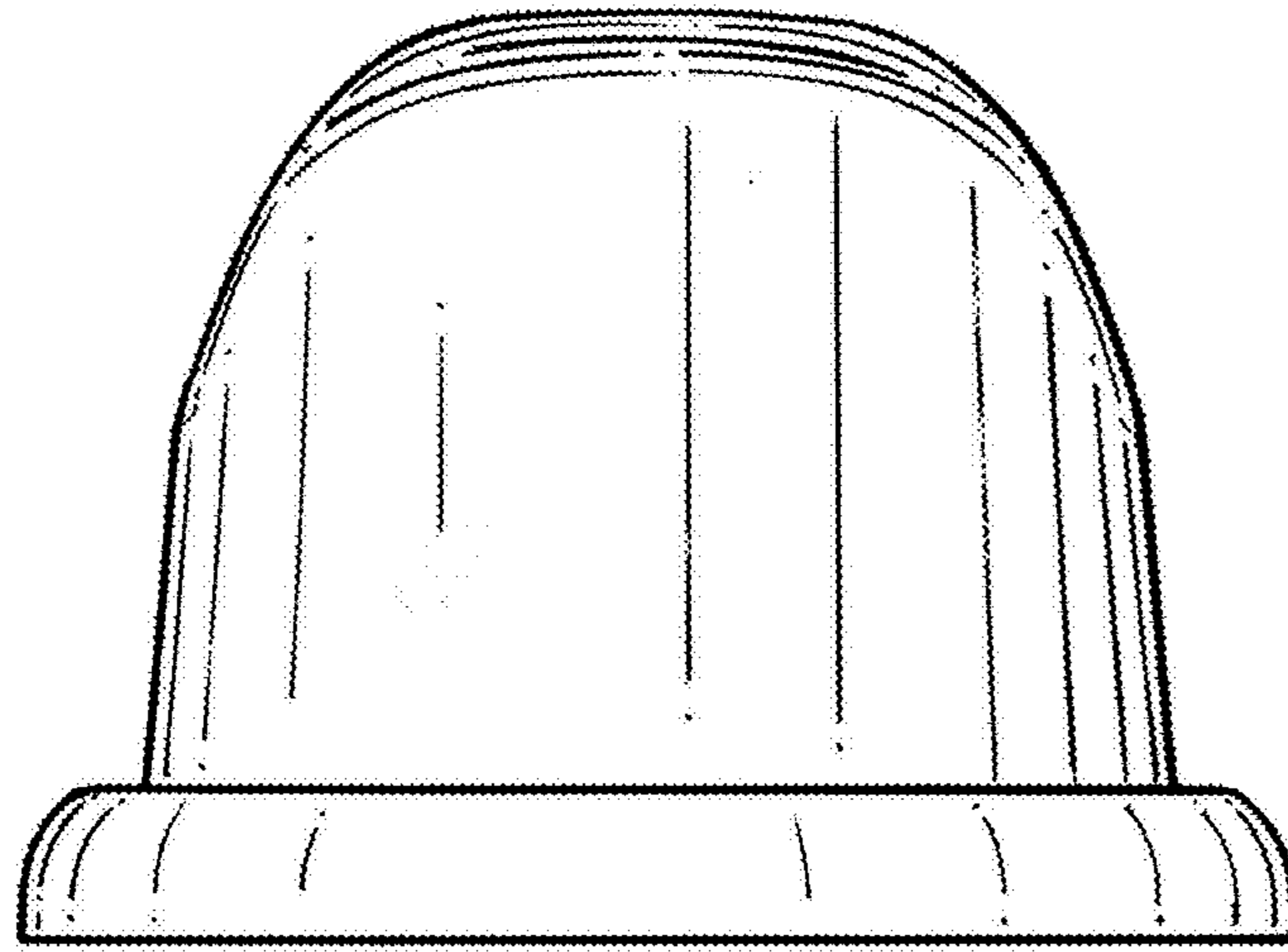
**FIG. 2**



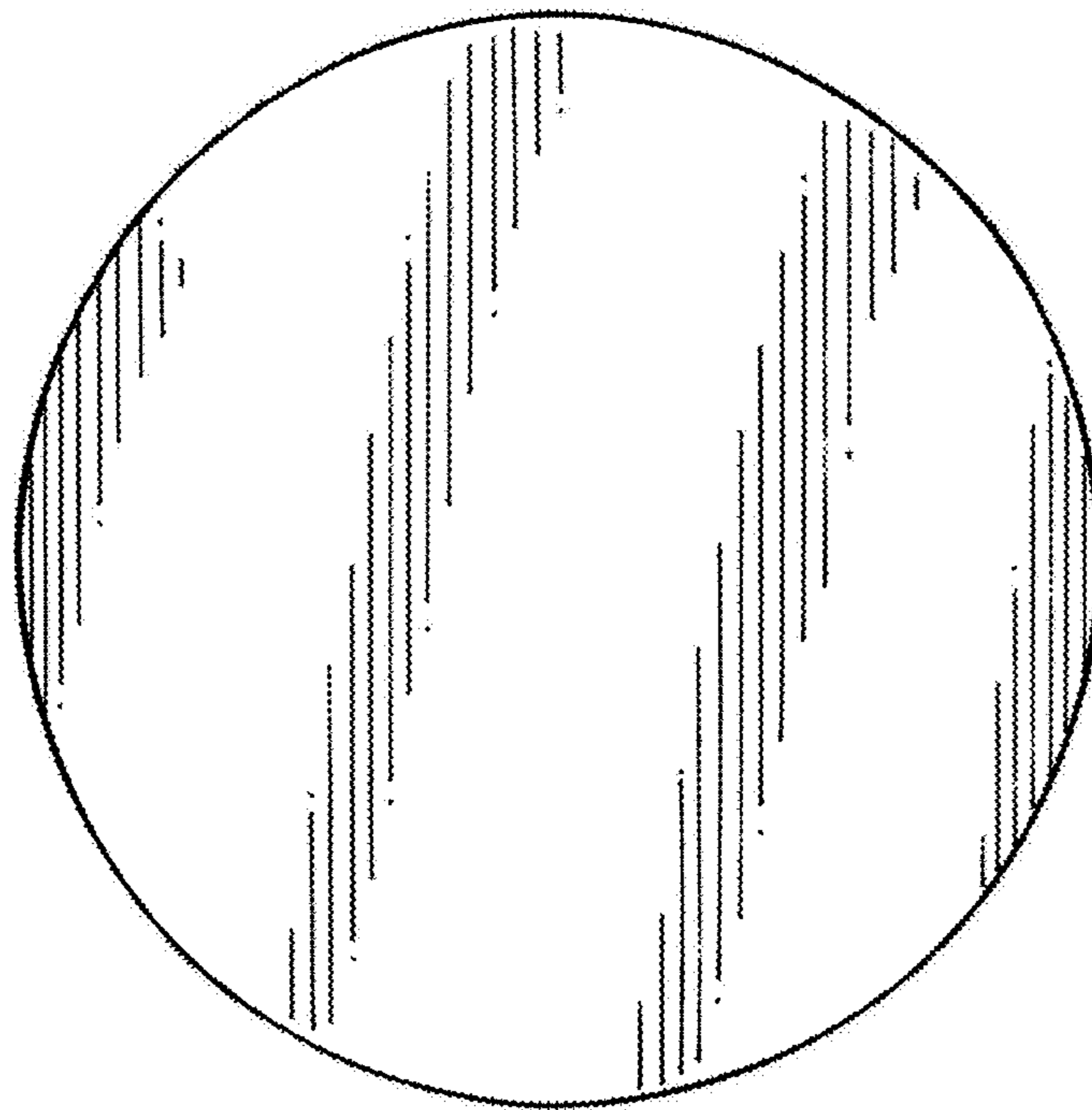
**FIG. 3**



**FIG. 4**



**FIG. 5**



*FIG. 6*

