



US00D789149S

(12) **United States Design Patent**
Rummel et al.

(10) **Patent No.:** **US D789,149 S**
(45) **Date of Patent:** **** Jun. 13, 2017**

(54) **BOTTLE WITH LID**

(71) Applicant: **BRITA GMBH**, Taunusstein (DE)

(72) Inventors: **Christian Rummel**, Benningen (DE);
Tim Storti, Schwieberdingen (DE)

(73) Assignee: **BRITA GMBH**, Taunusstein (DE)

(**) Term: **15 Years**

(21) Appl. No.: **29/542,420**

(22) Filed: **Oct. 14, 2015**

(30) **Foreign Application Priority Data**

Apr. 17, 2015 (DE) 40 2015 100 355

(51) **LOC (10) Cl.** **07-01**

(52) **U.S. Cl.**

USPC **D7/510; D7/511; D7/523; D9/504**

(58) **Field of Classification Search**

USPC D7/507, 509, 510, 511, 523, 529, 531,
D7/532, 608, 629, 392.1, 396.2; D9/500,
D9/501, 503, 504, 516, 537, 530, 566,
D9/564, 567; 215/200, 201, 228, 235;
220/288, 255, 212.5

CPC A45F 3/16; B65D 47/066; A47G 19/2266;
A47G 19/2272

See application file for complete search history.

(56) **References Cited**

U.S. PATENT DOCUMENTS

D482,605 S * 11/2003 Souther D9/727
D564,841 S * 3/2008 Clemens D7/509

D586,182 S * 2/2009 Trombly D7/509
D615,352 S * 5/2010 Alviar D7/396.2
8,360,267 B1 * 1/2013 Chiou A47G 19/2272
220/711
D693,629 S * 11/2013 Miller D7/392.1
D693,630 S * 11/2013 Hurley D7/392.1
D693,688 S * 11/2013 Russell D9/454
D709,734 S * 7/2014 Kotani D7/608
D729,585 S * 5/2015 Boroski D7/511
D731,244 S * 6/2015 Kohl D7/510
D743,742 S * 11/2015 Rummel D7/511
D744,781 S * 12/2015 Rummel D7/511
D750,937 S * 3/2016 Ji D7/511
9,462,904 B2 * 10/2016 Coon A45F 3/18

* cited by examiner

Primary Examiner — Marianne Pandozzi

Assistant Examiner — Jae Liang

(74) *Attorney, Agent, or Firm* — Hudak, Shunk & Farine
Co. LPA



(57) **CLAIM**

The ornamental design for a “bottle with lid,” as shown and described.

DESCRIPTION

FIG. 1 is a front left perspective view of a bottle with lid showing our new design;
FIG. 2 is a rear view thereof;
FIG. 3 is a left side view thereof;
FIG. 4 is an enlarged top view thereof;
FIG. 5 is a right side view thereof;
FIG. 6 is an enlarged bottom view thereof; and,
FIG. 7 is a front view thereof.

1 Claim, 7 Drawing Sheets



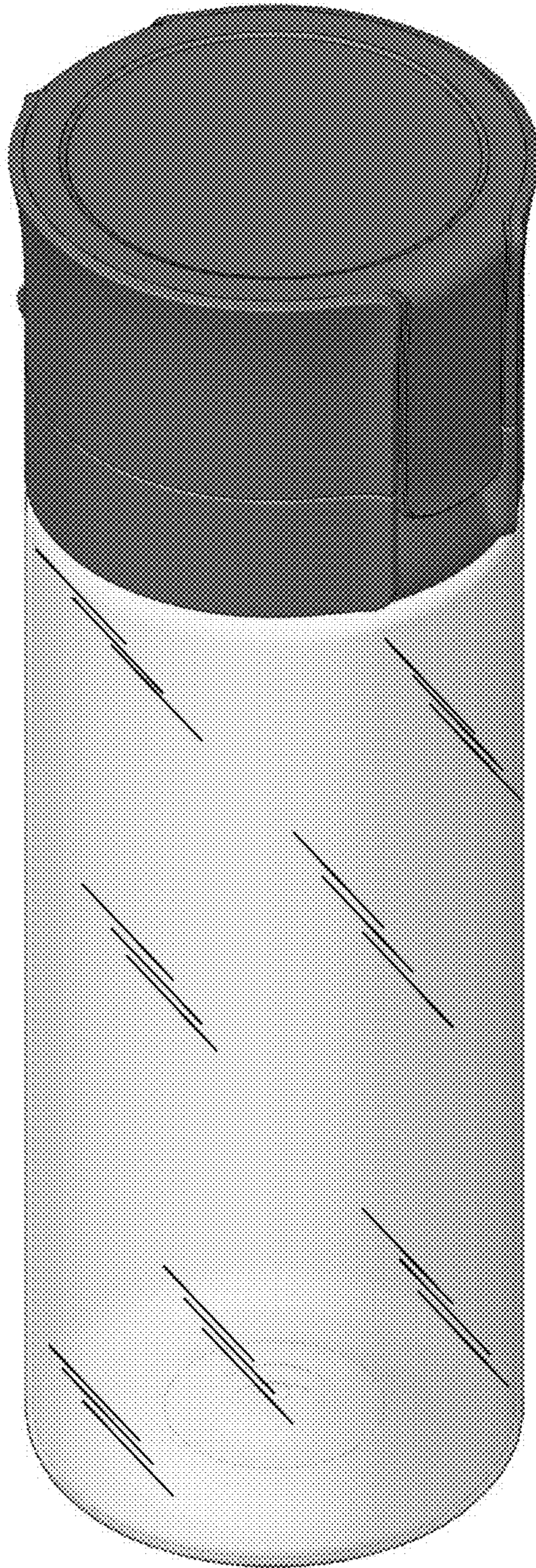


FIG. 1

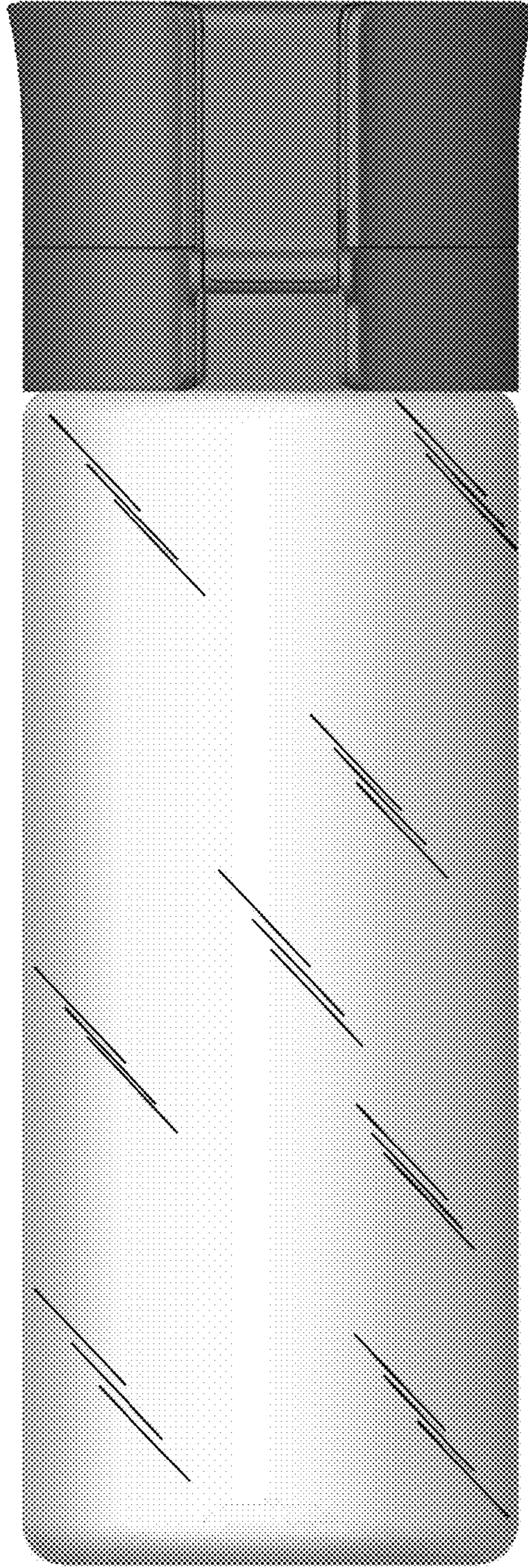


FIG. 2

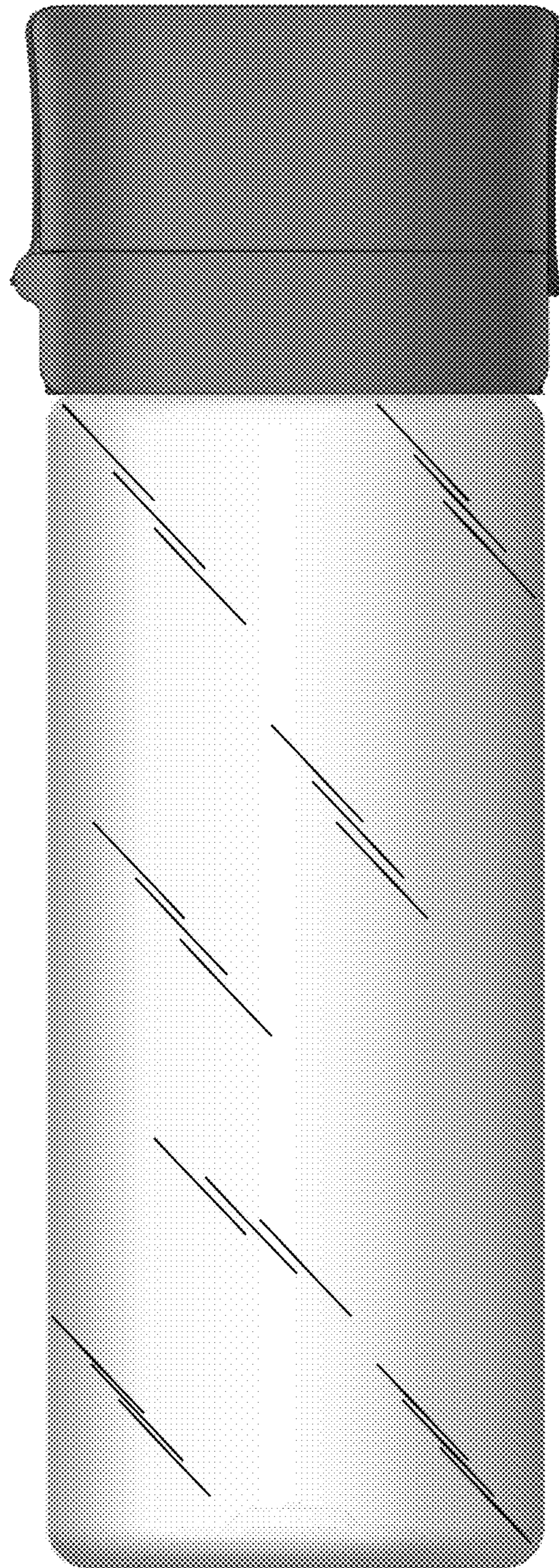


FIG. 3




FIG. 4

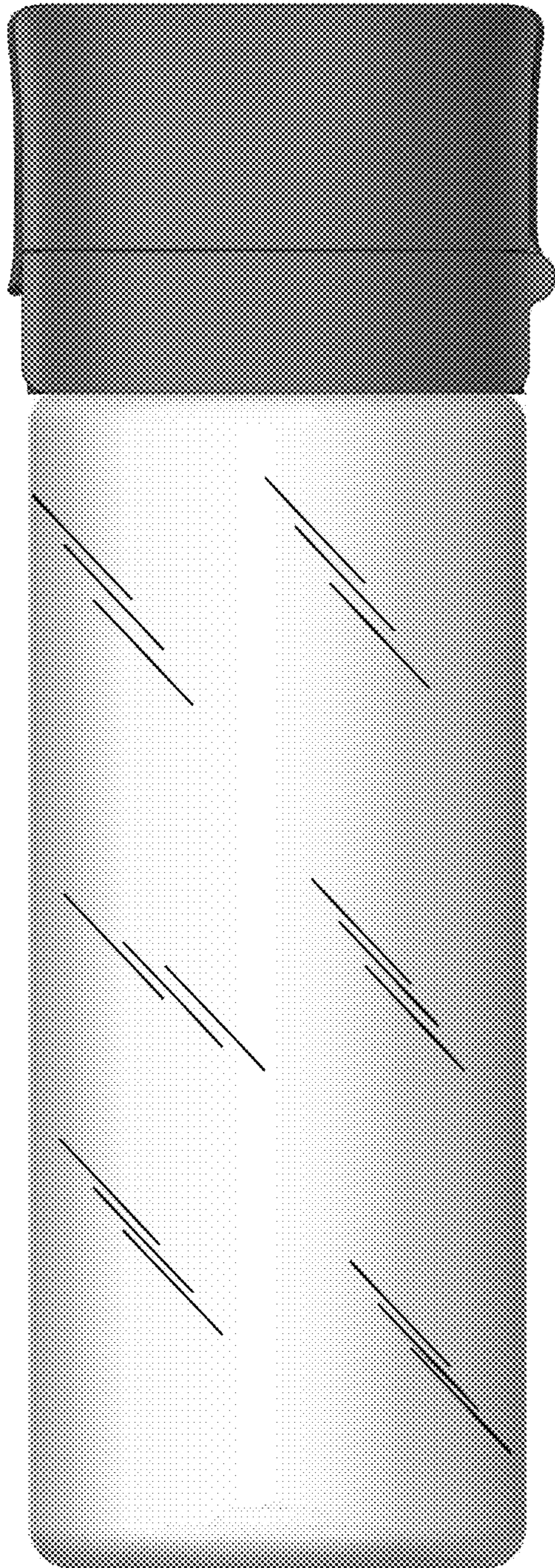


FIG. 5




FIG. 6

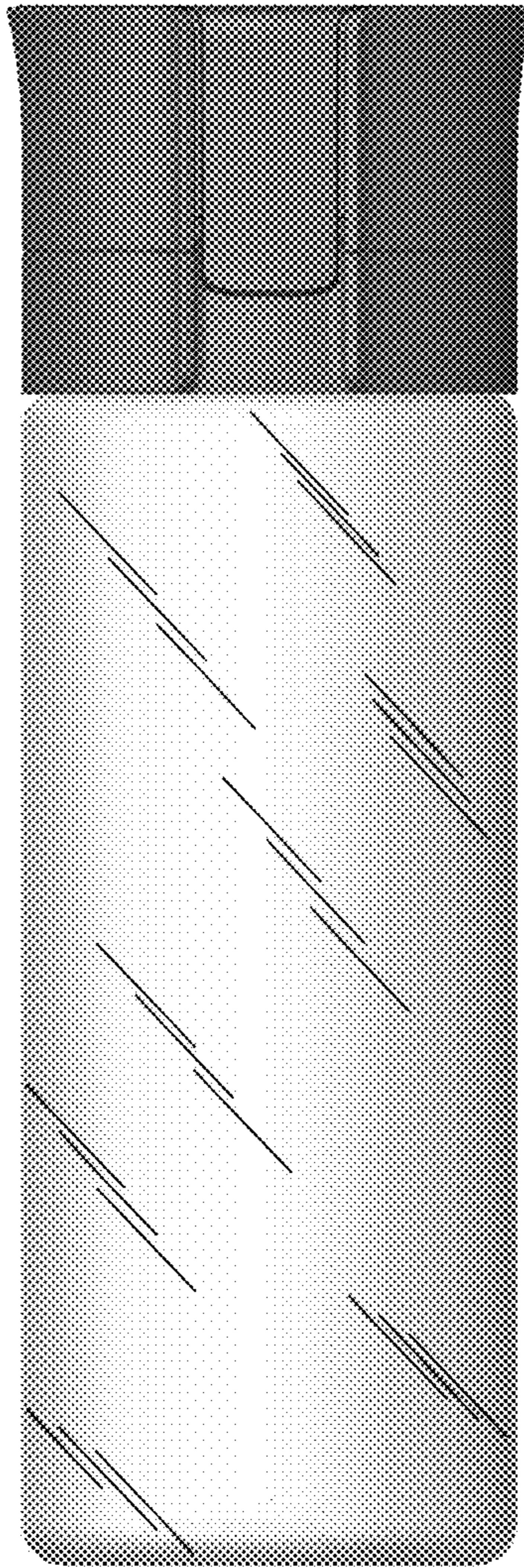


FIG. 7