



US00D789143S

(12) **United States Design Patent** (10) **Patent No.:** **US D789,143 S**
Anzalone et al. (45) **Date of Patent:** **** Jun. 13, 2017**

(54) **MUSICAL CUTLERY**

(71) Applicants: **Christopher Anzalone**, Eagle, ID (US);
Robert Kushner, Mid-Levels (HK)

(72) Inventors: **Christopher Anzalone**, Eagle, ID (US);
Robert Kushner, Mid-Levels (HK)

(73) Assignee: **UT BRANDS, LLC**, Costa Mesa, CA
(US)

(**) Term: **15 Years**

(21) Appl. No.: **29/505,297**

(22) Filed: **Sep. 8, 2015**

(51) **LOC (10) Cl.** **07-03**

(52) **U.S. Cl.**
USPC **D7/401.2; D7/642; D7/653; D7/654**

(58) **Field of Classification Search**
USPC **D3/211; D7/368, 401.2, 642-645,
D7/653-664, 669, 675-677, 683,
D7/688-689, 691; D8/107, 300-301;
D22/117-118**

CPC ... **A01D 9/02; A01D 9/04; A01D 9/06; A47G
21/00; A47G 21/004; A47G 21/005;
A47G 21/02; A47G 21/023; A47G 21/04;
A47G 21/06; A47G 21/08; A47J 43/28;
A47J 43/281; A47J 43/282; A61F 13/10;
A61J 7/0023; B25G 1/00; B25G 1/01;
B25G 1/02; B25G 3/00; B65D 75/56;
B65D 75/563; B65D 75/566; B67B 7/00;
B67B 7/724; B67B 7/73**

See application file for complete search history.

(56) **References Cited**

U.S. PATENT DOCUMENTS

327,109	A	*	9/1885	Rider	A47J 43/105 185/39
D524,610	S	*	7/2006	Kushner	D10/57
D545,636	S	*	7/2007	Risden	D7/643
D552,432	S	*	10/2007	Shane-Schuldt	D7/653
D577,265	S	*	9/2008	Shane-Schuldt	D7/653
D612,217	S	*	3/2010	Ito	D7/653
D651,849	S	*	1/2012	Shane-Schuldt	D7/401.2
D698,211	S	*	1/2014	Biever	D7/669
D709,284	S	*	7/2014	Bartholomew	D3/211
D723,877	S	*	3/2015	de Bruijn	D7/401.2
D724,393	S	*	3/2015	de Bruijn	D7/401.2

* cited by examiner

Primary Examiner — Ricky Pham

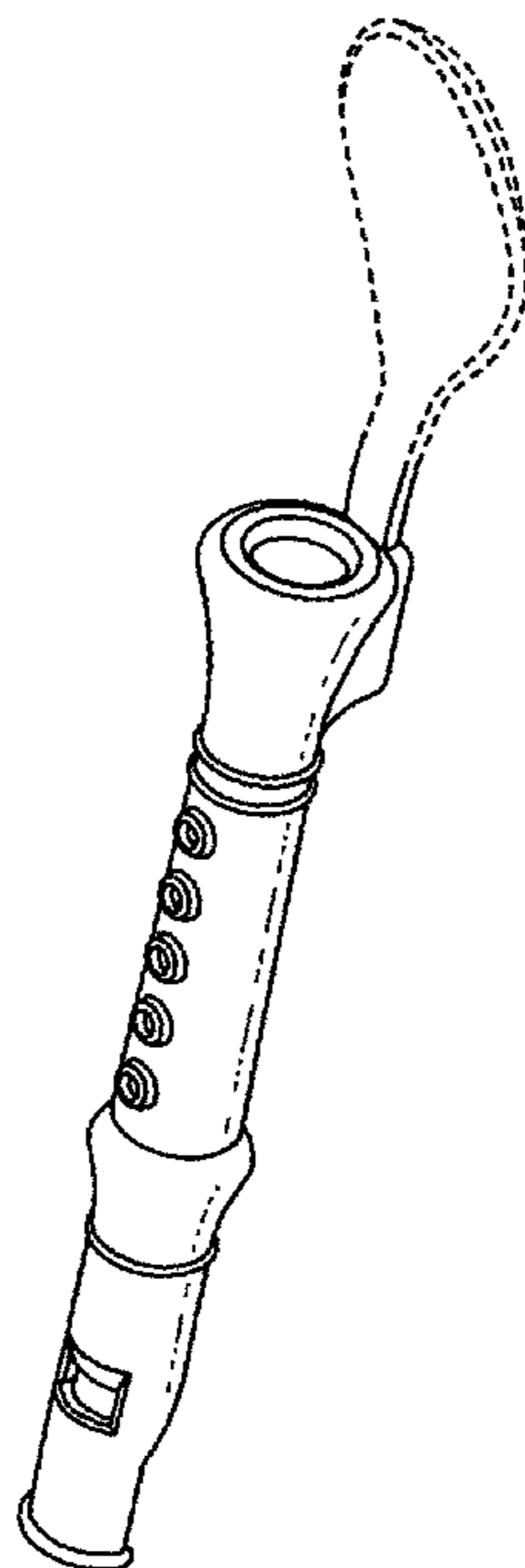
(57) **CLAIM**

The ornamental design for a musical cutlery, as shown and described.

DESCRIPTION

FIG. 1 is a top, front and left side perspective view of a musical cutlery of our new design;
FIG. 2 is a bottom, back and right side perspective view of FIG. 1;
FIG. 3 is a front view of FIG. 1;
FIG. 4 is a back view of FIG. 1;
FIG. 5 is a left side view of FIG. 1;
FIG. 6 is a top view of FIG. 1; and,
FIG. 7 is a bottom view of FIG. 1. The broken lines are for illustrative purposes only and form no part of the claimed design.

1 Claim, 3 Drawing Sheets



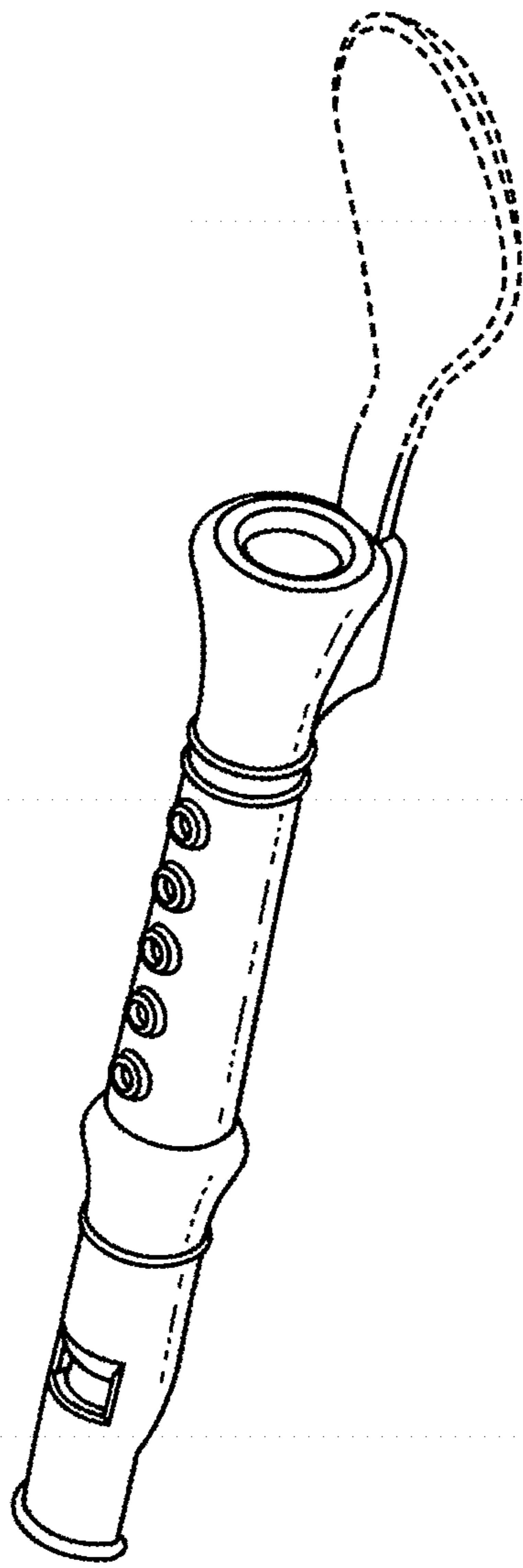


Fig. 1

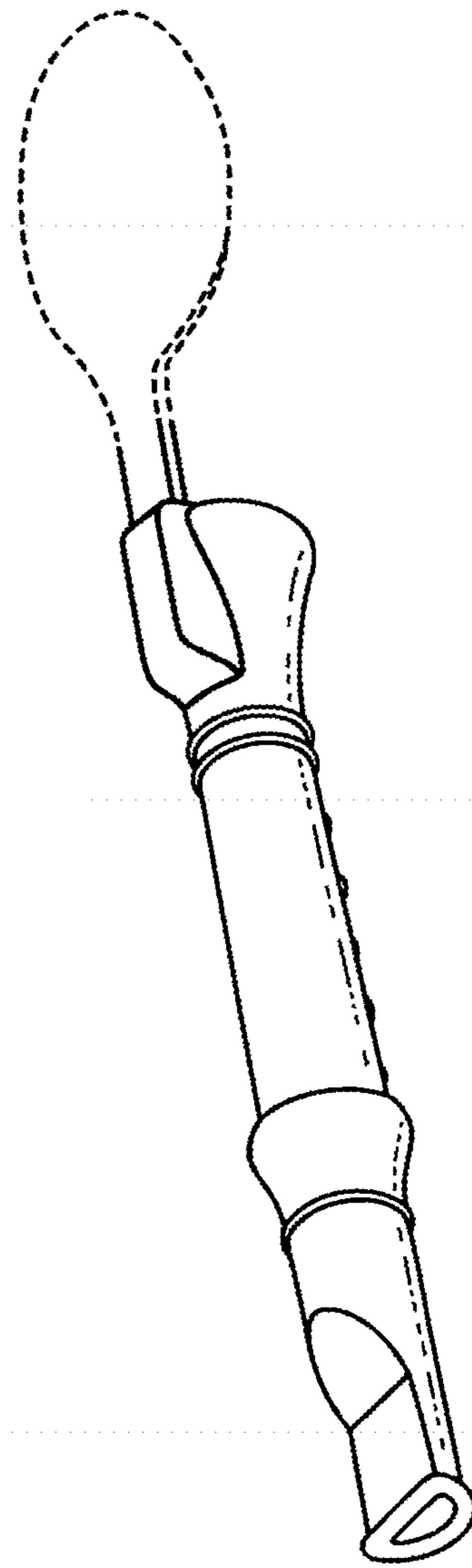


Fig. 2

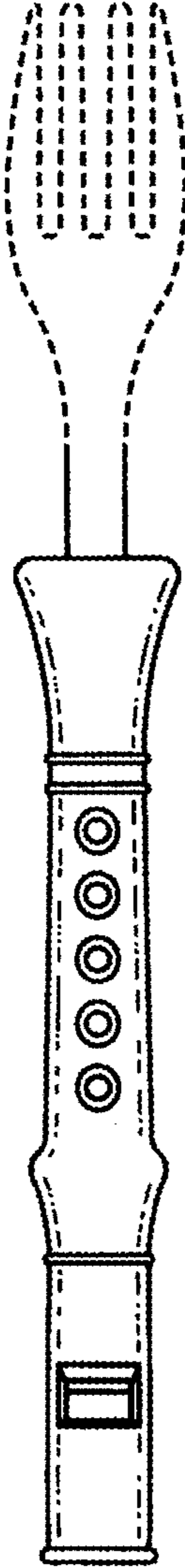


Fig. 3

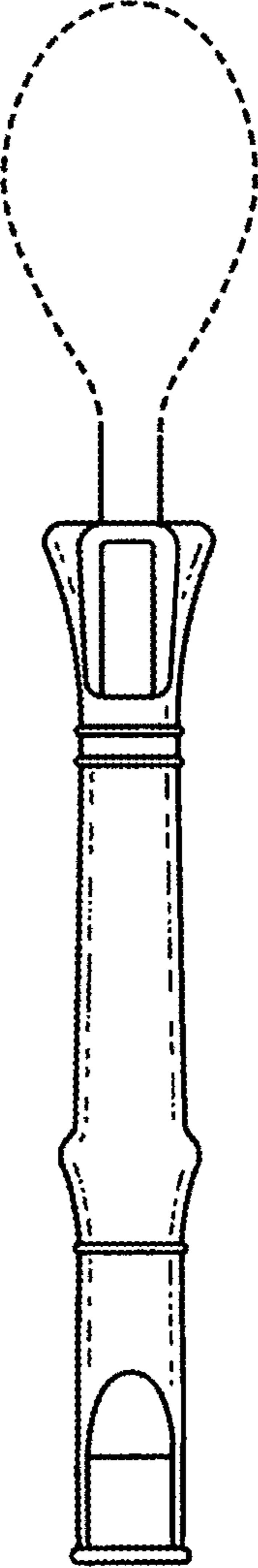


Fig. 4

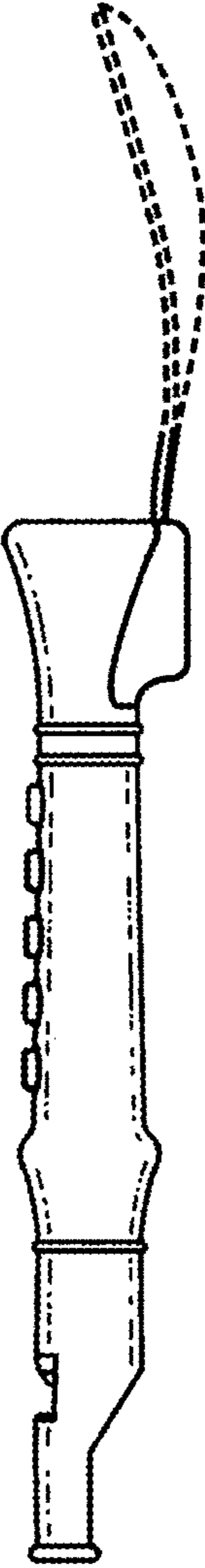


Fig. 5

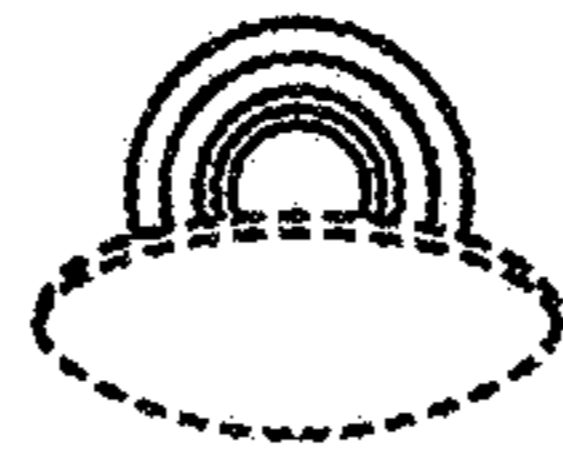


Fig. 6



Fig. 7