



US00D789139S

(12) **United States Design Patent** (10) **Patent No.:** **US D789,139 S**  
**Repac** (45) **Date of Patent:** **\*\* Jun. 13, 2017**

(54) **FOOD MIXER** 5,636,923 A \* 6/1997 Nejat-Bina ..... B01F 7/00908  
241/74  
(71) Applicant: **Genius GmbH**, Limburg (DE) D519,314 S \* 4/2006 Blaise ..... D7/378  
D529,758 S \* 10/2006 Beesley ..... D7/378  
(72) Inventor: **Cedomir Repac**, Brechen (DE) D550,506 S \* 9/2007 Spitzer ..... D7/412  
D553,426 S \* 10/2007 Lin ..... D7/378  
(73) Assignee: **GENIUS GMBH**, Limburg (DE) D554,427 S \* 11/2007 Sands ..... D7/378  
D622,859 S \* 8/2010 Feller ..... D24/217  
D707,488 S \* 6/2014 Cornu ..... D7/378  
(\*\*) Term: **15 Years** D712,196 S \* 9/2014 Ho ..... D7/378  
D747,915 S \* 1/2016 Kim ..... D7/372  
(21) Appl. No.: **29/564,180** D761,616 S \* 7/2016 Picozza ..... D7/376

\* cited by examiner

(30) **Foreign Application Priority Data**

Nov. 11, 2015 (EM) ..... 002855247

(51) **LOC (10) Cl.** ..... **31-00**

(52) **U.S. Cl.**  
USPC ..... **D7/386; D7/376; D7/378; D7/412**

(58) **Field of Classification Search**  
USPC ..... D7/372, 376-386, 412-413, 602, 629,  
D7/665-666, 669, 679, 693-694;  
D24/217

CPC .... A21C 1/02; A21C 1/04; A23N 1/00; A23N  
1/02; A47J 43/04; A47J 43/25; A47J  
43/27; A47J 43/042; A47J 43/044; A47J  
43/046; A47J 43/075; A47J 43/0722;  
A47J 43/0727; B01F 3/00; B01F 3/0807;  
B01F 3/0853; B01F 7/00908; B01F  
13/0059; B01F 13/0064; B02C 1/08;  
B02C 2/04; B02C 4/42; B02C 4/142;  
B02C 4/143; B02C 4/423; B02C 13/1835;  
B28C 5/10; B28C 5/12; B28C 5/14;  
B28C 5/16

See application file for complete search history.

(56) **References Cited**

**U.S. PATENT DOCUMENTS**

1,480,914 A \* 1/1924 Poplawski ..... A47J 43/046  
366/314  
3,064,949 A \* 11/1962 Dewenter ..... A47J 43/046  
241/195

*Primary Examiner* — Ricky Pham

(74) *Attorney, Agent, or Firm* — Hodgson Russ LLP

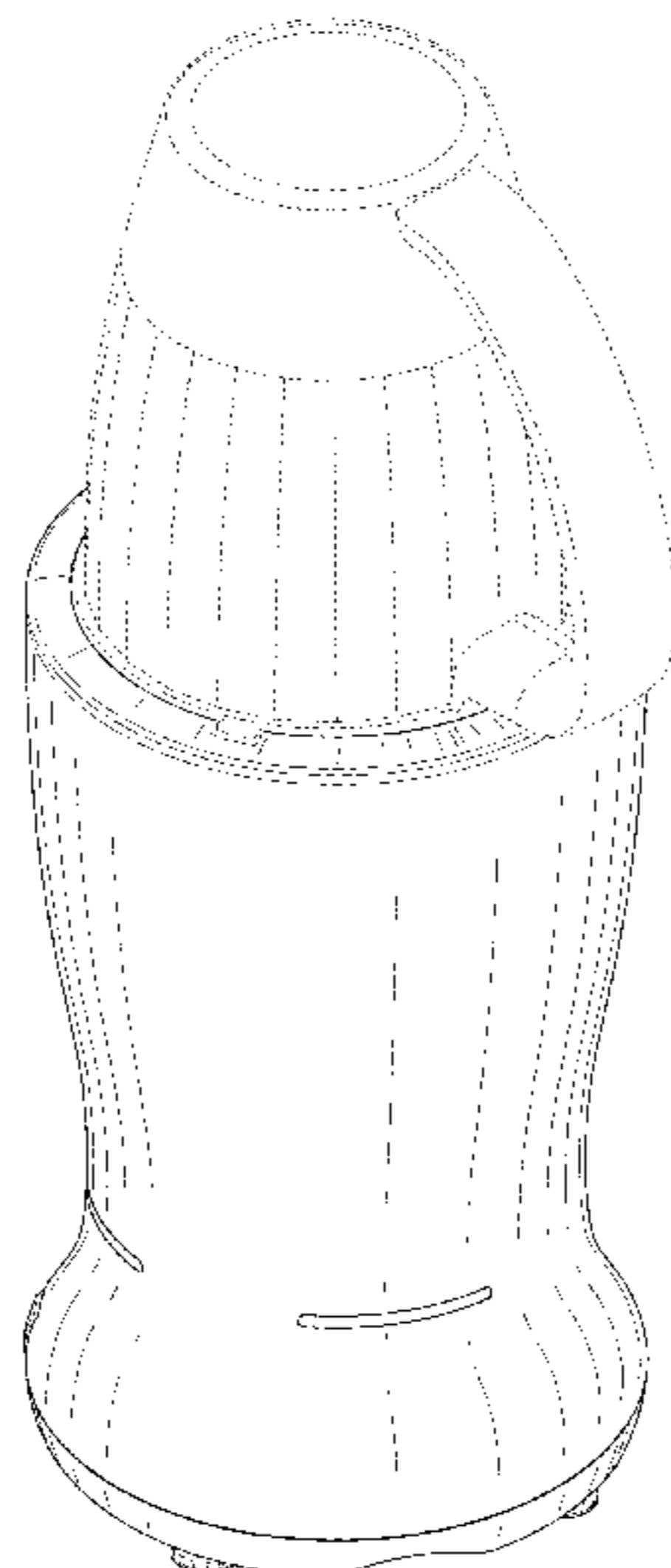
(57) **CLAIM**

The ornamental design for a food mixer, as shown and described.

**DESCRIPTION**

FIG. 1 is a perspective view of a food mixer showing my new design;  
FIG. 2 is a left side view thereof;  
FIG. 3 is a front view thereof;  
FIG. 4 is a rear view thereof;  
FIG. 5 is a right side view thereof;  
FIG. 6 is a top view thereof;  
FIG. 7 is a bottom view thereof; and,  
FIG. 8 is another perspective view thereof, showing an exemplary cup mounted to the food mixer.  
The broken lines illustrate unclaimed portions of the food mixer that form no part of the claimed design.

**1 Claim, 8 Drawing Sheets**






FIG. 1

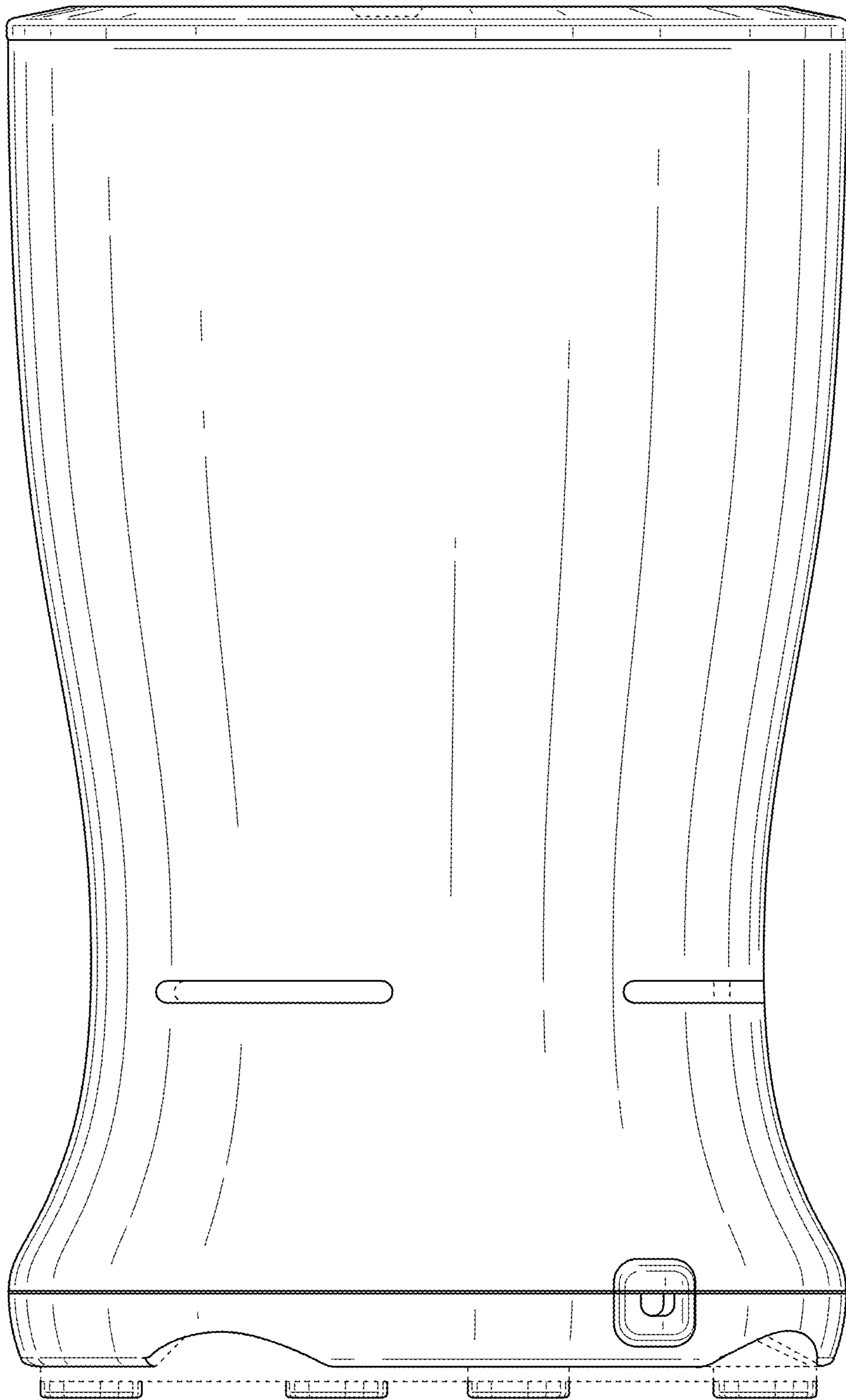



FIG. 2



**FIG. 3**

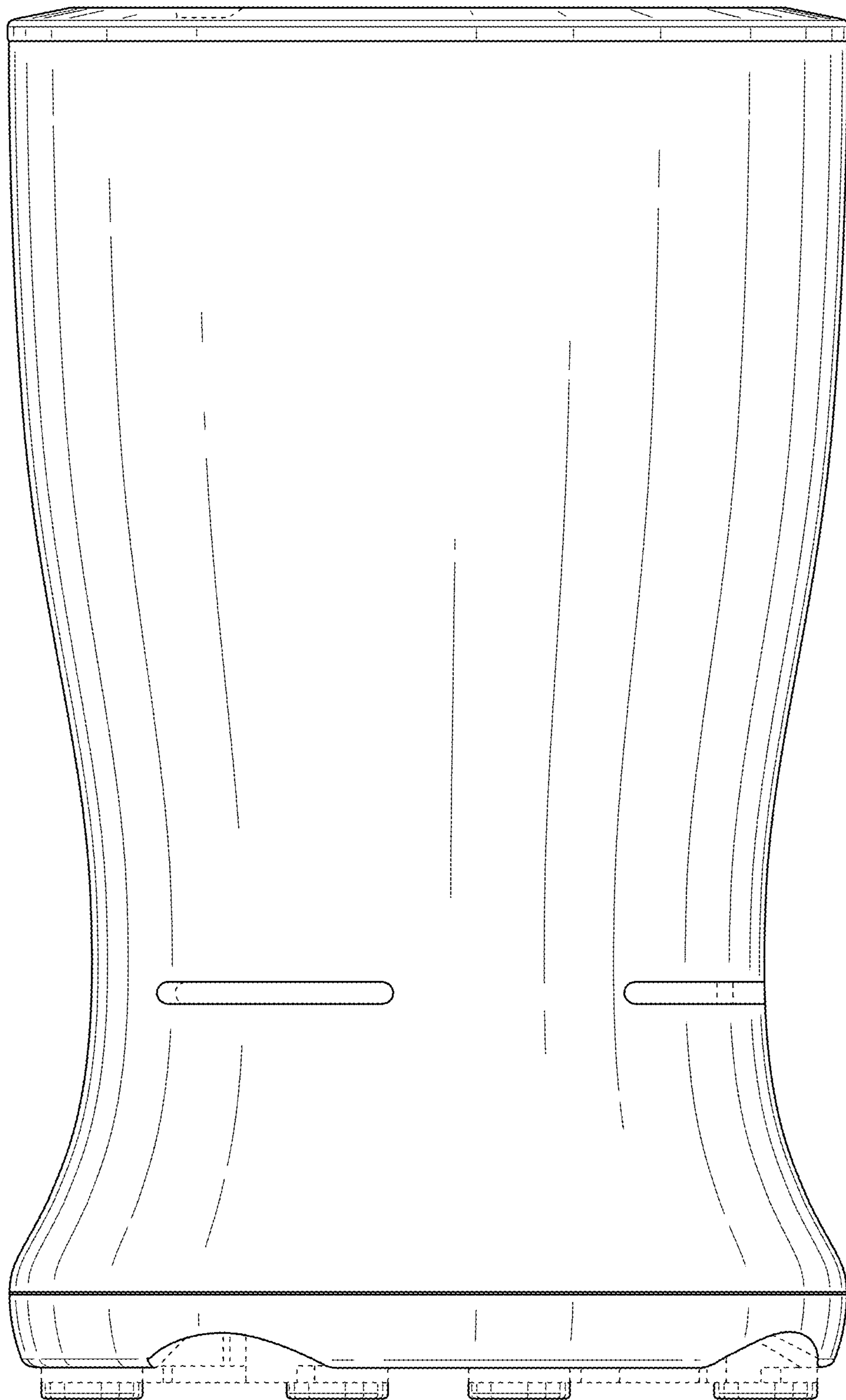
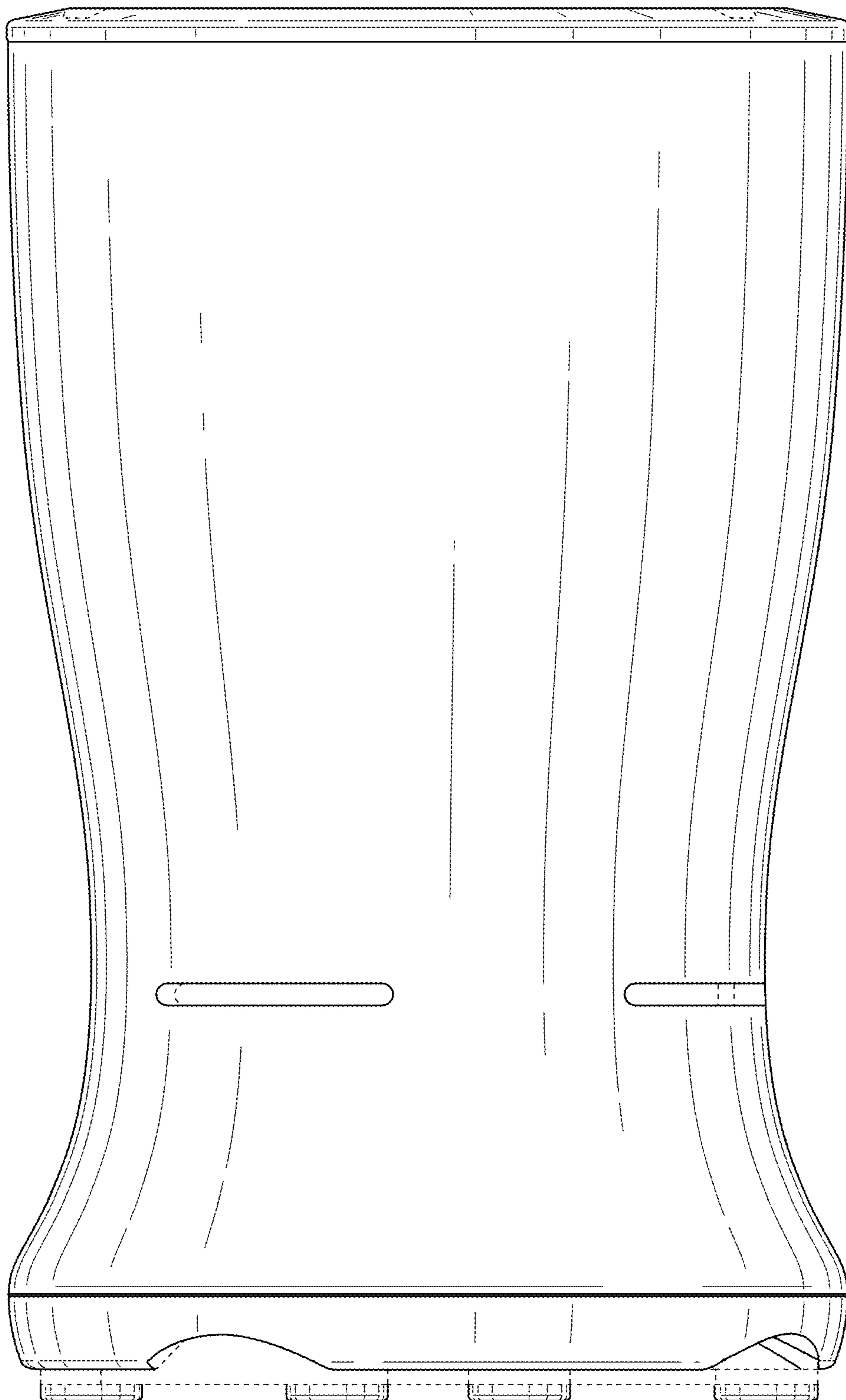


FIG. 4



**FIG. 5**

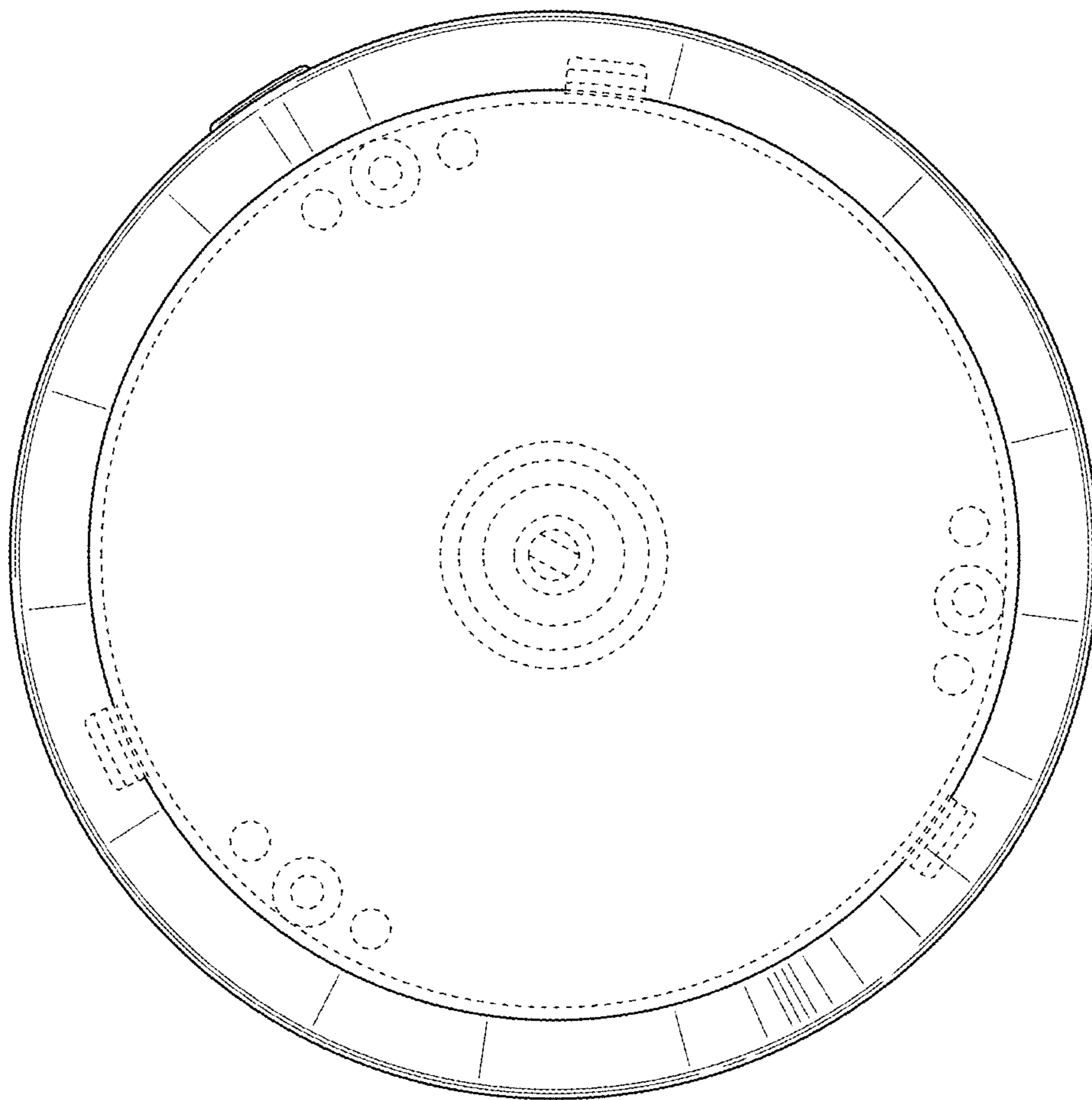


FIG. 6

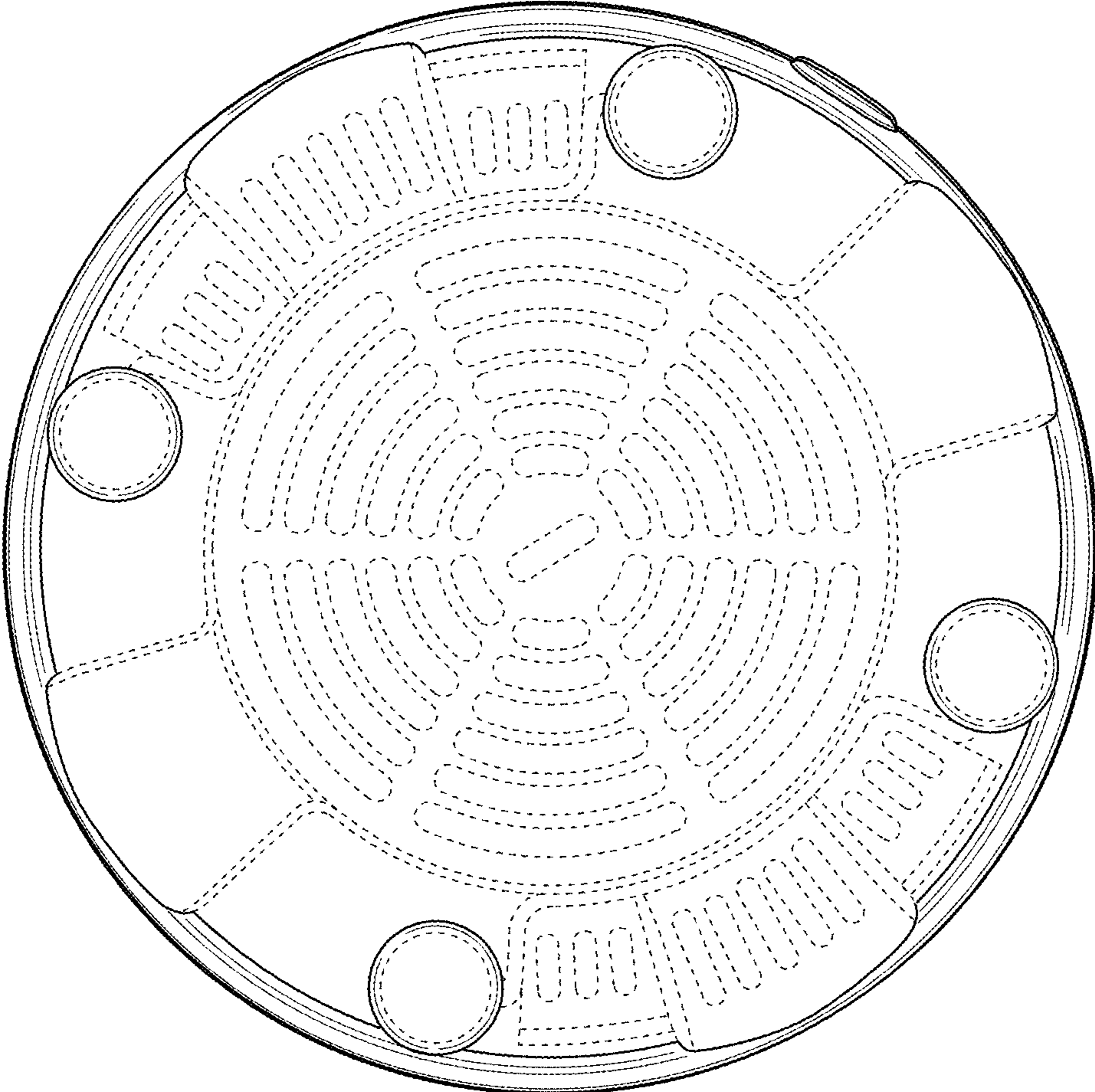


FIG. 7



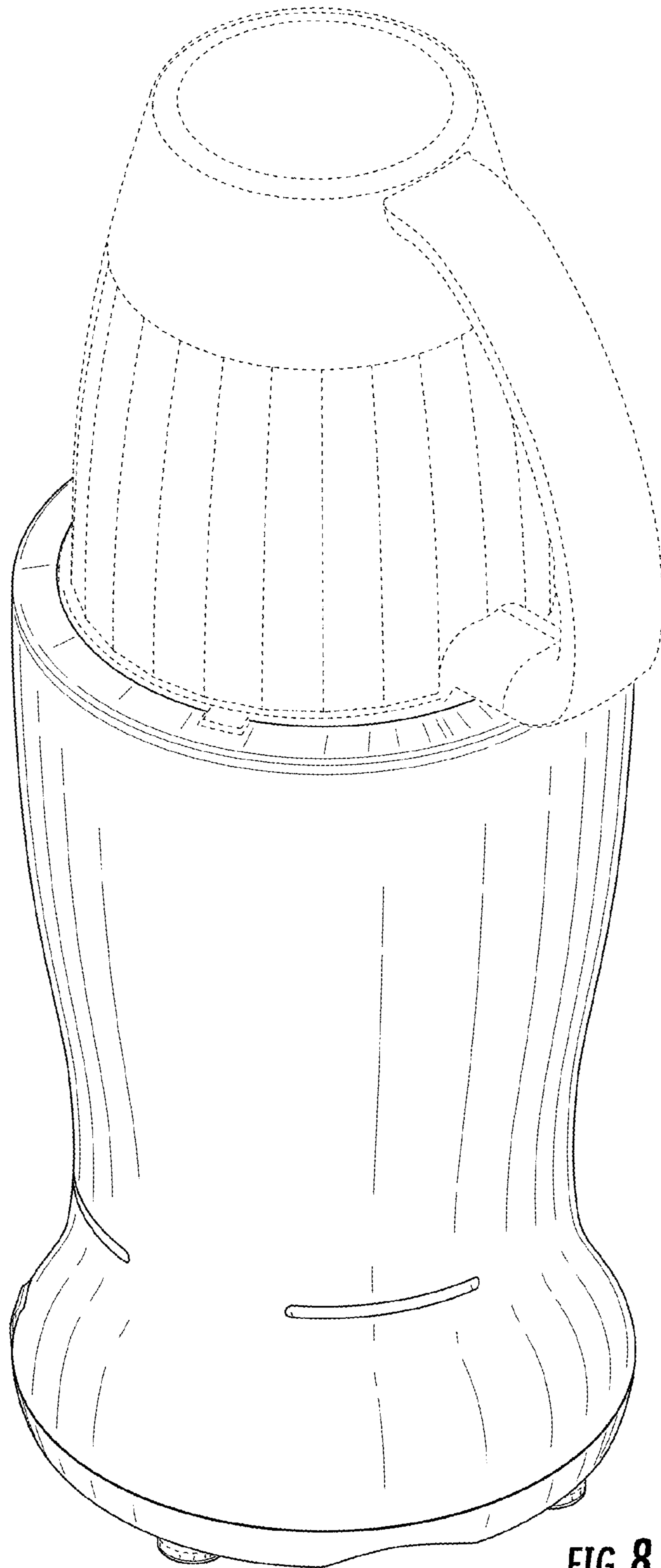


FIG. 8