



US00D789129S

(12) **United States Design Patent**
Fromme-Ruthmann

(10) **Patent No.:** **US D789,129 S**
(45) **Date of Patent:** **** Jun. 13, 2017**

(54) **SEAT AND BACKREST FOR STOOL**

5,836,555 A * 11/1998 Ellsworth A47C 7/004
248/157

(71) Applicant: **Froli Kunststoffwerk Heinrich
Fromme Inhaberin Margret
Fromme-Ruthmann e. Kfr., Schloss
Holte-Stukenbrock (DE)**

D584,521 S * 1/2009 Massaud D6/366
D584,901 S * 1/2009 Massaud D6/366
D585,656 S * 2/2009 Massaud D6/366
D585,657 S * 2/2009 Massaud D6/366
D586,137 S * 2/2009 Massaud D6/366
D770,789 S * 11/2016 Chen D6/366

(72) Inventor: **Margret Fromme-Ruthmann, Schloss
Holte-Stukenbrock (DE)**

* cited by examiner

(73) Assignee: **FROLI KUNSTSTOFFWERK
HEINRICH FROMME INHABERIN
MARGRET FROMME-RUTHMANN
E. KFR., Schloss Holte-Stukenbrock
(DE)**

Primary Examiner — Mimosa De

(74) *Attorney, Agent, or Firm* — Leason Ellis LLP

(**) Term: **15 Years**

(21) Appl. No.: **29/543,923**

(22) Filed: **Oct. 29, 2015**

(30) **Foreign Application Priority Data**

Apr. 30, 2015 (EM) 002693291

(51) **LOC (10) Cl.** **06-01**

(52) **U.S. Cl.**
USPC **D6/716**

(58) **Field of Classification Search**
USPC D6/334-336, 364, 365, 360, 366, 374,
D6/379, 380, 716, 716.1, 716.4
CPC A47C 7/004; A47C 7/022; A47C 7/18;
A47C 7/24; A47C 7/40; A47C 7/46
See application file for complete search history.

(56) **References Cited**

U.S. PATENT DOCUMENTS

3,712,673 A * 1/1973 Swenson A47C 7/18
297/214
4,500,137 A * 2/1985 Morehouse A47C 7/022
297/411.41
D368,399 S * 4/1996 Buffon D6/716

(57) **CLAIM**

The ornamental design for seat and backrest for stool, as shown and described.

DESCRIPTION

FIG. 1 is a top and side perspective view of seat and backrest for stool showing my new design;

FIG. 2 is a front elevation view thereof;

FIG. 3 is a rear elevation view thereof;

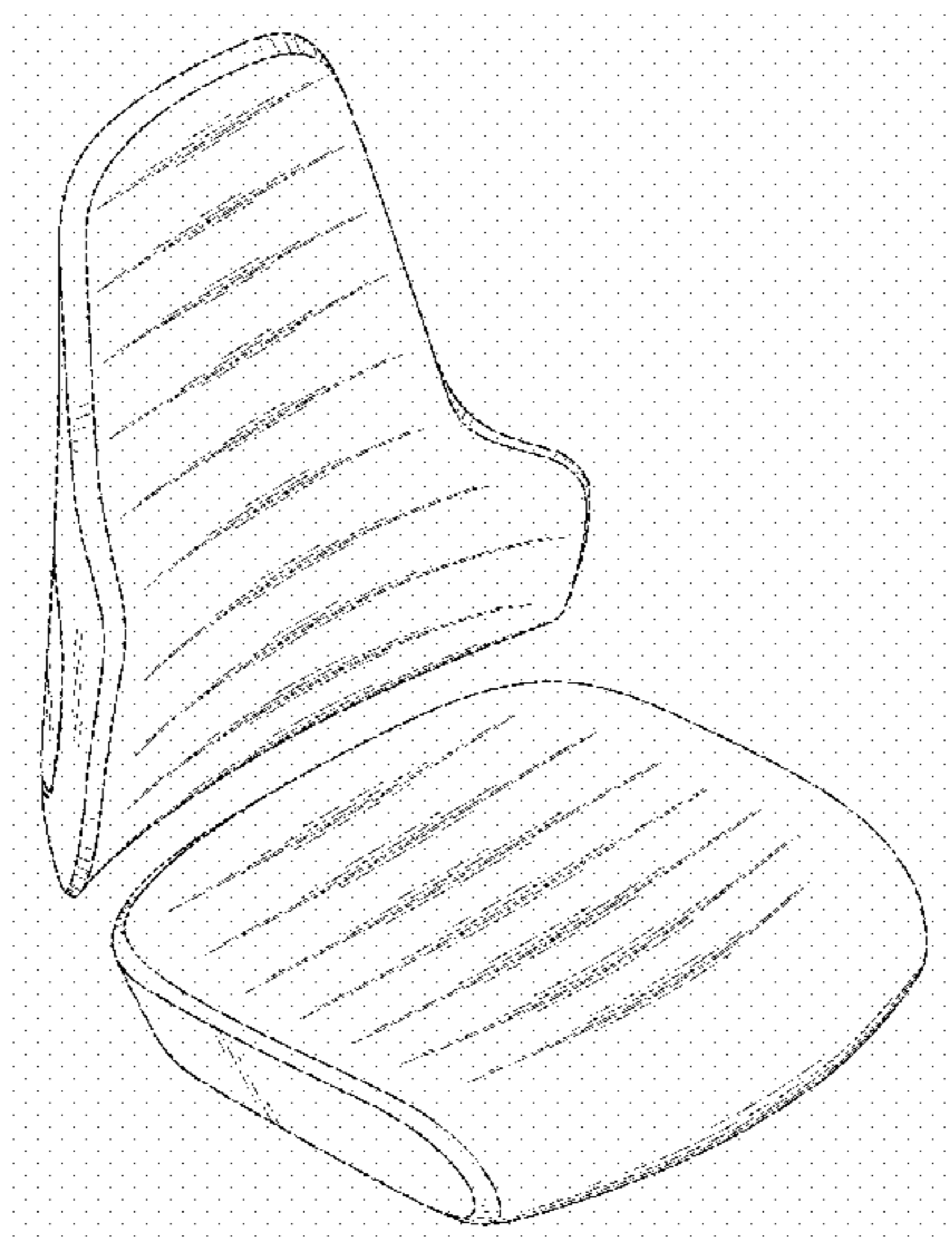
FIG. 4 is a left side elevation view thereof, the right side being a mirror image thereof;

FIG. 5 is a top plan view thereof; and,

FIG. 6 is a bottom plan view thereof.

The broken lines are shown for the purpose of illustrating unclaimed portions of the seat and form no part of the claimed design.

1 Claim, 6 Drawing Sheets



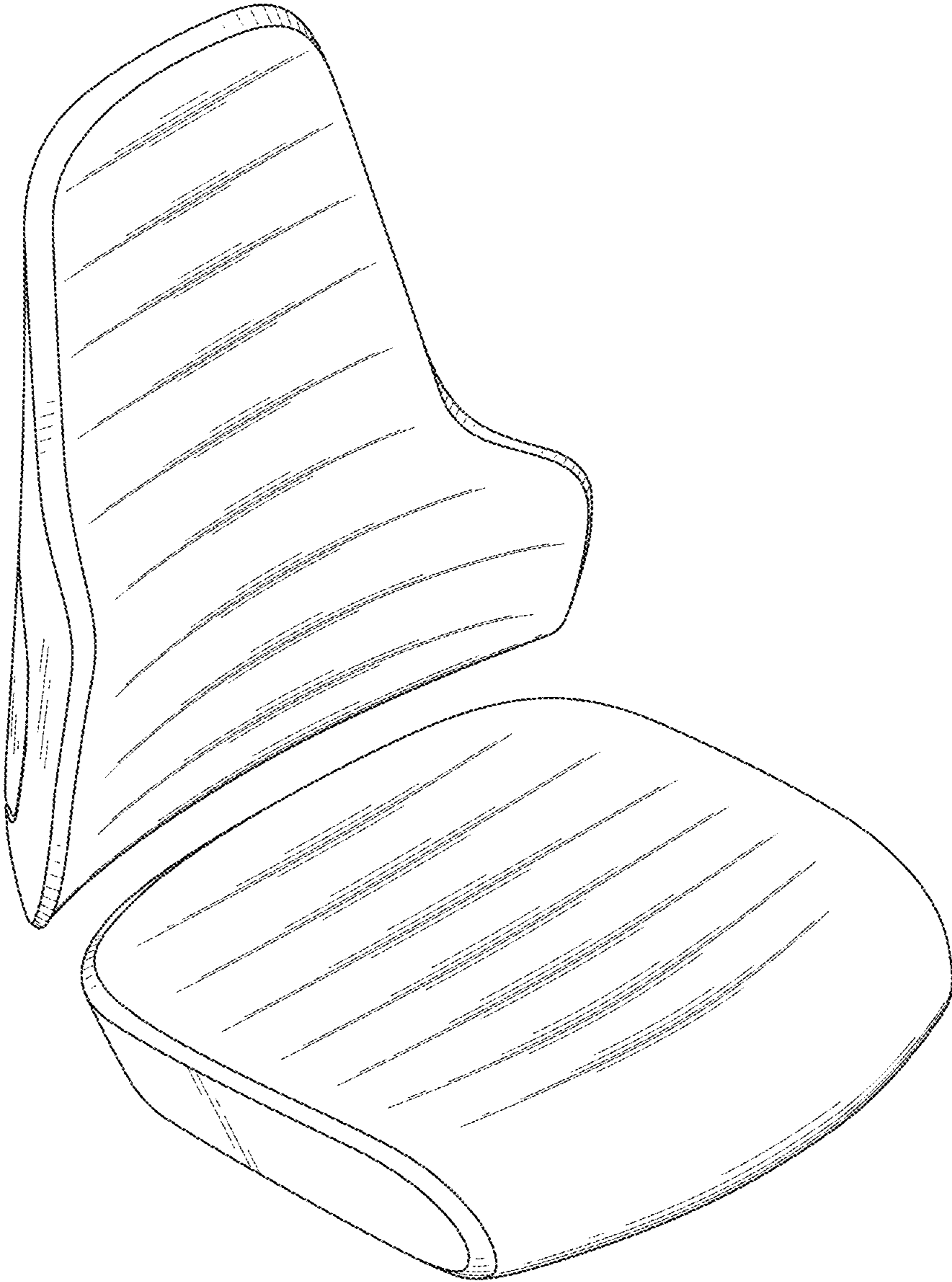


Fig. 1




Fig. 2

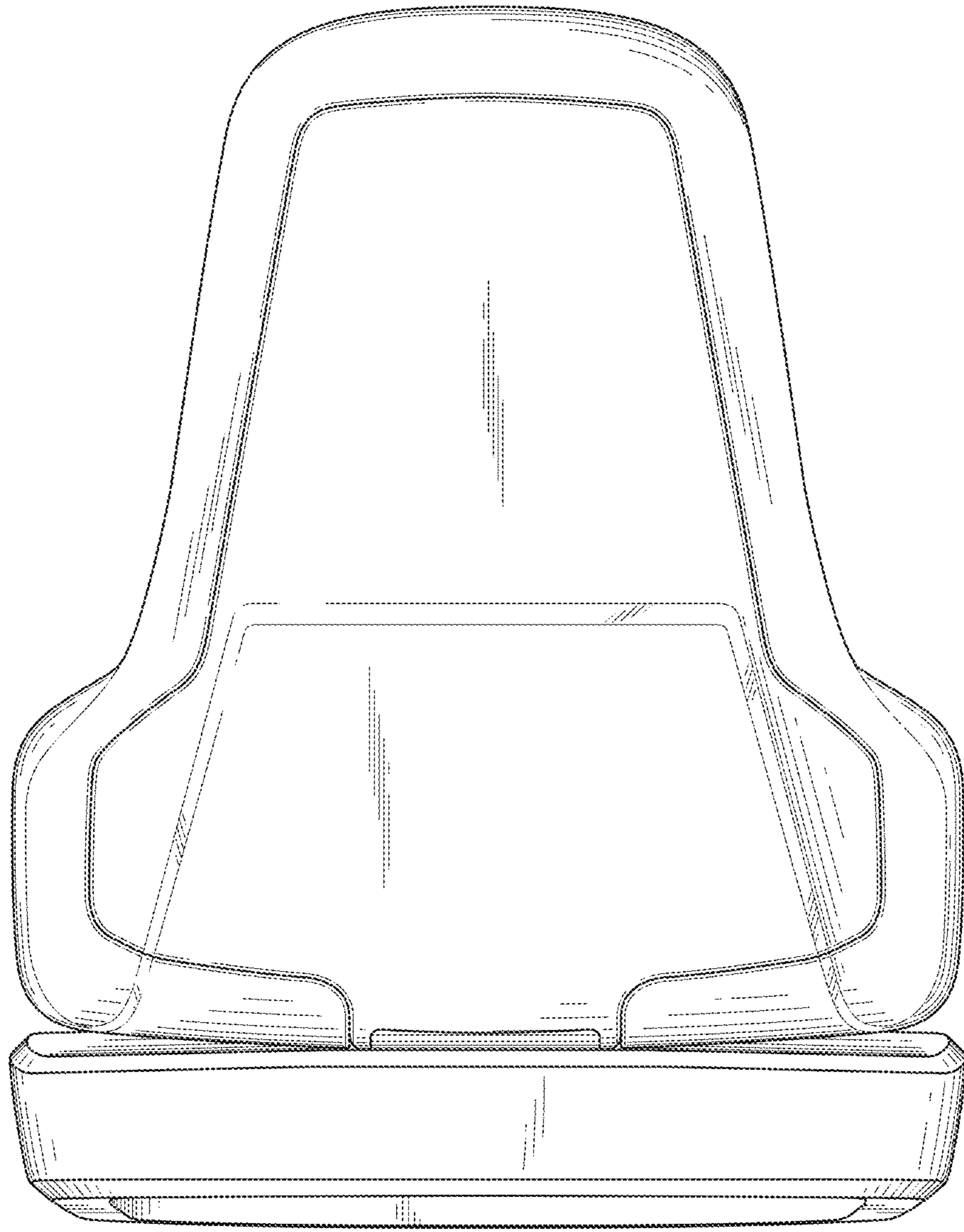


Fig. 3

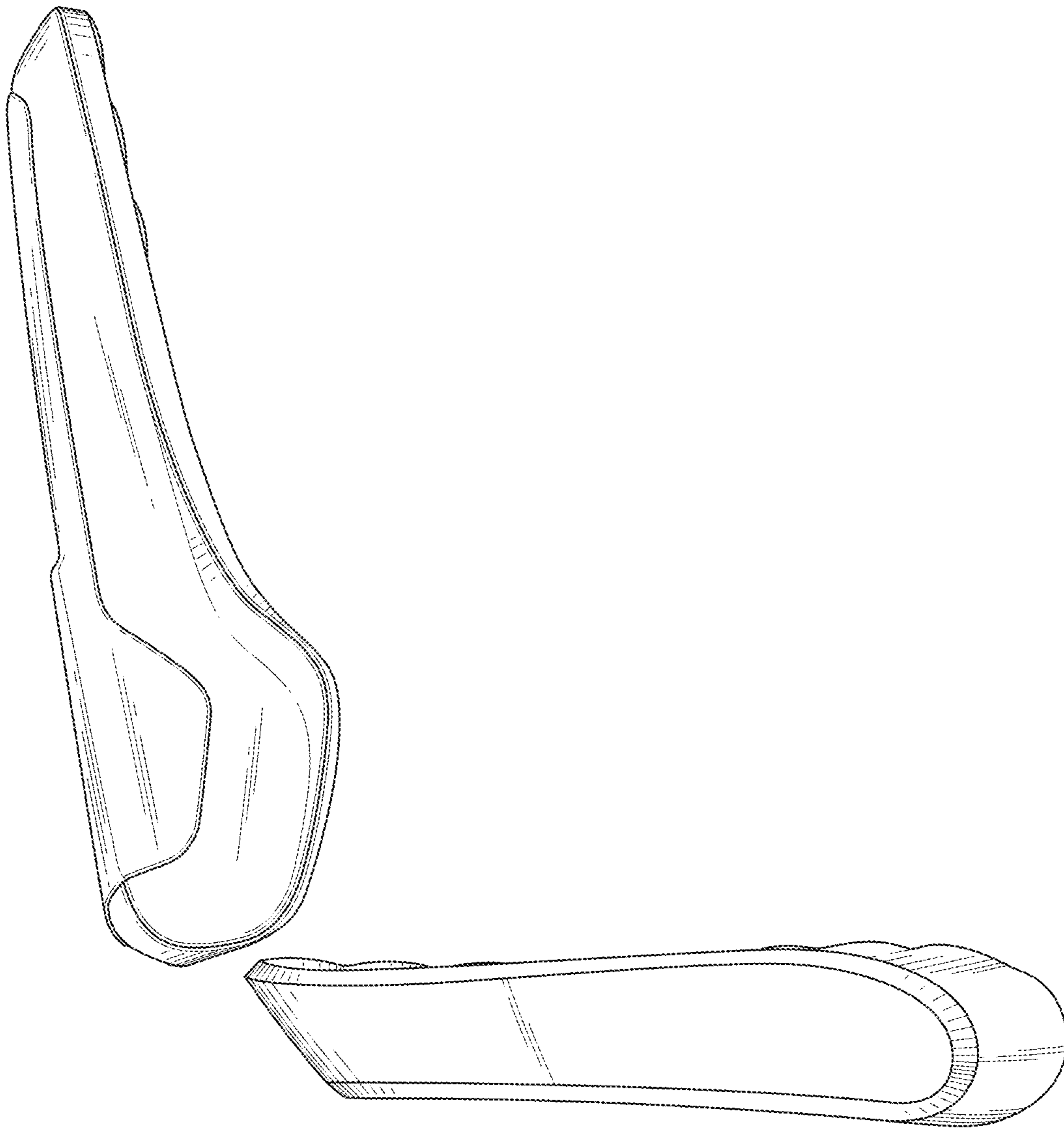


Fig. 4

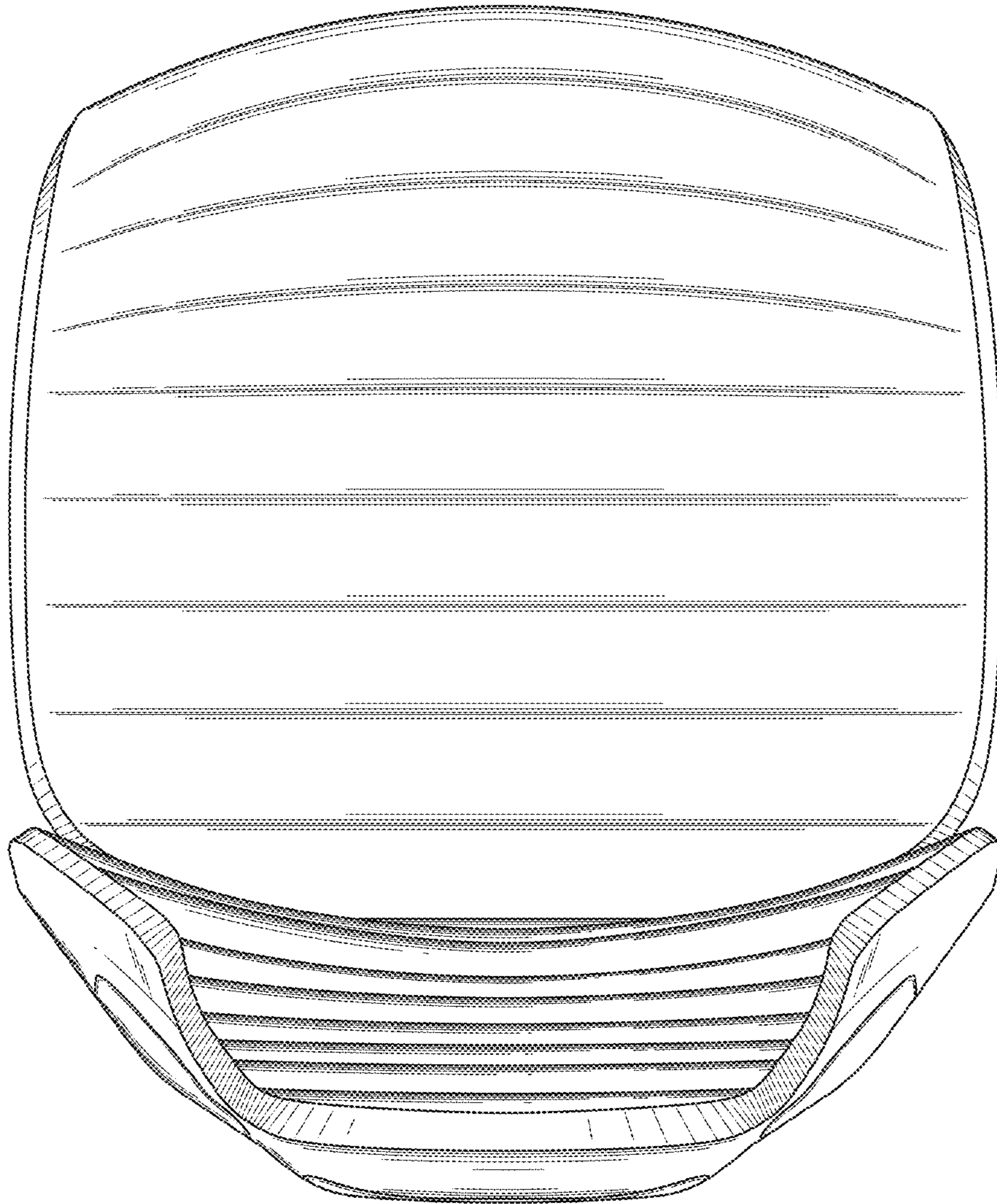


Fig. 5

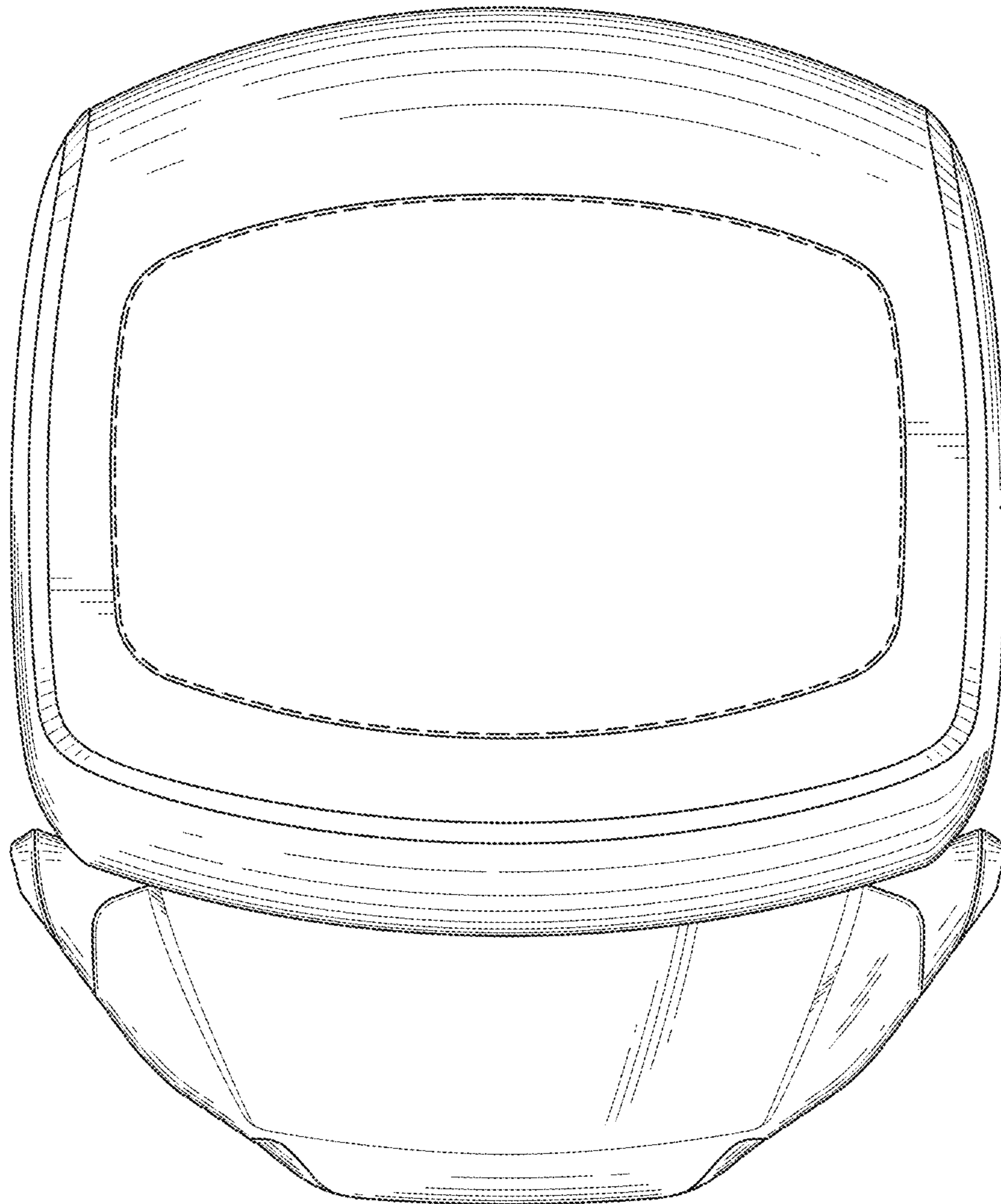


Fig. 6