



US00D789124S

(12) **United States Design Patent**  
**Ehrenreich**

(10) **Patent No.:** **US D789,124 S**

(45) **Date of Patent:** **\*\* Jun. 13, 2017**

(54) **TABLE**

(71) Applicant: **Sari Ehrenreich Designs**, Pacific Palisades, CA (US)

(72) Inventor: **Sari Ehrenreich**, Pacific Palisades, CA (US)

(73) Assignee: **SARI EHRENREICH DESIGNS**, Santa Monica, CA (US)

(\*\*) Term: **14 Years**

(21) Appl. No.: **29/521,672**

(22) Filed: **Mar. 25, 2015**

(51) **LOC (10) Cl.** ..... **06-04**

(52) **U.S. Cl.**  
USPC ..... **D6/691**

(58) **Field of Classification Search**  
USPC ..... D6/691, 691.1, 691.8, 691.9  
CPC ..... A47B 7/00; A47B 13/00; A47B 13/04;  
A47B 31/00; A47B 31/003; A47B  
2200/00; A47B 91/00; A47B 91/005;  
A47B 3/00

See application file for complete search history.

(56) **References Cited**

**U.S. PATENT DOCUMENTS**

4,765,253	A *	8/1988	Schappach	.....	A47B 3/06
					108/158.12
D314,875	S *	2/1991	Juergens	.....	D6/675
D334,494	S *	4/1993	Stein	.....	D6/300
D339,481	S *	9/1993	Stephens	.....	D6/650
D343,969	S *	2/1994	Ball	.....	D6/661
D362,763	S *	10/1995	Ball	.....	D6/661
D368,190	S *	3/1996	Mitchell	.....	D6/691.1
D415,921	S *	11/1999	Harris	.....	D6/630
D437,507	S *	2/2001	Hazen	.....	D6/657
D513,139	S *	12/2005	Bibi	.....	D6/691.1
D529,733	S *	10/2006	Domack	.....	D6/691.1

D559,017	S *	1/2008	Domack	.....	D6/691.9
D581,700	S *	12/2008	DePace	.....	D6/675
D583,590	S *	12/2008	Ellouz	.....	D6/691.8
D595,979	S *	7/2009	Schweikarth	.....	D6/691.1
D611,732	S *	3/2010	Hayes	.....	D6/691
D613,968	S *	4/2010	Lambert	.....	D6/689
D623,433	S *	9/2010	Richardson	.....	D6/663
D635,433	S *	4/2011	Le	.....	D8/327
D672,574	S *	12/2012	Wilson, Jr.	.....	D6/663
D689,011	S *	9/2013	Isakov	.....	D12/402
D714,082	S *	9/2014	Vogler	.....	D6/677.3
D717,084	S *	11/2014	Vogler	.....	D6/667
D719,009	S *	12/2014	Russo	.....	D8/323
D721,906	S *	2/2015	Carver	.....	D6/691
D743,720	S *	11/2015	Van Herp	.....	D6/691.1
D743,772	S *	11/2015	Yamaguchi	.....	D8/323
D747,949	S *	1/2016	Lindo	.....	D8/323
2009/0095204	A1 *	4/2009	Levy	.....	A47B 7/02
					108/17

(Continued)

*Primary Examiner* — Robin V Webster

*Assistant Examiner* — James Thorn, Sr.

(74) *Attorney, Agent, or Firm* — Katten Muchin  
Rosenman LLP

(57) **CLAIM**

The ornamental design for a table, as shown and described.

**DESCRIPTION**

FIG. 1 is a perspective view of a first embodiment of the table.

FIG. 2 is a left side view of the table of FIG. 1.

FIG. 3 is a right side view of the table of FIG. 1.

FIG. 4 is a front view of the table of FIG. 1.

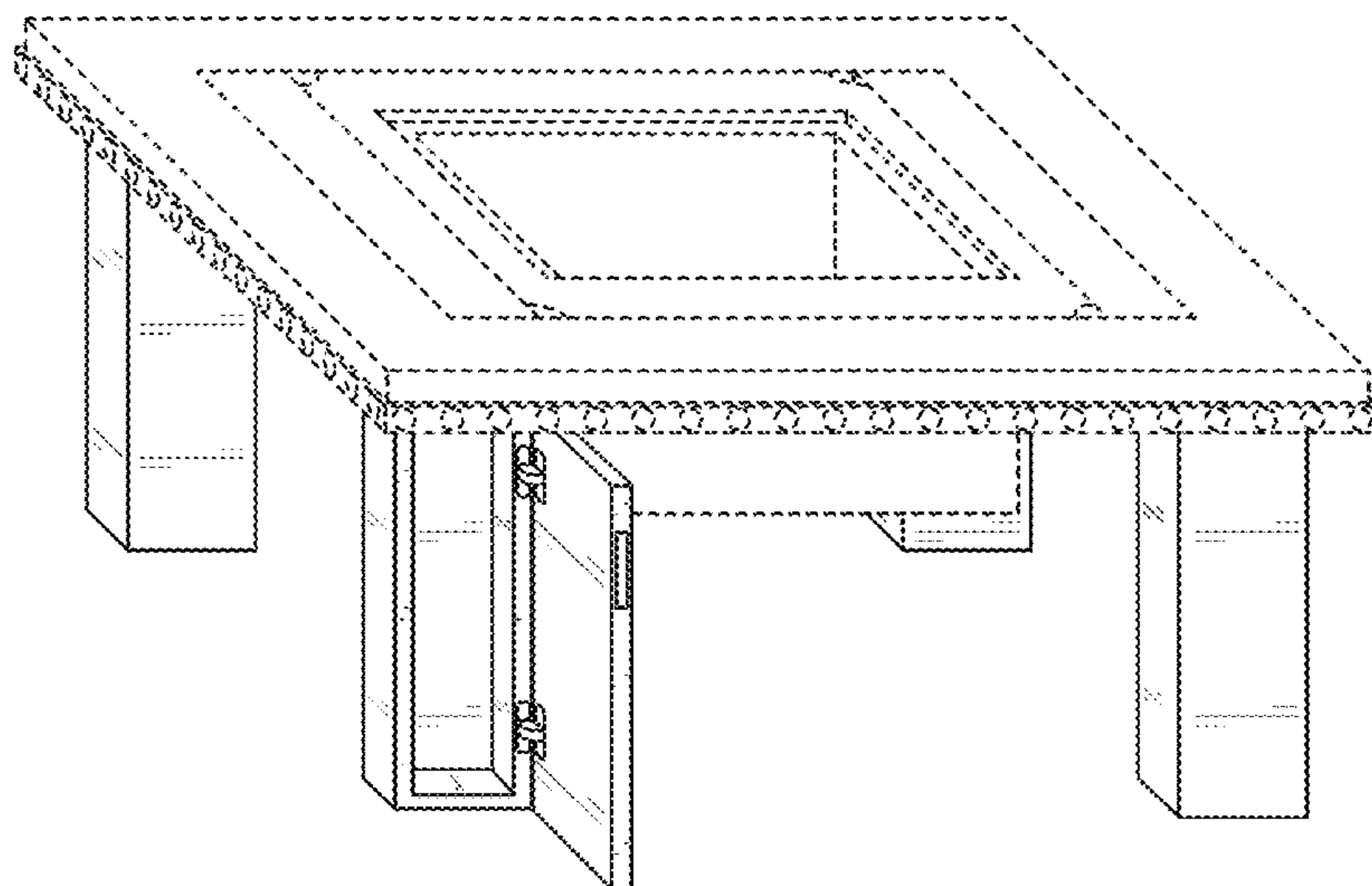
FIG. 5 is a rear view of the table of FIG. 1.

FIG. 6 is a top view of the table of FIG. 1; and,

FIG. 7 is a bottom view of the table of FIG. 1.

The broken lines shown in the drawings are included for the purpose of illustrating environmental structure and form no part of the claimed design.

**1 Claim, 7 Drawing Sheets**



(56)

**References Cited**

U.S. PATENT DOCUMENTS

2015/0300627 A1\* 10/2015 Wang ..... F21V 33/0012  
108/23

\* cited by examiner

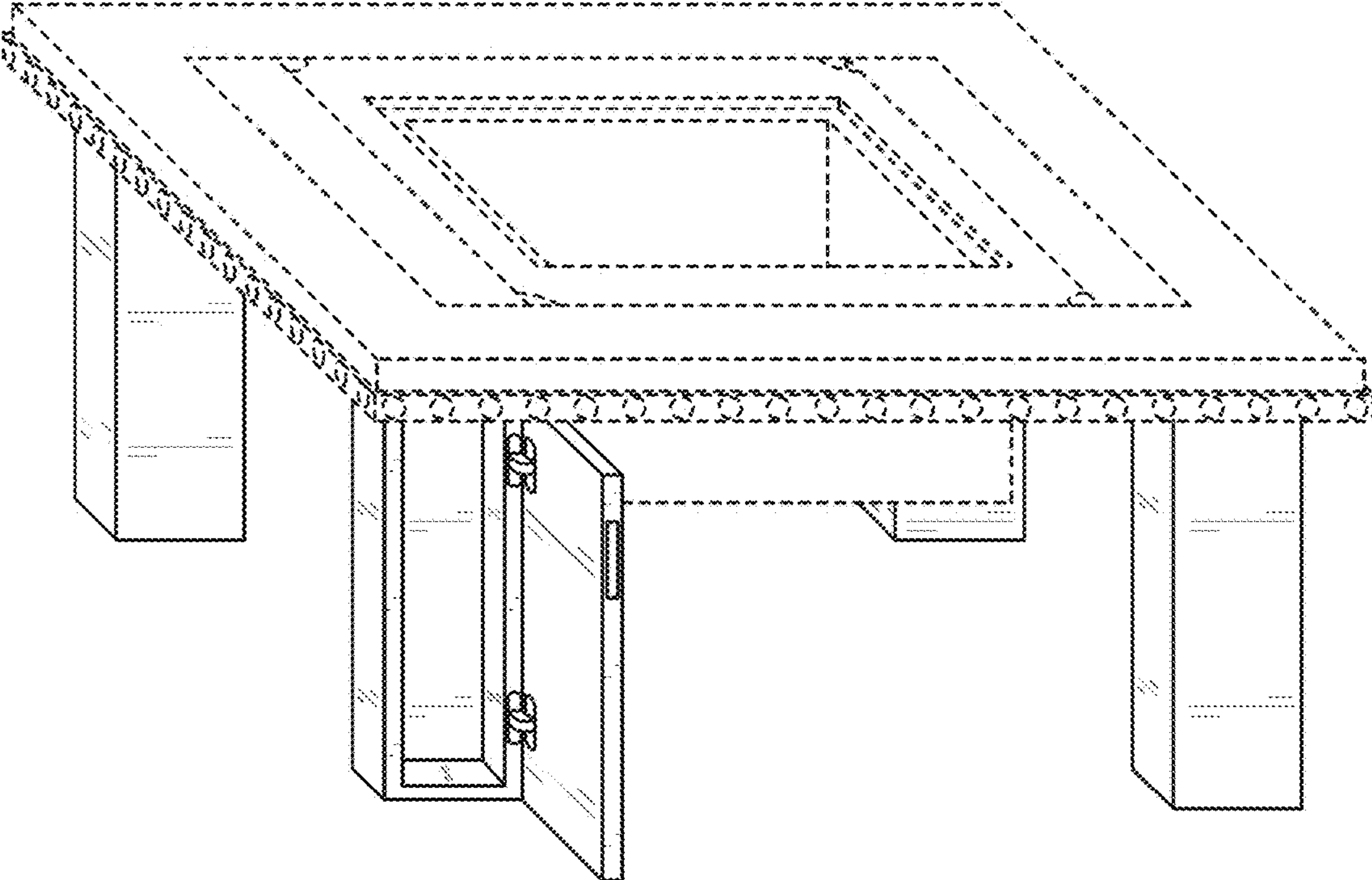


FIG. 1




FIG. 2




FIG. 3

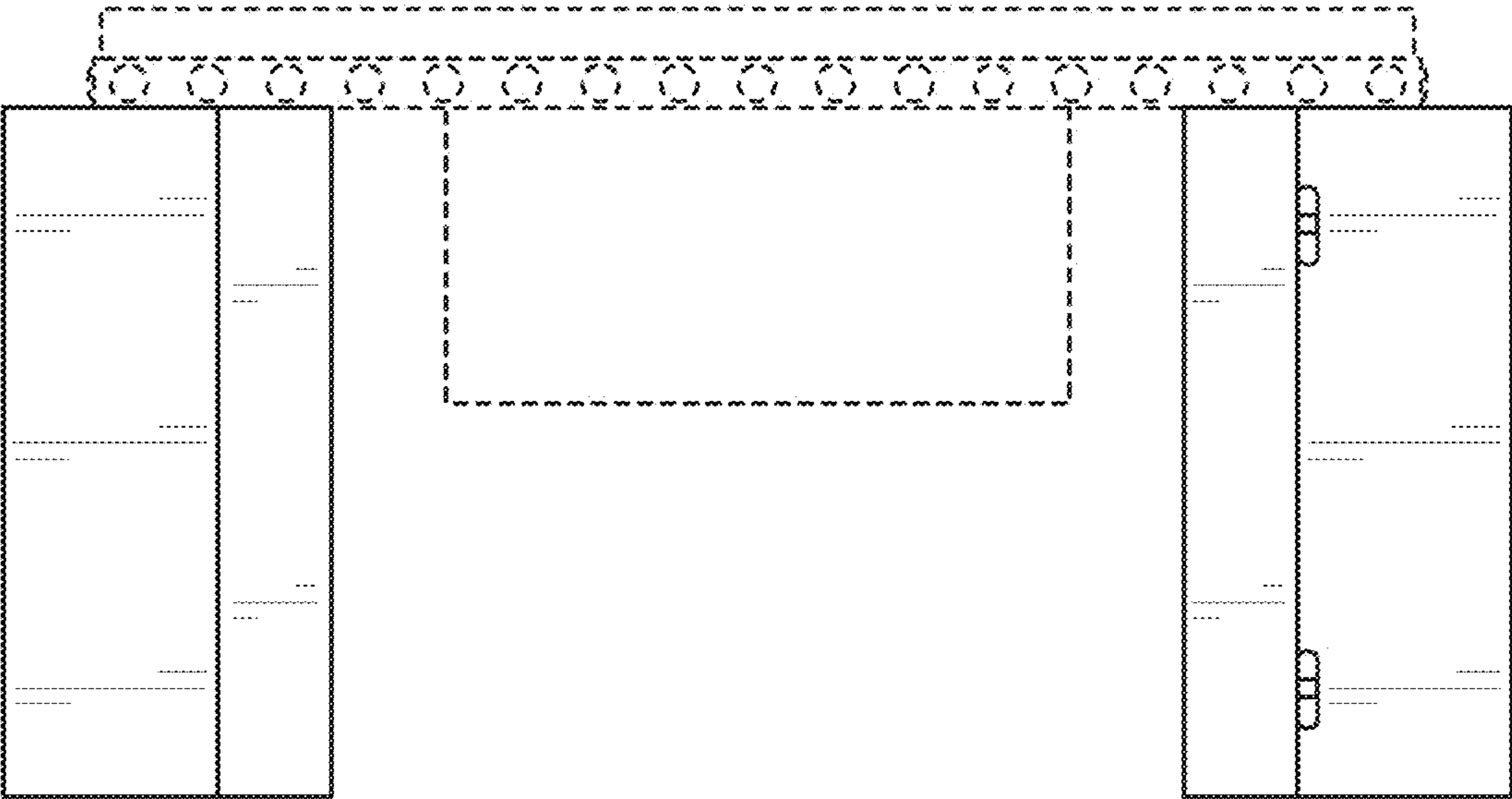


FIG. 4



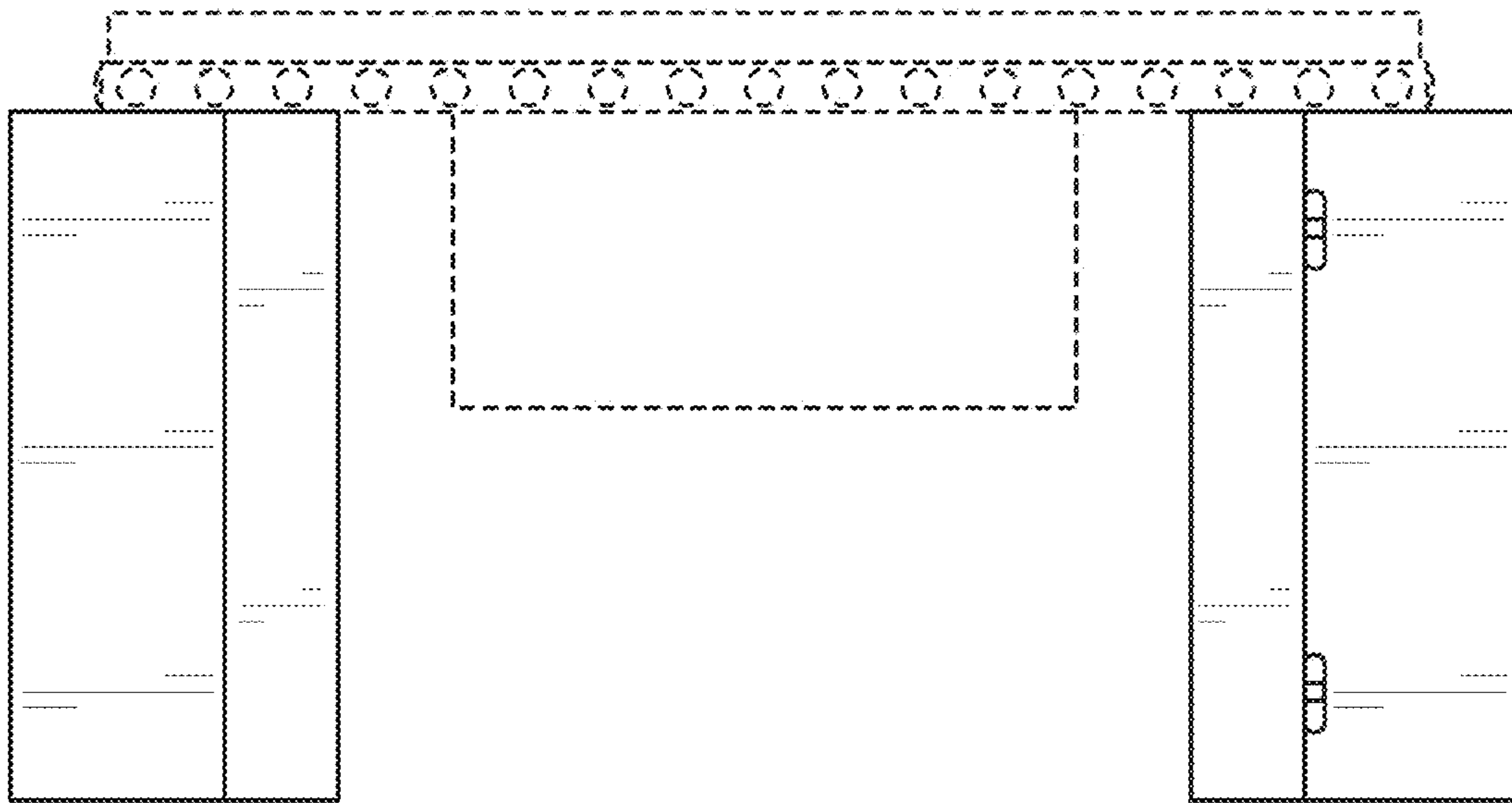


FIG. 5

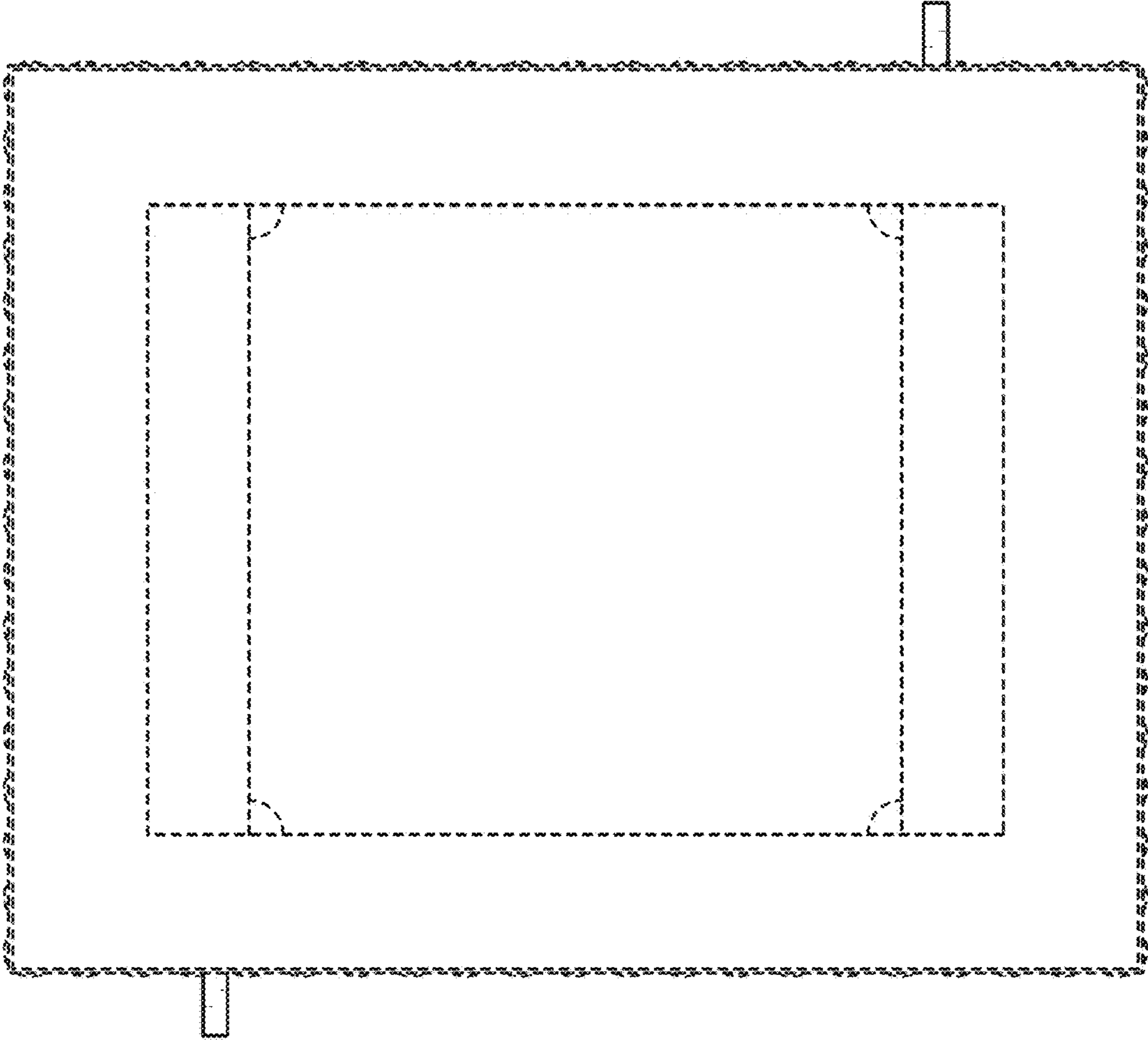


FIG. 6



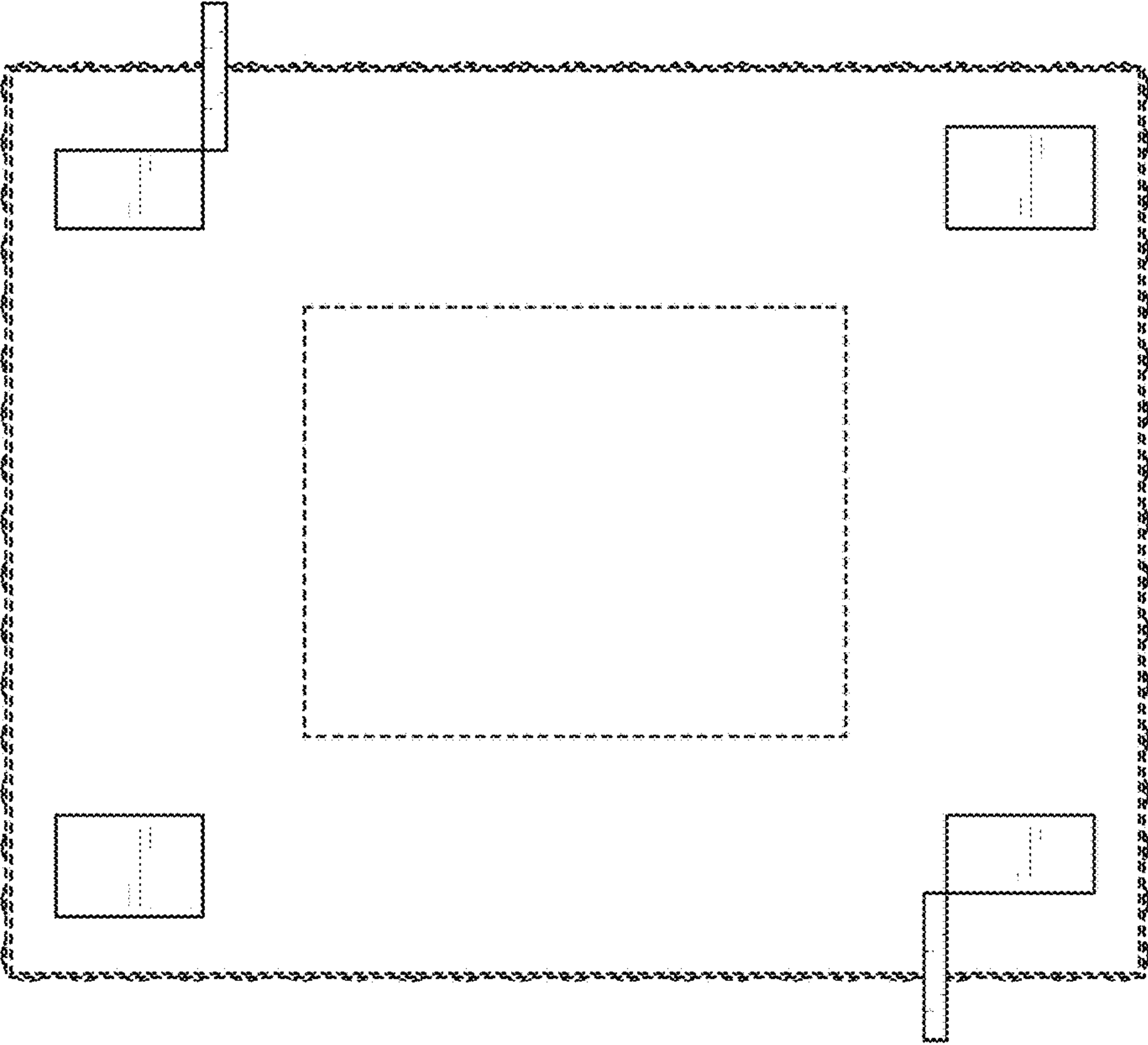


FIG. 7