



US00D789120S

(12) **United States Design Patent** (10) **Patent No.:** **US D789,120 S**  
**Merritt** (45) **Date of Patent:** **\*\* Jun. 13, 2017**

- (54) **SHELF UNIT**
- (71) Applicant: **Liberty Procurement Co. Inc.**, Union, NJ (US)
- (72) Inventor: **John Merritt**, Brooklyn, NY (US)
- (73) Assignee: **Liberty Procurement Co. Inc.**, Union, NJ (US)
- (\*\*) Term: **15 Years**
- (21) Appl. No.: **29/580,870**
- (22) Filed: **Oct. 13, 2016**

- D528,327 S \* 9/2006 O'Reilly ..... D6/675.1
- D536,659 S 2/2007 Panasewicz et al.
- D543,057 S 5/2007 Grady et al.
- D691,838 S 10/2013 Hinkle
- D712,180 S 9/2014 Cohen
- D713,660 S 9/2014 Weatherly
- D717,080 S \* 11/2014 Dworman ..... D6/657
- D717,081 S \* 11/2014 Dworman ..... D6/657
- D734,068 S 7/2015 Dworman
- D754,993 S \* 5/2016 Nathan ..... D6/675.3
- D766,626 S 9/2016 Peden et al.
- D771,418 S \* 11/2016 Merritt ..... D6/675.1
- 2004/0221772 A1 11/2004 Narkis et al.
- 2005/0103734 A1 5/2005 Saltzberg et al.
- 2015/0335152 A1 11/2015 Buettner
- 2016/0007742 A1 1/2016 Yang

\* cited by examiner

**Related U.S. Application Data**

- (62) Division of application No. 29/574,938, filed on Aug. 19, 2016, which is a division of application No. 29/527,746, filed on May 21, 2015, now Pat. No. Des. 771,418.
- (51) **LOC (10) Cl.** ..... **06-06**
- (52) **U.S. Cl.**  
USPC ..... **D6/675.1**
- (58) **Field of Classification Search**  
USPC ..... D6/675, 675.1, 675.2, 672, 673  
CPC ..... A47F 5/0018; A47B 57/58; A47B 43/00  
See application file for complete search history.

*Primary Examiner* — Kelley Donnelly

(74) *Attorney, Agent, or Firm* — Lerner, David, Littenberg, Krumholz & Mentlik, LLP

(57) **CLAIM**

The ornamental design for a shelf unit, as shown and described.

**DESCRIPTION**

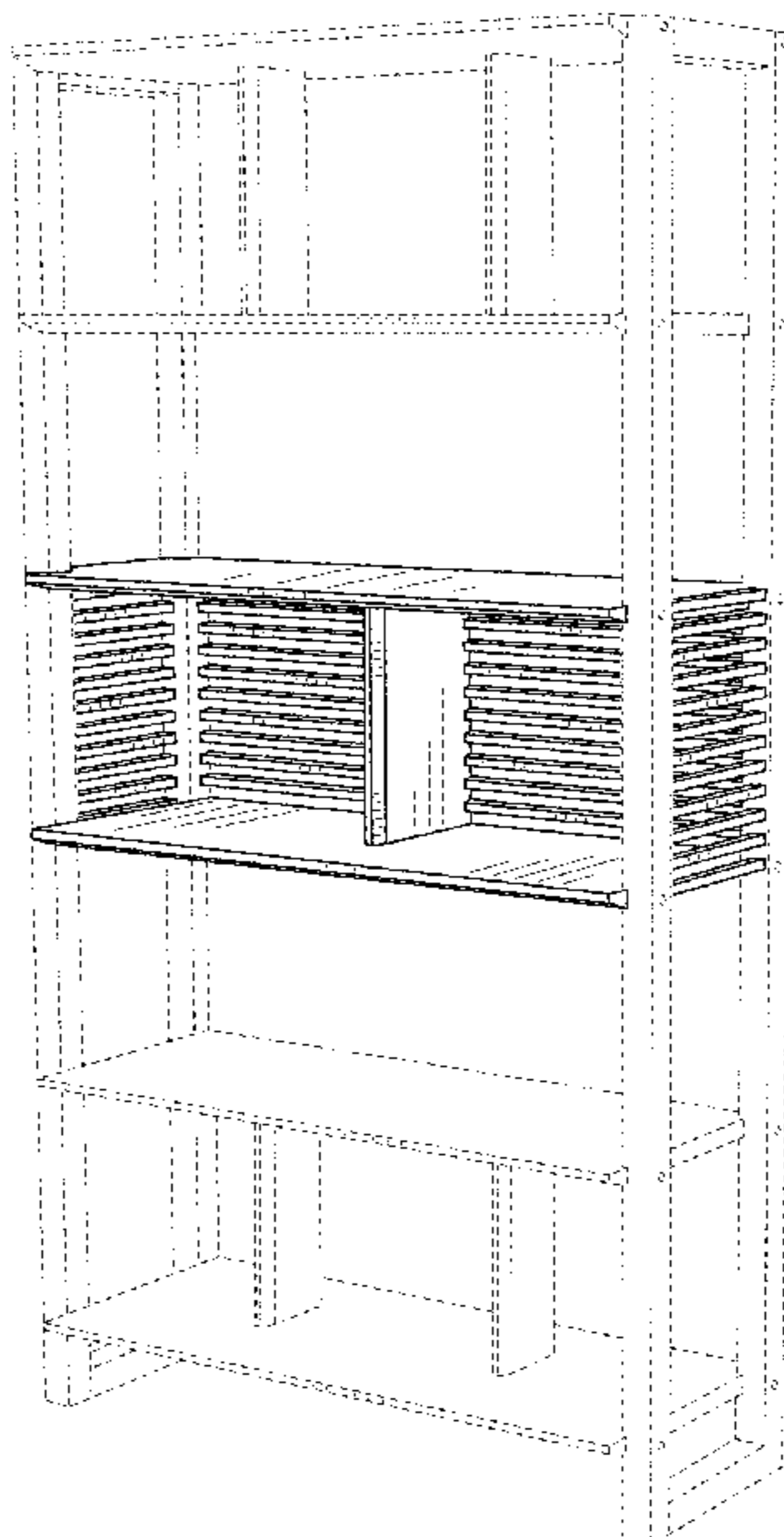
FIG. 1 is a perspective view of a shelf unit showing my new design;  
 FIG. 2 is a front view thereof;  
 FIG. 3 is a back view thereof;  
 FIG. 4 is a right view thereof;  
 FIG. 5 is a left view thereof;  
 FIG. 6 is a top view thereof; and,  
 FIG. 7 is a bottom view thereof.

The broken line showing is included for the purpose of illustrating environmental structure and forms no part of the claimed design.

(56) **References Cited**  
 U.S. PATENT DOCUMENTS

- D249,618 S 9/1978 Oxenhandler
- D253,023 S 10/1979 Denhoff
- D255,194 S 6/1980 Cohen et al.
- D286,115 S 10/1986 Evans
- D297,085 S 8/1988 Gieber
- D479,925 S 9/2003 Hsieh et al.
- D501,738 S 2/2005 Clucas
- D507,129 S 7/2005 Harwanko

**1 Claim, 5 Drawing Sheets**



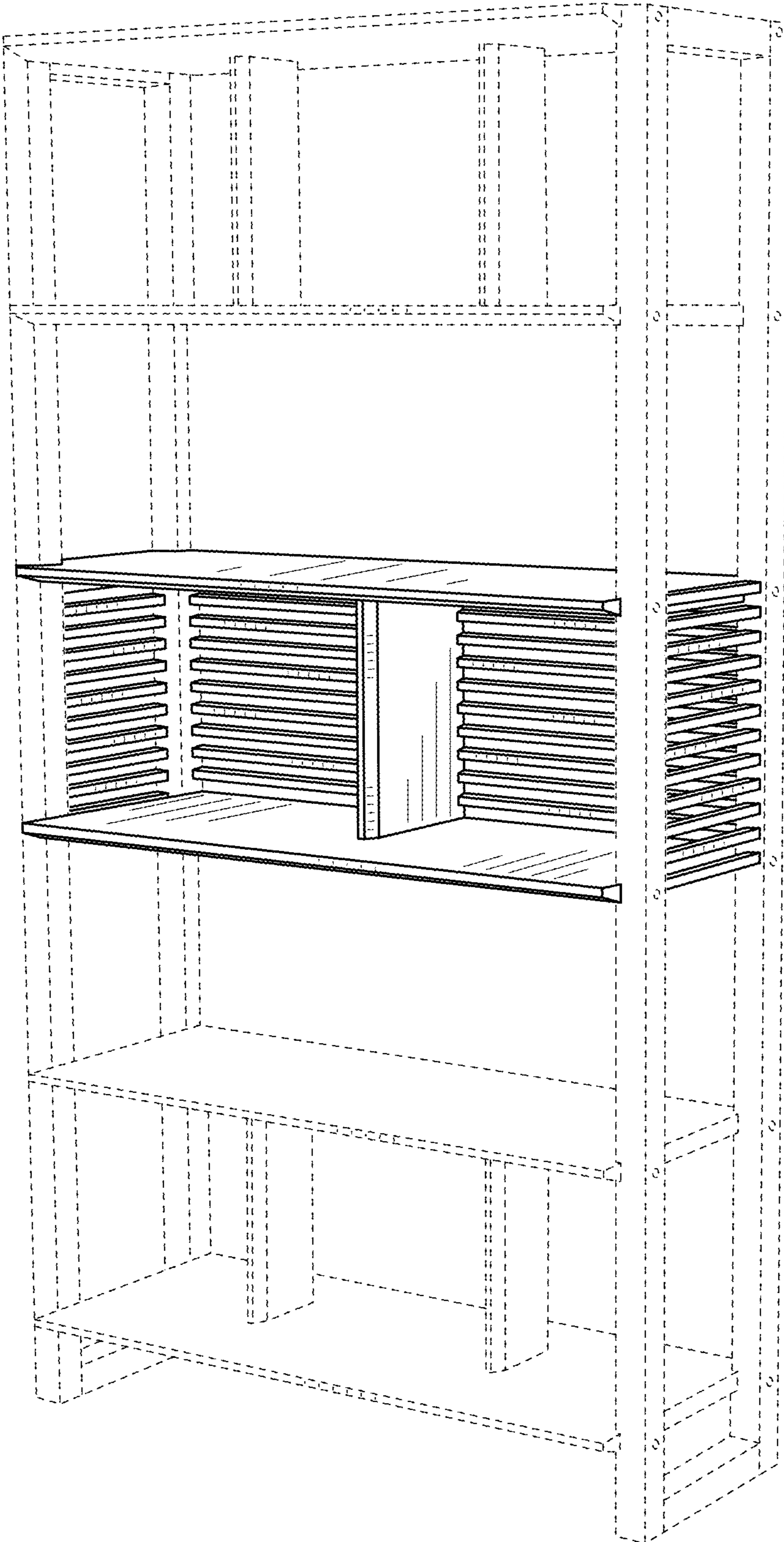


FIG. 1

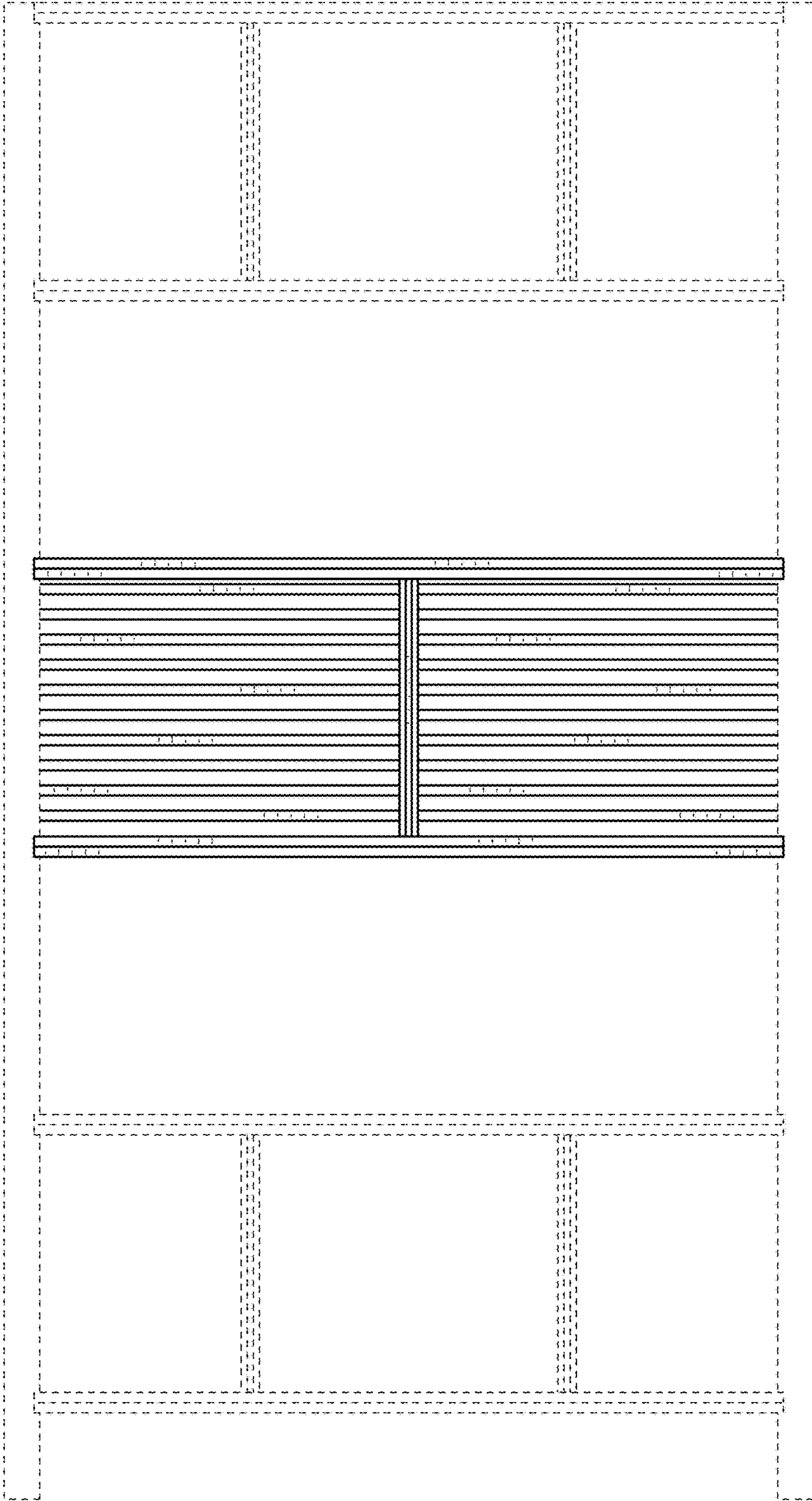


FIG. 2




FIG. 3



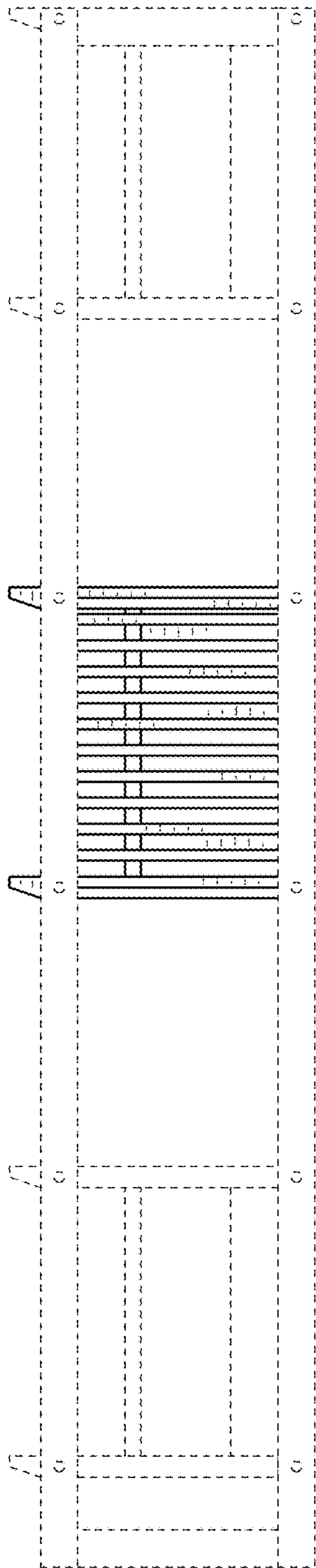


FIG. 4

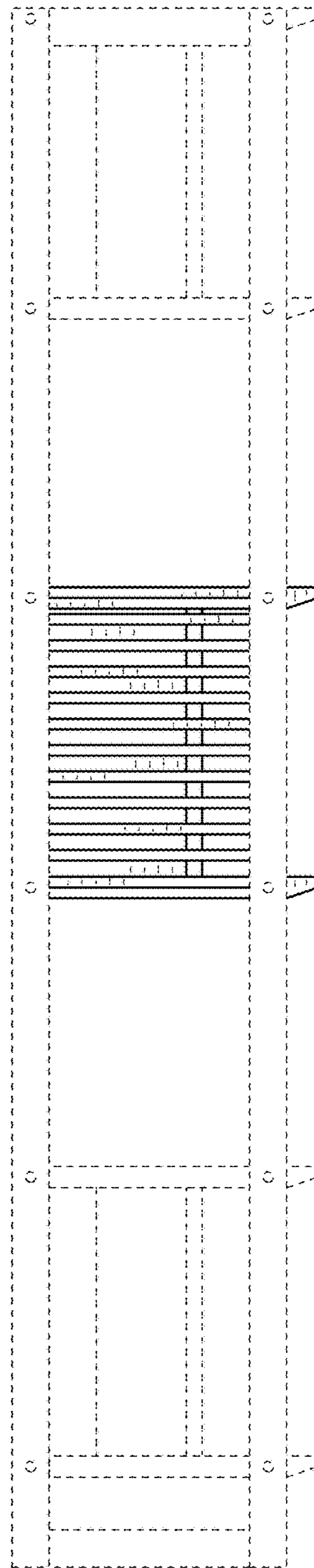


FIG. 5



**FIG. 6**



**FIG. 7**