



US00D789114S

(12) **United States Design Patent** (10) **Patent No.:** **US D789,114 S**
Reed (45) **Date of Patent:** **** *Jun. 13, 2017**

- (54) **SPORTS GEAR ORGANIZER**
- (71) Applicant: **John T Reed**, Tigard, OR (US)
- (72) Inventor: **John T Reed**, Tigard, OR (US)
- (*) Notice: This patent is subject to a terminal disclaimer.
- (**) Term: **15 Years**
- (21) Appl. No.: **29/549,808**
- (22) Filed: **Dec. 28, 2015**
- (51) **LOC (10) Cl.** **06-04**
- (52) **U.S. Cl.**
USPC **D6/553**
- (58) **Field of Classification Search**
USPC D6/553, 512-514, 552, 569, 570, 571;
211/13.1, 70.2, 70.1, 70.5, 70.6, 65;
D8/349, 354, 371, 373, 380; 248/560,
248/121, 175, 200, 302, 304, 309.1, 310,
248/312, 301
CPC A63B 71/0045; A63B 2102/18; B25H 3/04
See application file for complete search history.

- 5,704,495 A * 1/1998 Bale A61B 50/20
211/71.01
- D392,142 S * 3/1998 Weisburn D6/553
- D404,952 S * 2/1999 Bauer D6/552
- 5,890,605 A * 4/1999 Percudani A47B 67/00
211/119.009

(Continued)

OTHER PUBLICATIONS

Amazon.com, Evolution—Lacrosse Multi-Sport Stick Rack & Organizer, Mar. 10, 2015, https://www.amazon.com/Evolution-Lacrosse-Multi-Sport-OrganizerNEW-VERSION/dp/B00FG0TERY/ref=sr_1_1?ie=UTF8&qid=1476356598&sr=8-1&keywords=lacrosse+organizer.*

Primary Examiner — David Muller
Assistant Examiner — Nathan Johnston
(74) *Attorney, Agent, or Firm* — J. Curtis Edmondson;
Law Offices of J. Curtis Edmondson

(57) **CLAIM**

The ornamental design for a sports gear organizer, as shown and described.

DESCRIPTION

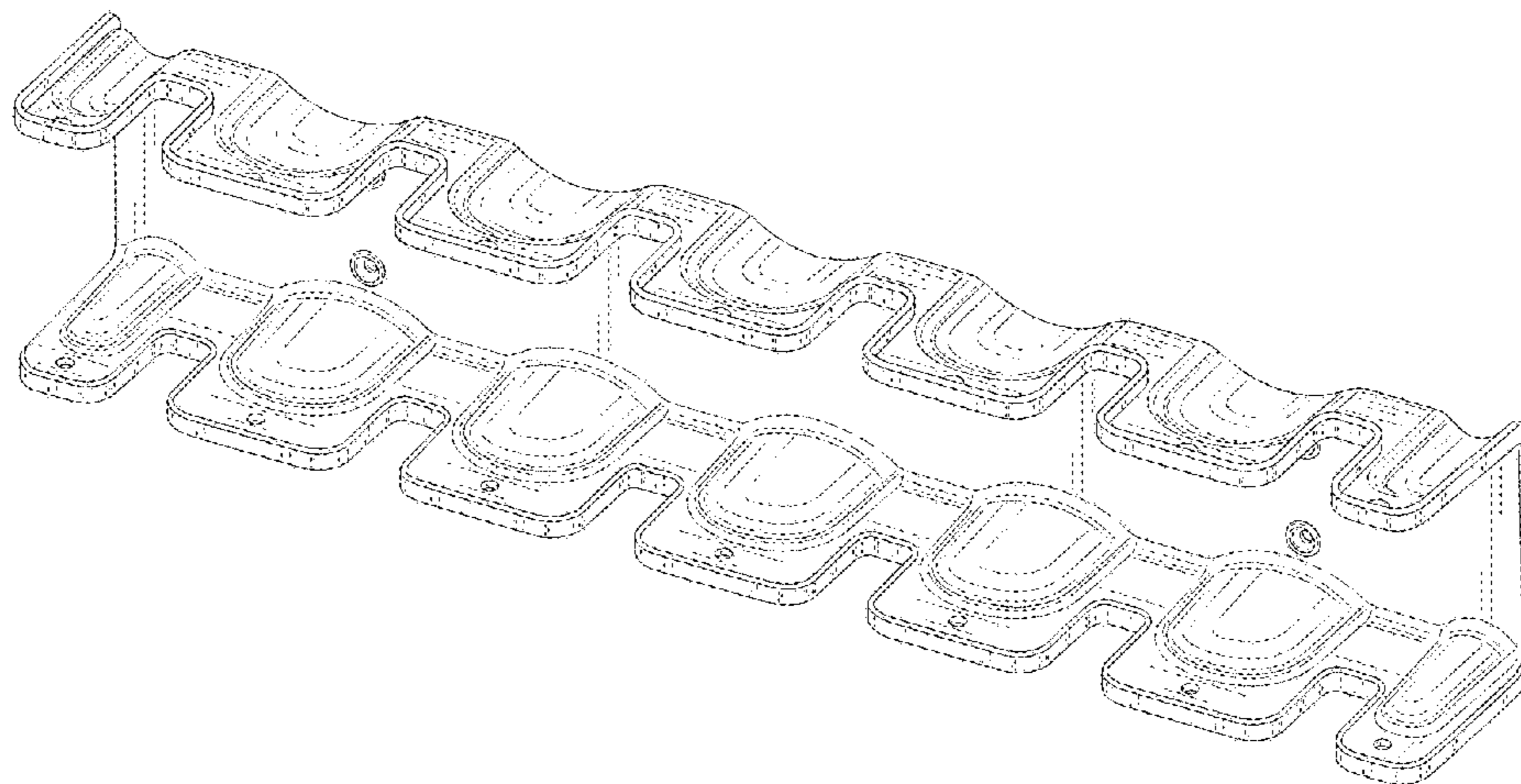
FIG. 1 is a perspective view of a sports gear organizer showing my new design;
FIG. 2 is a close up view thereof;
FIG. 3 is a front side view thereof;
FIG. 4 is a back side view thereof;
FIG. 5 is a left side view thereof, the right side view being a mirror image; and,
FIG. 6 is an isometric view showing environment.
The broken line showing of parts of the drawings is included for the purpose of illustrating use and environment and forms no part of the claimed design.
Throughout the drawings, various views may not be provided, as the components in these views are unornamented or the ornamentation in these views is simply unclaimed.

1 Claim, 6 Drawing Sheets

(56) **References Cited**

U.S. PATENT DOCUMENTS

- 3,349,922 A * 10/1967 Morrison A47G 25/746
211/113
- 4,049,126 A * 9/1977 Halverson A63B 71/0045
211/104
- D252,001 S * 6/1979 Arnold D6/552
- D252,429 S * 7/1979 Morin D6/569
- 4,637,580 A * 1/1987 Idstein B65D 33/1616
248/220.21
- 4,871,074 A * 10/1989 Bryson A45D 20/12
211/26
- D340,607 S * 10/1993 Hubbard D6/567
- D342,440 S * 12/1993 Forsberg D8/373
- D353,294 S * 12/1994 Belokin D6/567
- D372,827 S * 8/1996 Roche D6/567
- 5,669,516 A * 9/1997 Horn B25H 3/06
206/350



(56)

References Cited

U.S. PATENT DOCUMENTS

D414,210 S * 9/1999 Davis D19/85
6,279,760 B1 * 8/2001 Broeski A47B 81/007
206/149
6,481,583 B1 * 11/2002 Black A47F 5/0815
211/70.6
D493,056 S * 7/2004 Shornak D6/552
D524,146 S * 7/2006 Jolson D6/567
D609,516 S * 2/2010 Vining D6/552
D643,658 S * 8/2011 Vining D6/552
D725,406 S * 3/2015 Olszewski D6/567
D731,810 S * 6/2015 Beebe D6/553
2001/0003332 A1 * 6/2001 Ventnor A47K 1/09
211/70.6
2009/0266728 A1 * 10/2009 Turner A61B 17/865
206/363

* cited by examiner

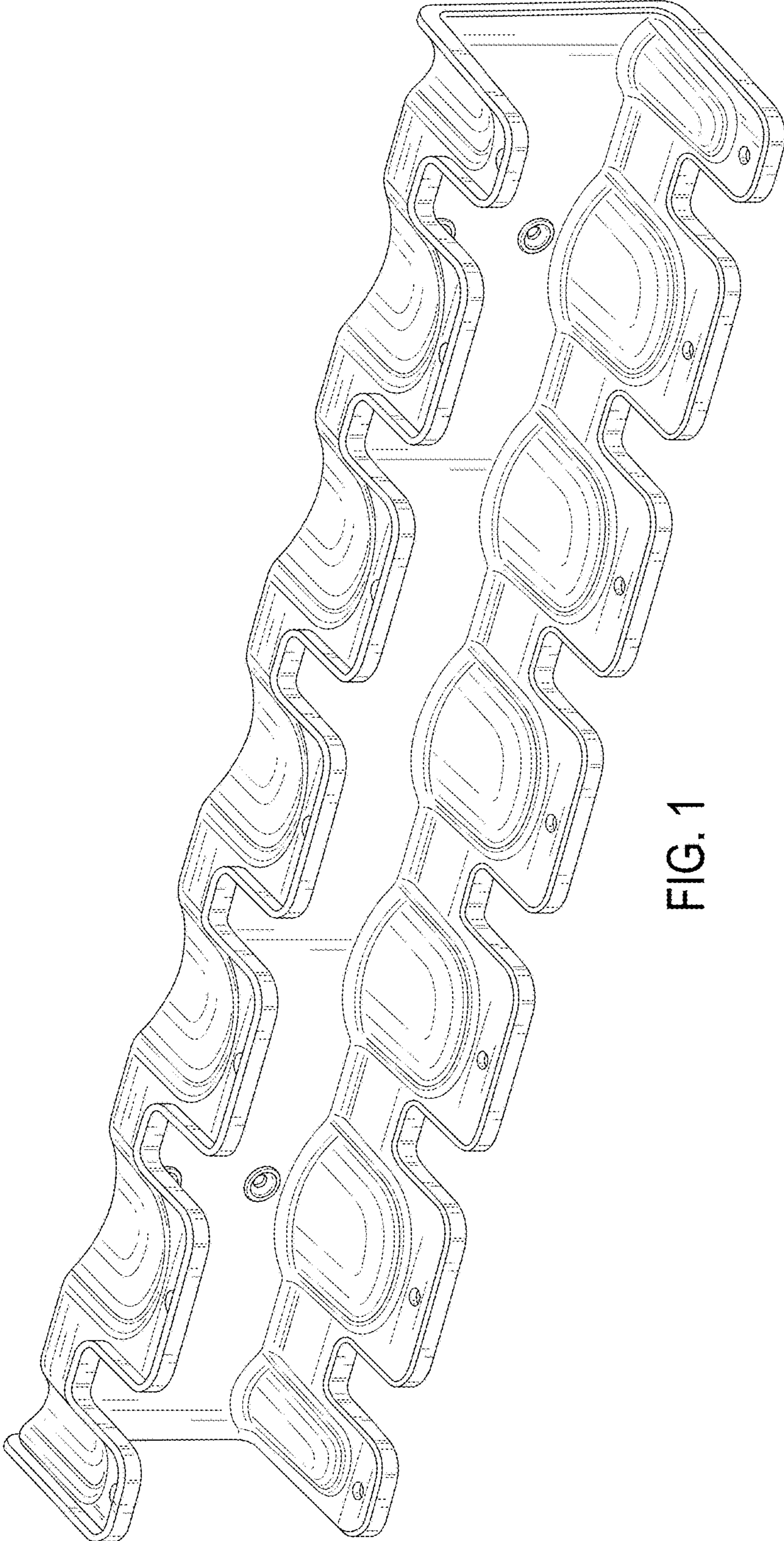


FIG. 1

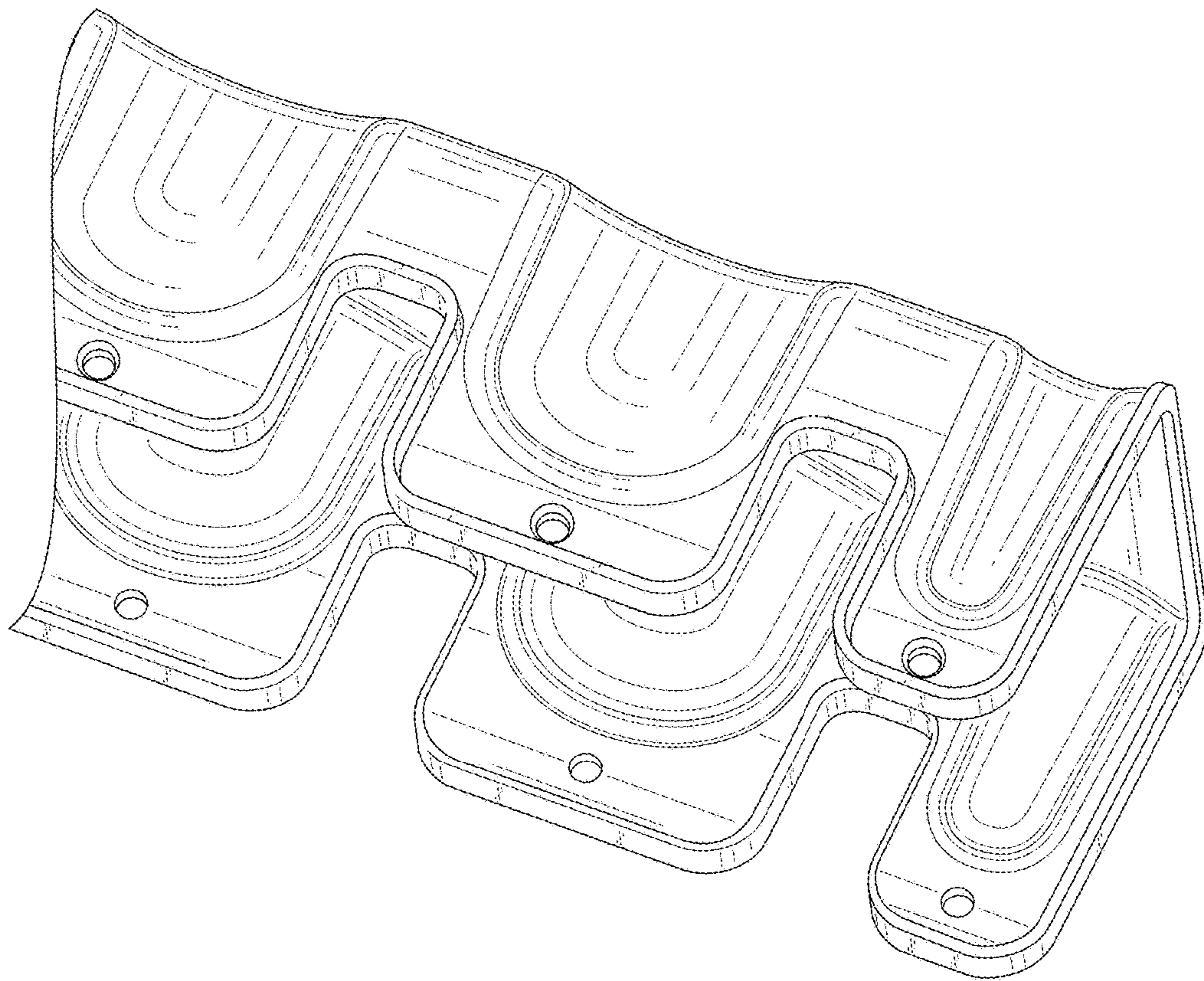


FIG. 2

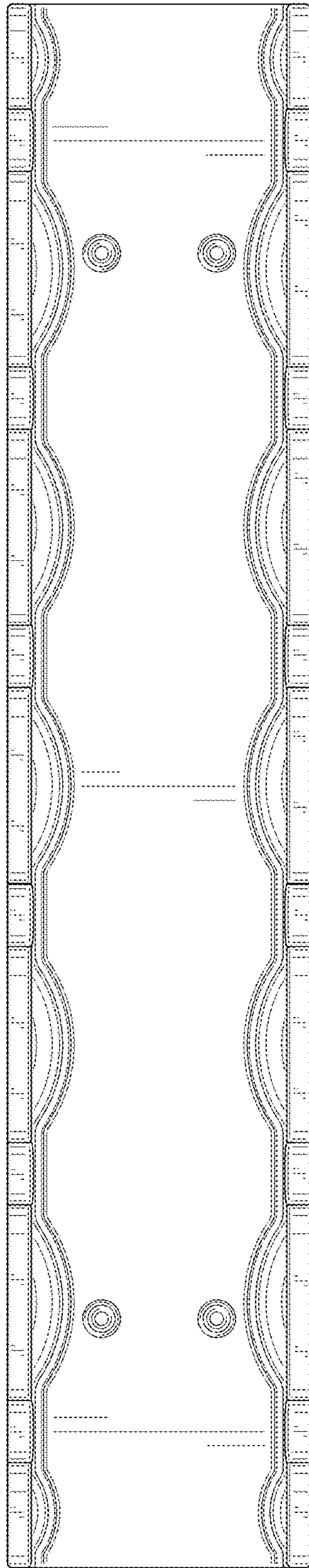


FIG. 3

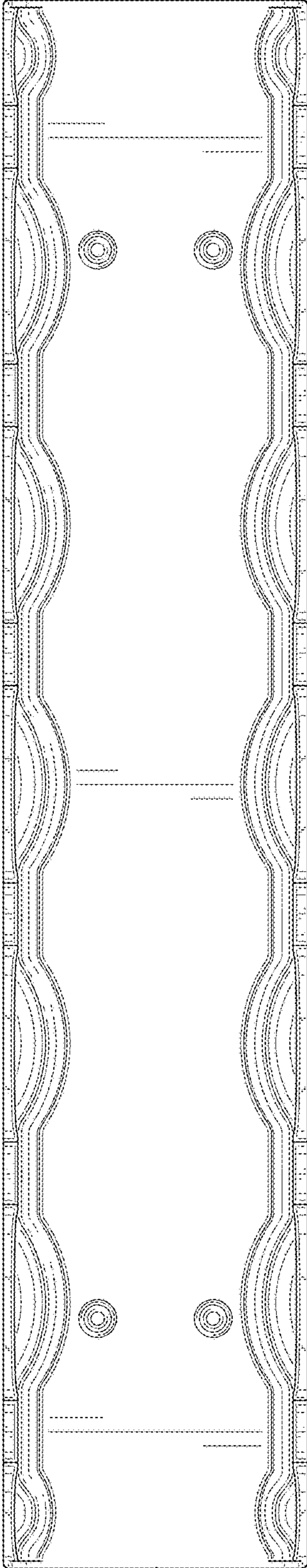


FIG. 4

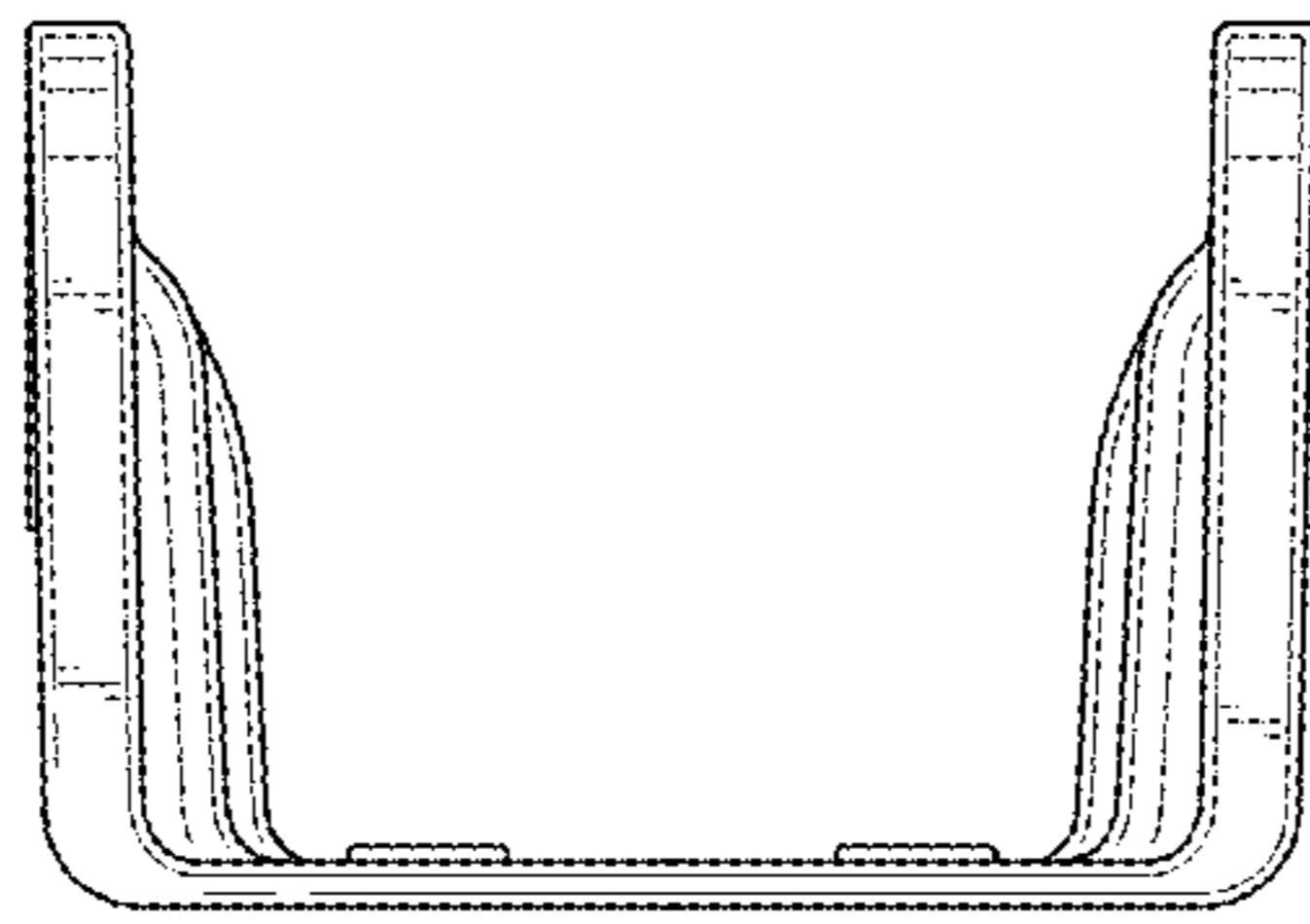


FIG. 5

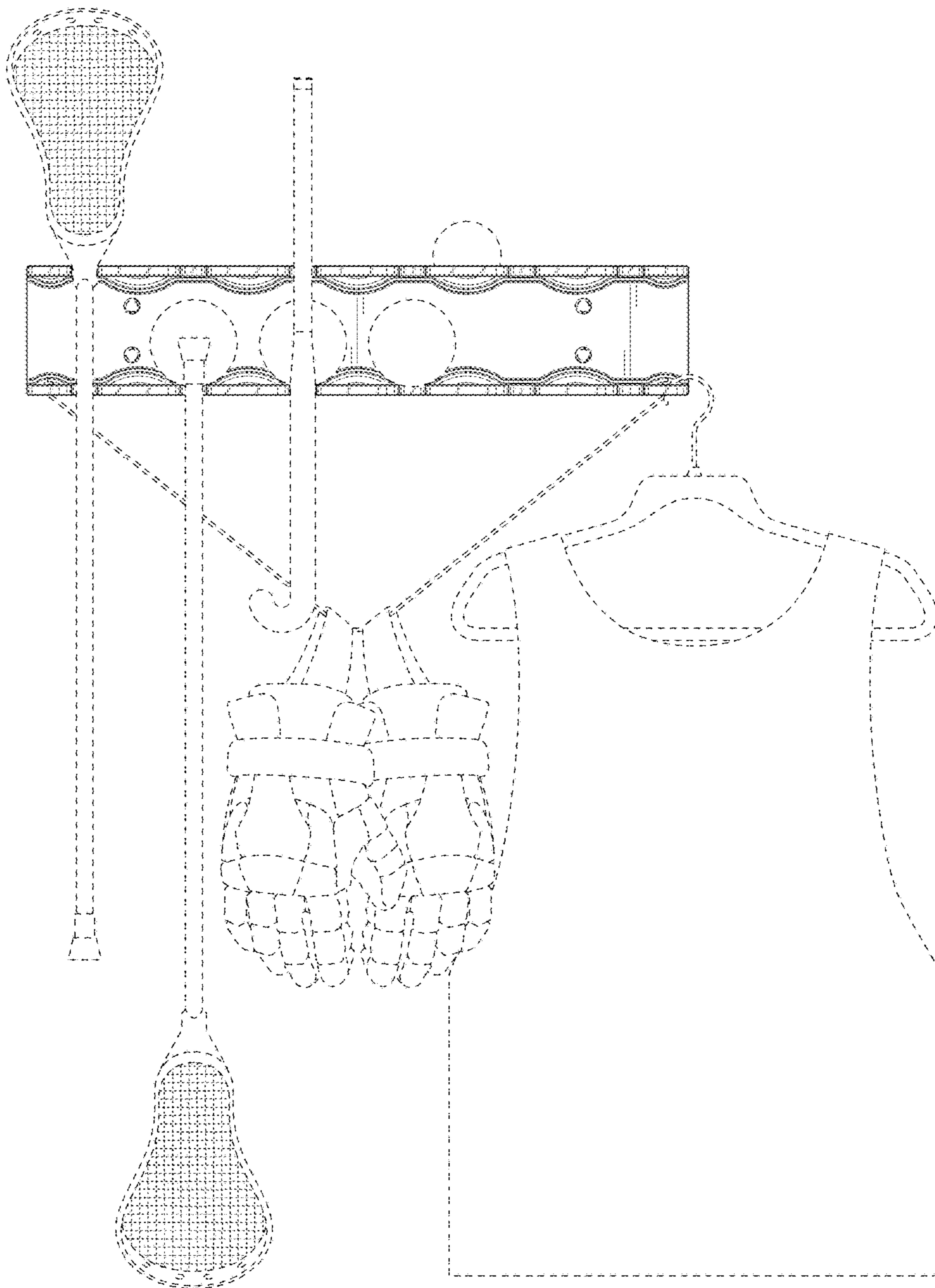


FIG. 6