



US00D789093S

(12) **United States Design Patent** (10) **Patent No.:** **US D789,093 S**  
**Kinskey** (45) **Date of Patent:** **\*\* Jun. 13, 2017**

- (54) **PADDED SHOULDER STRAP**
- (71) Applicant: **L.F. Centennial Ltd.**, Road Town, Tortola (VG)
- (72) Inventor: **Terrence P. Kinskey**, Alpharetta, GA (US)
- (73) Assignee: **L.F. CENTENNIAL LTD.**, Road Town, Tortola (VG)
- (\*\*) Term: **15 Years**
- (21) Appl. No.: **29/558,105**
- (22) Filed: **Mar. 15, 2016**
- (51) **LOC (10) Cl.** ..... **03-01**
- (52) **U.S. Cl.**  
USPC ..... **D3/327**
- (58) **Field of Classification Search**  
USPC ..... D3/327  
CPC ..... A45F 5/10; A45F 3/04; A63B 55/00  
See application file for complete search history.

- D650,589 S \* 12/2011 Overton ..... D3/327
- D711,109 S \* 8/2014 Stegmeyer ..... D3/327
- D766,579 S \* 9/2016 Stegmeyer ..... A45F 3/12  
D3/327
- D772,577 S \* 11/2016 Muchin ..... D3/327

\* cited by examiner

*Primary Examiner* — Holly Baynham

(74) *Attorney, Agent, or Firm* — Duane Morris LLP; J. Rodman Steele, Jr.; Gregory M. Lefkowitz

(57) **CLAIM**

The ornamental design for a padded shoulder strap, as shown and described.

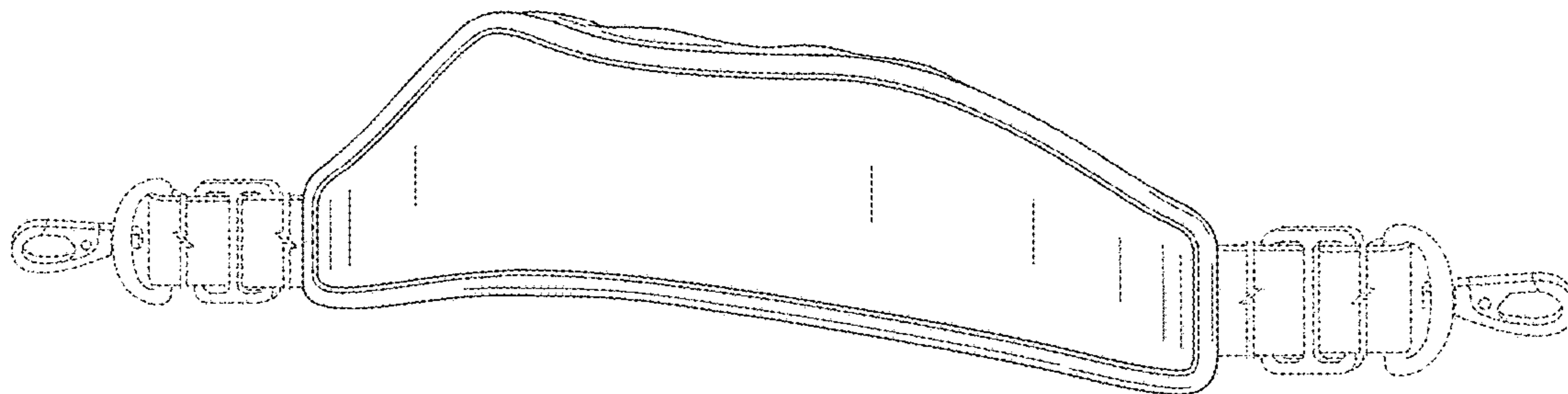
**DESCRIPTION**

FIG. 1 is a front, perspective view in accordance with a new padded shoulder strap design;  
 FIG. 2 is a front view of the design of FIG. 1;  
 FIG. 3 is a back view of the design of FIG. 1;  
 FIG. 4 is a right side view of the design of FIG. 1;  
 FIG. 5 is a left side view of the design of FIG. 1;  
 FIG. 6 is a top view of the design of FIG. 1;  
 FIG. 7 is a bottom view of the design of FIG. 1; and,  
 FIG. 8 is an alternate environment back view of the design of FIG. 1.

The broken lines are included for purposes of illustrating environment and form no part of the claimed design. The portions of the article shown broken away with broken, zig-zag, cut-off lines in FIGS. 1, 2, 3, 6, 7, and 8 indicate that any portion of the article beyond what is shown forms no part of the claimed design.

**1 Claim, 6 Drawing Sheets**

- (56) **References Cited**  
U.S. PATENT DOCUMENTS
- D328,186 S \* 7/1992 Hanke ..... 224/258
- D411,039 S \* 6/1999 Reimers ..... 224/645
- D489,182 S \* 5/2004 Tilby ..... D3/327
- D522,245 S \* 6/2006 Yoshiguchi ..... D3/327
- D570,603 S \* 6/2008 Wu ..... D3/327
- D623,861 S \* 9/2010 Kope ..... F16M 11/041  
D3/327



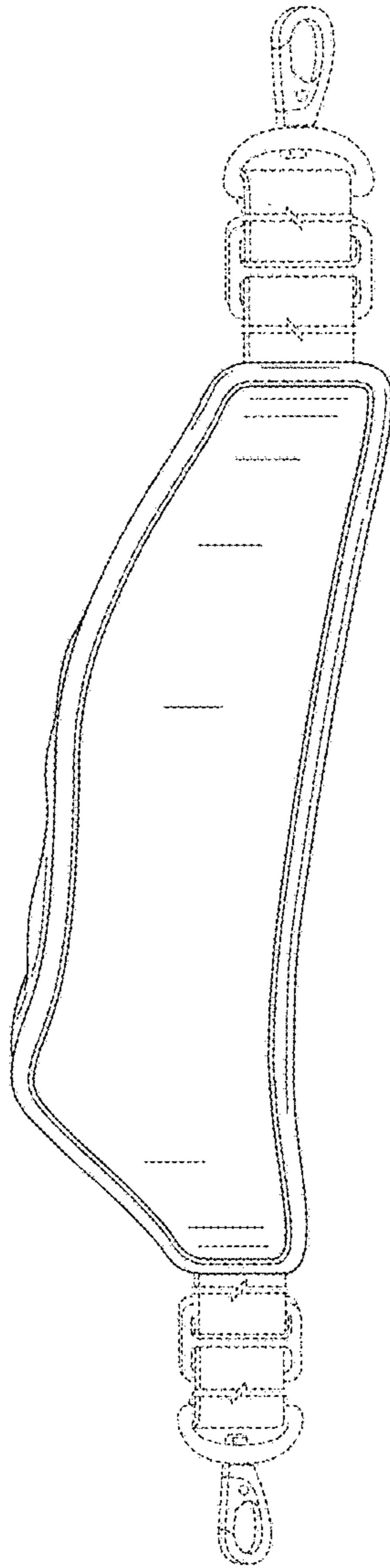


FIG. 1

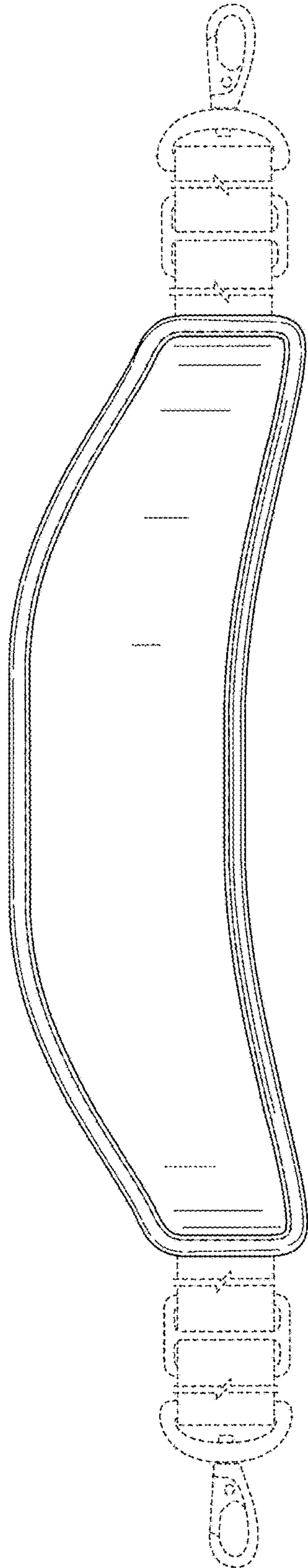


FIG. 2

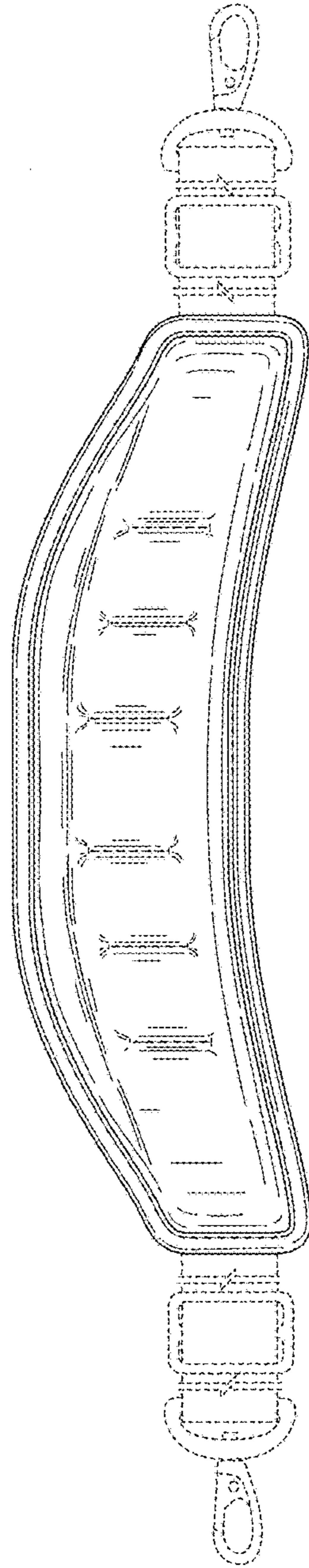
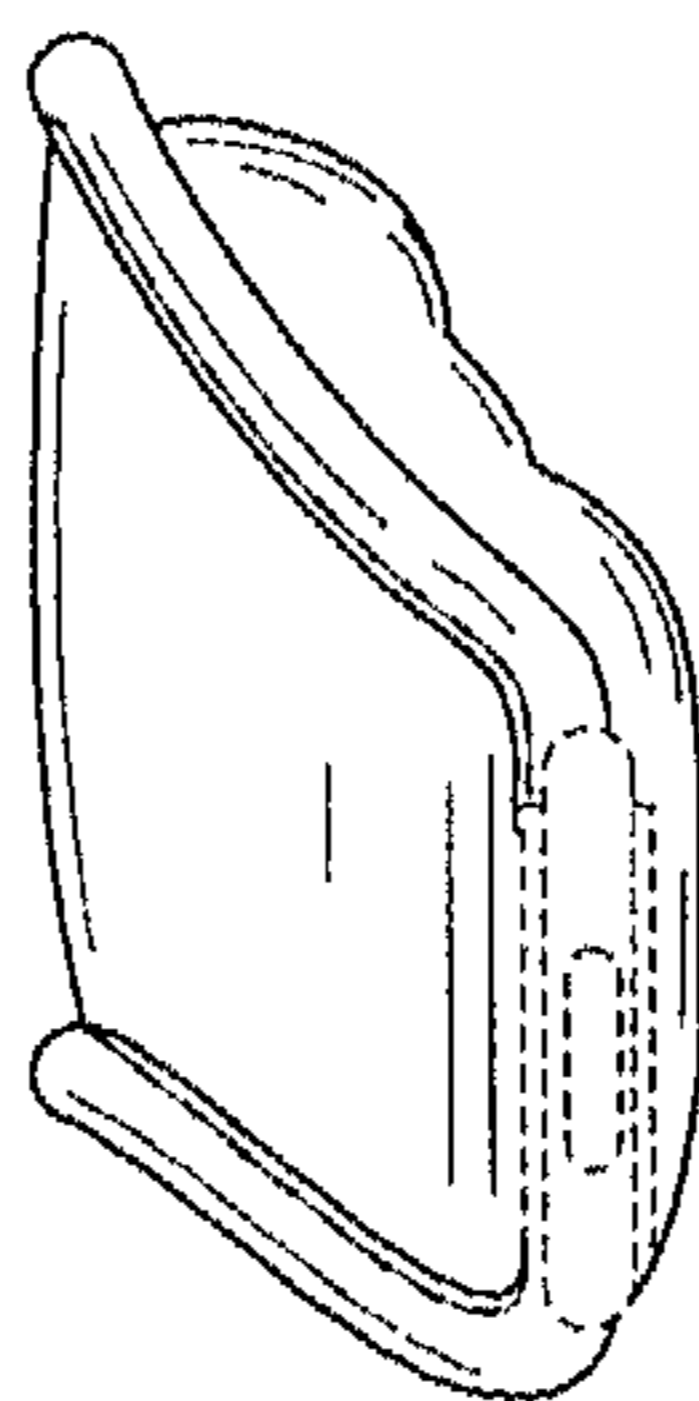
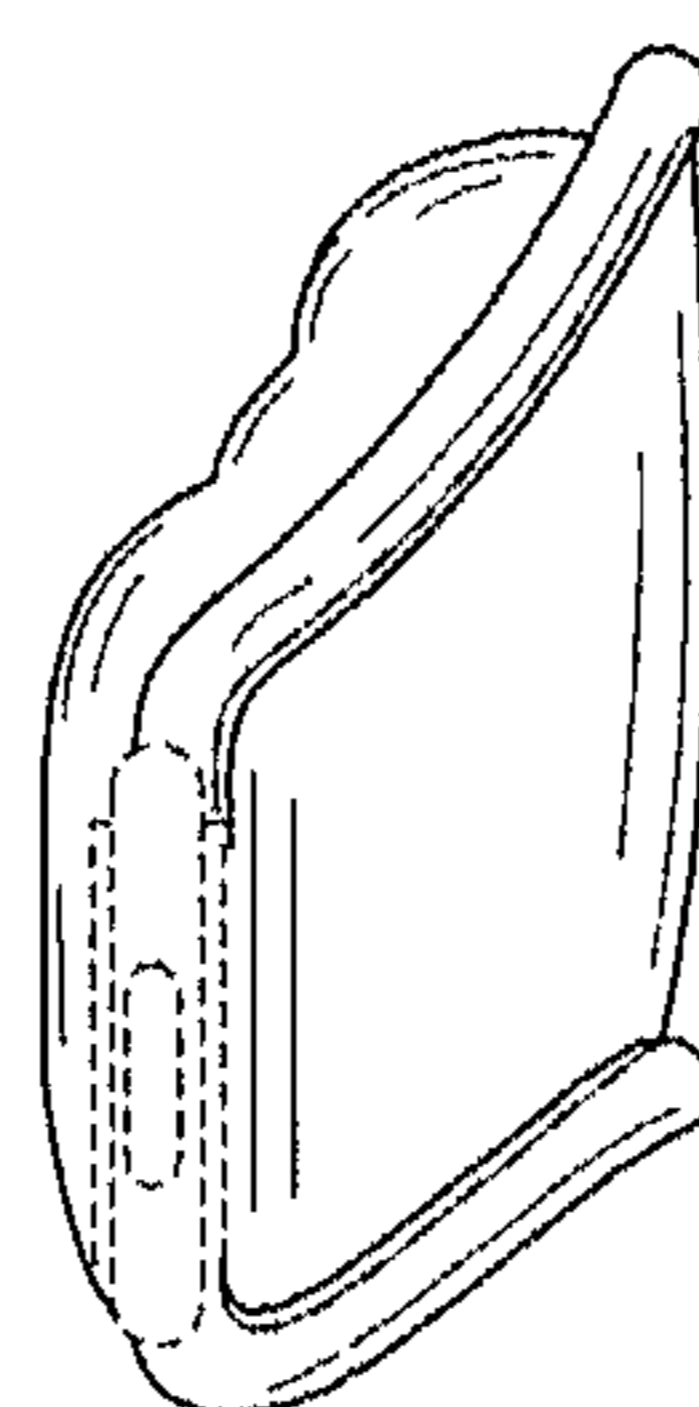


FIG. 3



**FIG. 4**



**FIG. 5**



FIG. 6

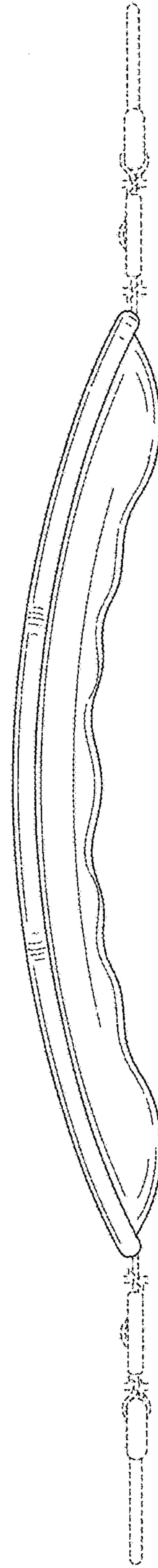


FIG. 7

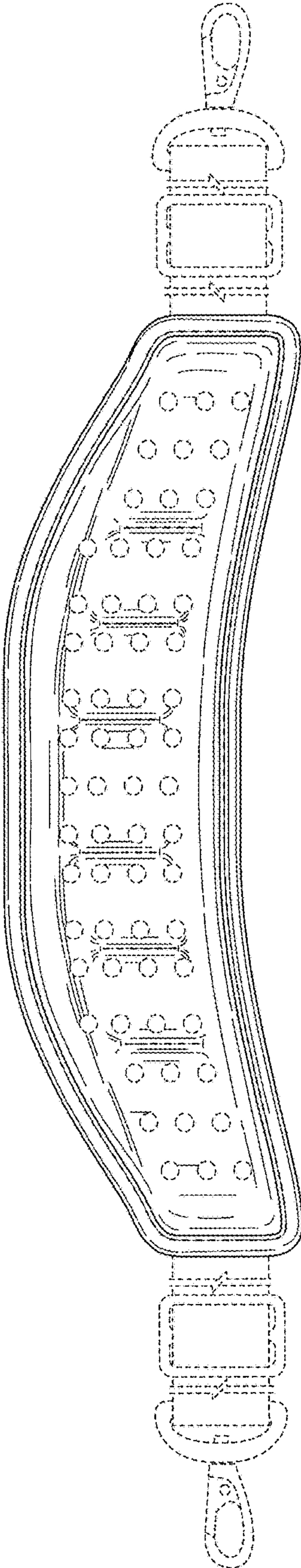


FIG. 8