



US00D789089S

(12) **United States Design Patent**  
**Duvigneau**

(10) **Patent No.:** **US D789,089 S**  
(45) **Date of Patent:** **\*\* Jun. 13, 2017**

(54) **BASKET**

(71) Applicant: **CURVER Luxembourg Sarl,**  
Neidercorn (LU)

(72) Inventor: **Nikolai Duvigneau, Zichron Yaacov**  
(IL)

(73) Assignee: **CURVER Luxembourg Sarl,**  
Neidercorn (LU)

(\*\*) Term: **15 Years**

(21) Appl. No.: **29/564,557**

(22) Filed: **May 13, 2016**

(30) **Foreign Application Priority Data**

Nov. 16, 2015 (IL) ..... 57644

(51) **LOC (10) Cl.** ..... **03-01**

(52) **U.S. Cl.**  
USPC ..... **D3/306**

(58) **Field of Classification Search**  
USPC ..... D3/304-315; D6/512, 525, 672, 675;  
D32/37

CPC ... B65D 1/00; B65D 5/46072; B65D 81/3813  
See application file for complete search history.

(56) **References Cited**

**U.S. PATENT DOCUMENTS**

D233,207 S \* 10/1974 Molzen ..... D32/37  
D264,040 S \* 4/1982 Kunze ..... D32/37  
D326,550 S \* 5/1992 Waterman ..... D3/304  
D504,017 S \* 4/2005 Zimmerman ..... D3/309

(Continued)

*Primary Examiner* — Kelley Donnelly

(74) *Attorney, Agent, or Firm* — Roberts Mlotkowski  
Safran Cole & Calderon, P.C.; Susanne M. Hopkins

(57) **CLAIM**

The ornamental design for a basket, as shown and described.

**DESCRIPTION**

The patent or application file contains at least one drawing executed in color. Copies of this patent or patent application publication with color drawing(s) will be provided by the Office upon request and payment of the necessary fee.

FIG. 1 is a top perspective view of a basket, showing the first embodiment of a new design;

FIG. 2 is a bottom perspective view of the basket shown in FIG. 1;

FIG. 3 is a front view of the basket shown in FIG. 1; rear view being identical;

FIG. 4 is a side view of the basket shown in FIG. 1; other side view being identical;

FIG. 5 is a top view of the basket shown in FIG. 1;

FIG. 6 is a top perspective view of a basket, showing the second embodiment of a new design;

FIG. 7 is a bottom perspective view of the basket shown in FIG. 6;

FIG. 8 is a front view of the basket shown in FIG. 6; rear view being identical;

FIG. 9 is a side view of the basket shown in FIG. 6; other side view being identical;

FIG. 10 is a top view of the basket shown in FIG. 6;

FIG. 11 is a top perspective view of a basket, showing the third embodiment of a new design;

FIG. 12 is a bottom perspective view of the basket shown in FIG. 11;


FIG. 13 is a front view of the basket shown in FIG. 11; rear view being identical;

FIG. 14 is a side view of the basket shown in FIG. 11; other side view being identical; and,

FIG. 15 is a top view of the basket shown in FIG. 11.

The broken lines illustrate portions of the basket that form no part of the claimed design.

**1 Claim, 15 Drawing Sheets**  
**(15 of 15 Drawing Sheet(s) Filed in Color)**



(56)

**References Cited**

U.S. PATENT DOCUMENTS

D546,511 S *	7/2007	Luster .....	D32/37
D550,912 S *	9/2007	Kempske .....	D32/37
D643,584 S *	8/2011	Duvigneau .....	D32/37
D643,585 S *	8/2011	Duvigneau .....	D32/37
D673,369 S *	1/2013	Post .....	D3/306
D719,733 S *	12/2014	Liu .....	D3/306
D728,939 S *	5/2015	Suomela .....	D3/304
D759,976 S *	6/2016	Hardy .....	D3/306

\* cited by examiner




FIG. 1




FIG. 2




FIG. 3

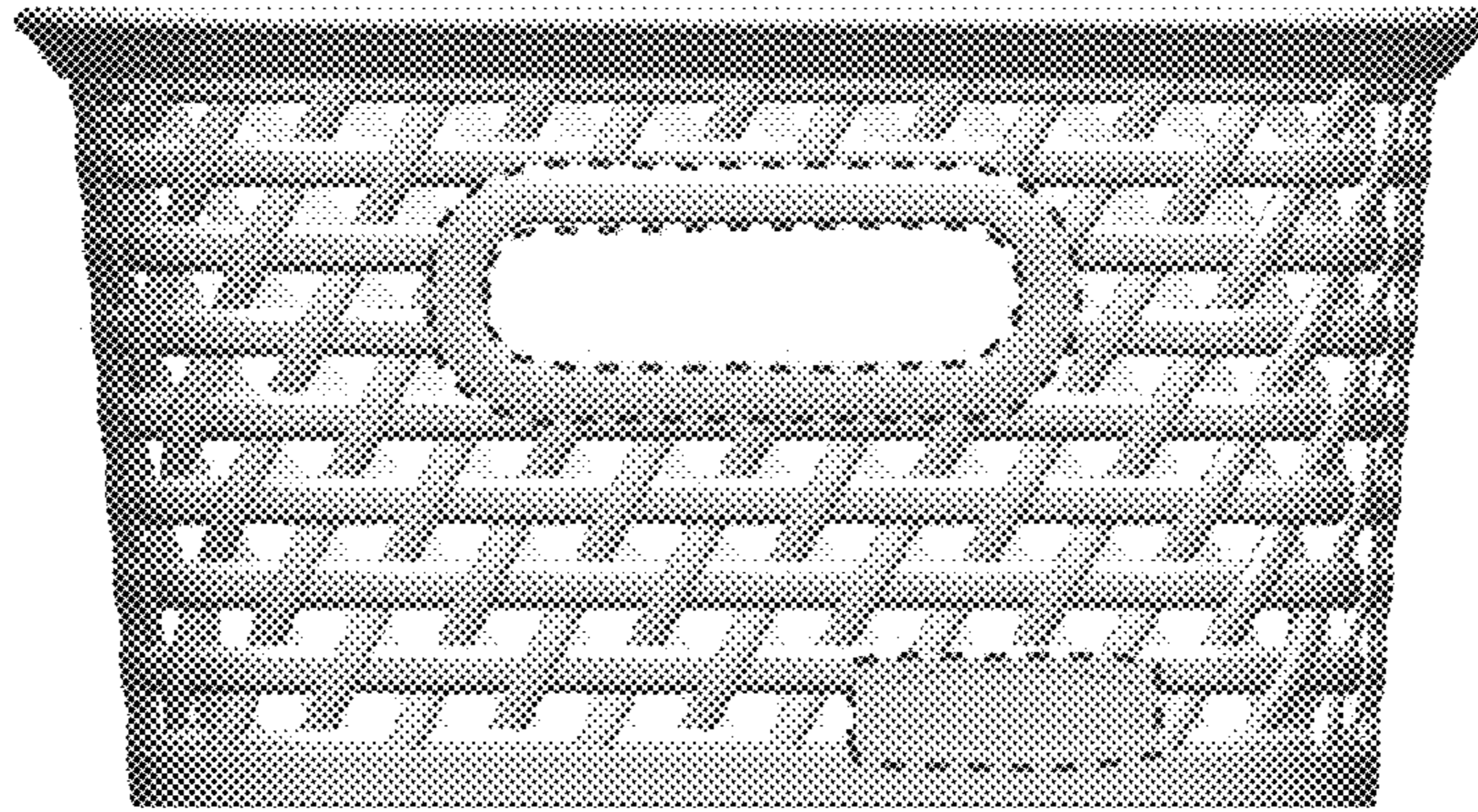


FIG. 4




FIG. 5



FIG. 6






FIG. 7




FIG. 8

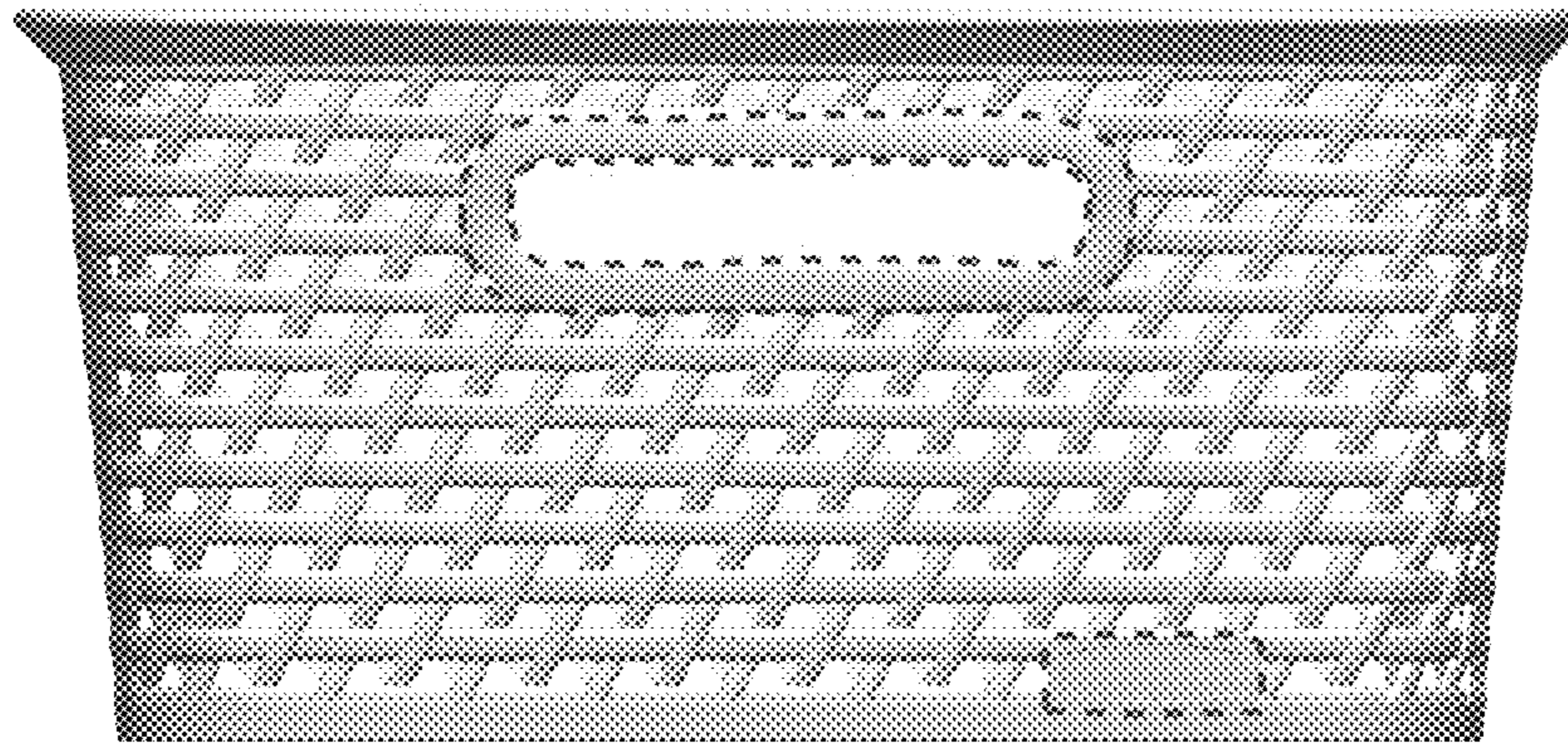


FIG. 9




FIG. 10



FIG. 11




FIG. 12




FIG. 13




FIG. 14






FIG. 15