



US00D789072S

(12) **United States Design Patent** (10) **Patent No.:** **US D789,072 S**
Petrie (45) **Date of Patent:** **** Jun. 13, 2017**

(54) **SHOE UPPER**

(71) Applicant: **NIKE, Inc.**, Beaverton, OR (US)

(72) Inventor: **Jason G. Petrie**, Portland, OR (US)

(73) Assignee: **NIKE, Inc.**, Beaverton, OR (US)

(**) Term: **15 Years**

D612,587 S 3/2010 Wang
D613,933 S 4/2010 Chang
D616,189 S 5/2010 MacIntyre
D616,190 S 5/2010 MacIntyre
D671,730 S 12/2012 Shaffer
D672,130 S 12/2012 Shaffer
D672,131 S 12/2012 Shaffer
D672,132 S 12/2012 Shaffer
D710,585 S 8/2014 Ho et al.
D746,578 S * 1/2016 Chang D2/973

(21) Appl. No.: **29/548,231**

(22) Filed: **Dec. 11, 2015**

(51) **LOC (10) Cl.** **02-99**

(52) **U.S. Cl.**
USPC **D2/973**

(58) **Field of Classification Search**
USPC D2/902, 906-908, 944, 946, 969,
D2/972-974

CPC ... A43B 13/181; A43B 13/141; A43B 13/186;
A43B 13/188; A43B 23/00; A43B 23/02;
A43B 5/00; A43B 23/26; A43B 1/04;
A43B 11/14; A43B 7/00; A43C 1/00;
A43C 11/00

See application file for complete search history.

(56) **References Cited**

U.S. PATENT DOCUMENTS

D273,340 S 4/1984 Gamm
D350,013 S * 8/1994 Gitelman D2/902
D351,276 S * 10/1994 Gitelman D2/973
D386,295 S 11/1997 Lozano
D405,601 S 2/1999 Zebe, Jr.
D474,007 S 5/2003 Akhidime
D516,796 S 3/2006 Delgorgue et al.
D523,231 S 6/2006 Petrie
D527,886 S 9/2006 Morris
D527,889 S 9/2006 Petrie
D529,269 S 10/2006 Belley et al.
D539,024 S 3/2007 Belley et al.
D547,043 S * 7/2007 Matis D2/969
D579,646 S 11/2008 Andersen et al.
D586,109 S 2/2009 Andersen et al.

OTHER PUBLICATIONS

Nike Footwear Catalog, 1995 Fall Footwear, p. 40, published Nov. 1994, NIKE, Inc., USA.
Nike Footwear Catalog, 1996 Holiday Footwear, p. 29, published Mar. 1996, NIKE, Inc., USA.
Nike Footwear Catalog, 2013 Holiday Mens Performance Footwear, p. 43, published Feb. 2013, NIKE, Inc., USA.

* cited by examiner

Primary Examiner — Dominic Simone
(74) *Attorney, Agent, or Firm* — Banner & Witcoff, Ltd.

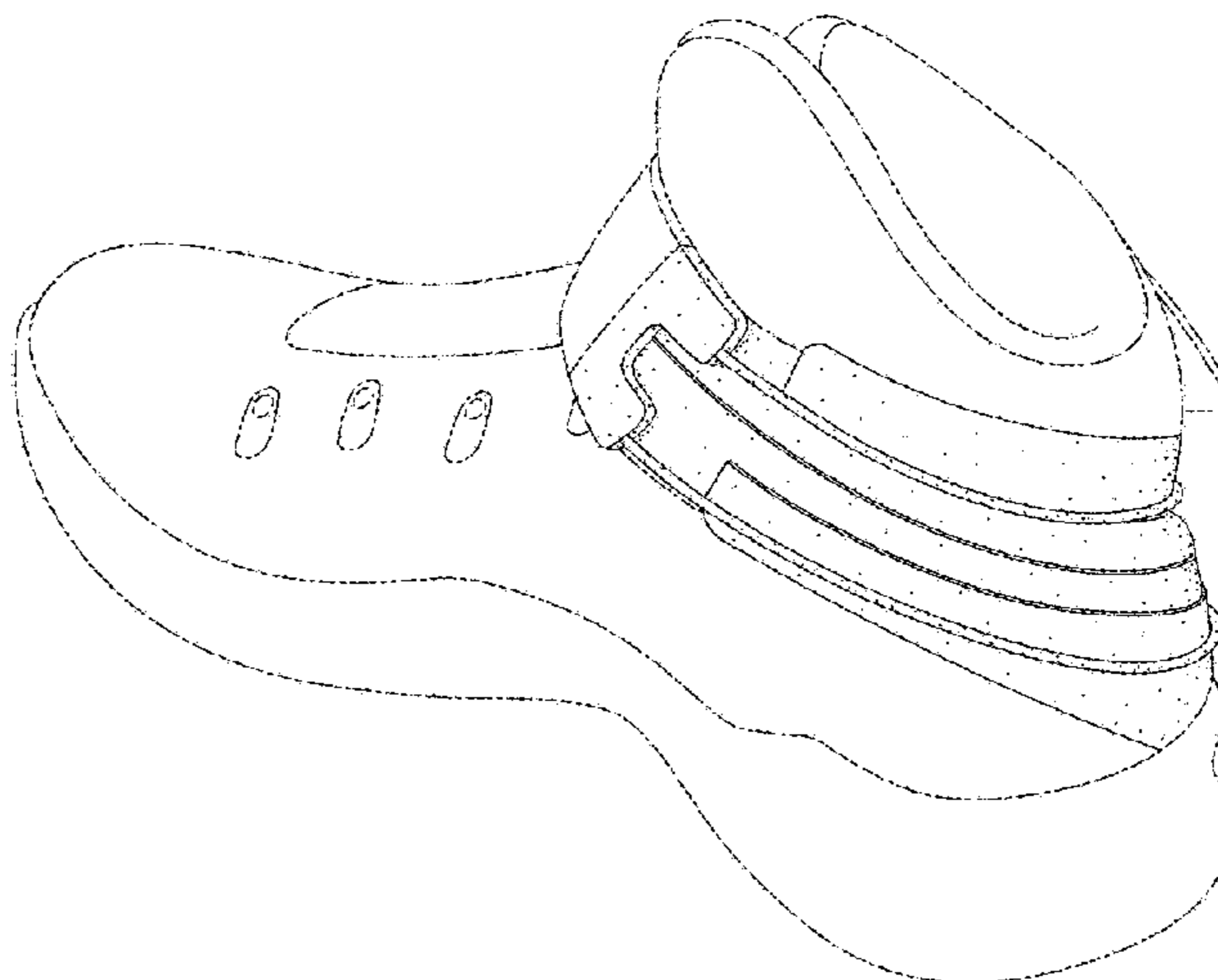
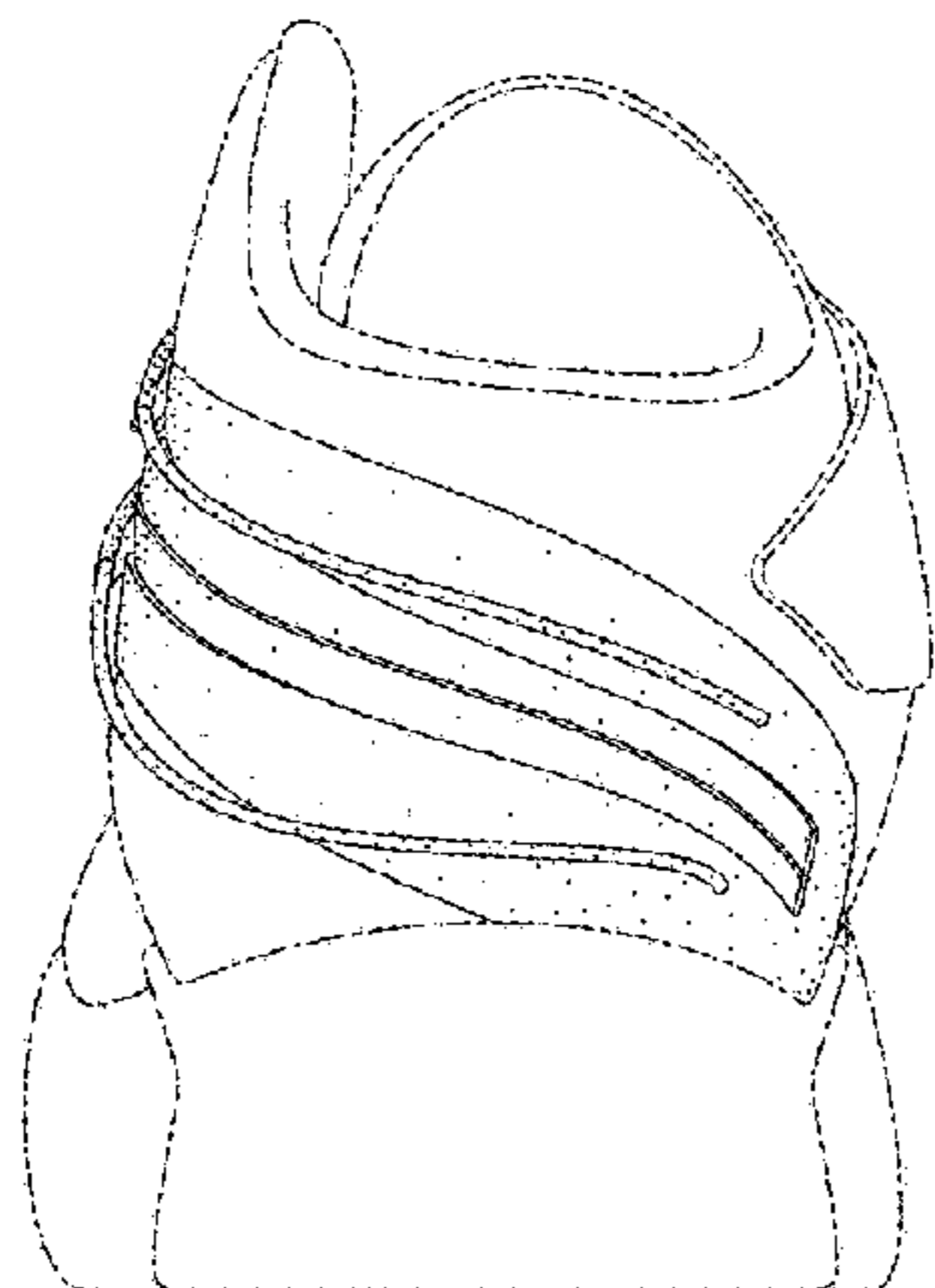
(57) **CLAIM**

The ornamental design for a shoe upper, as shown and described.

DESCRIPTION

FIG. 1 is a first rear perspective view of a shoe upper showing my new design;
FIG. 2 is a side view thereof;
FIG. 3 is a second side view thereof;
FIG. 4 is a heel view thereof; and,
FIG. 5 is a second rear perspective view thereof.
The broken lines immediately adjacent to the shaded area represent unclaimed boundaries of the design. The broken lines showing the remainder of the shoe are for environmental purposes only and form no part of the claimed design.

1 Claim, 5 Drawing Sheets



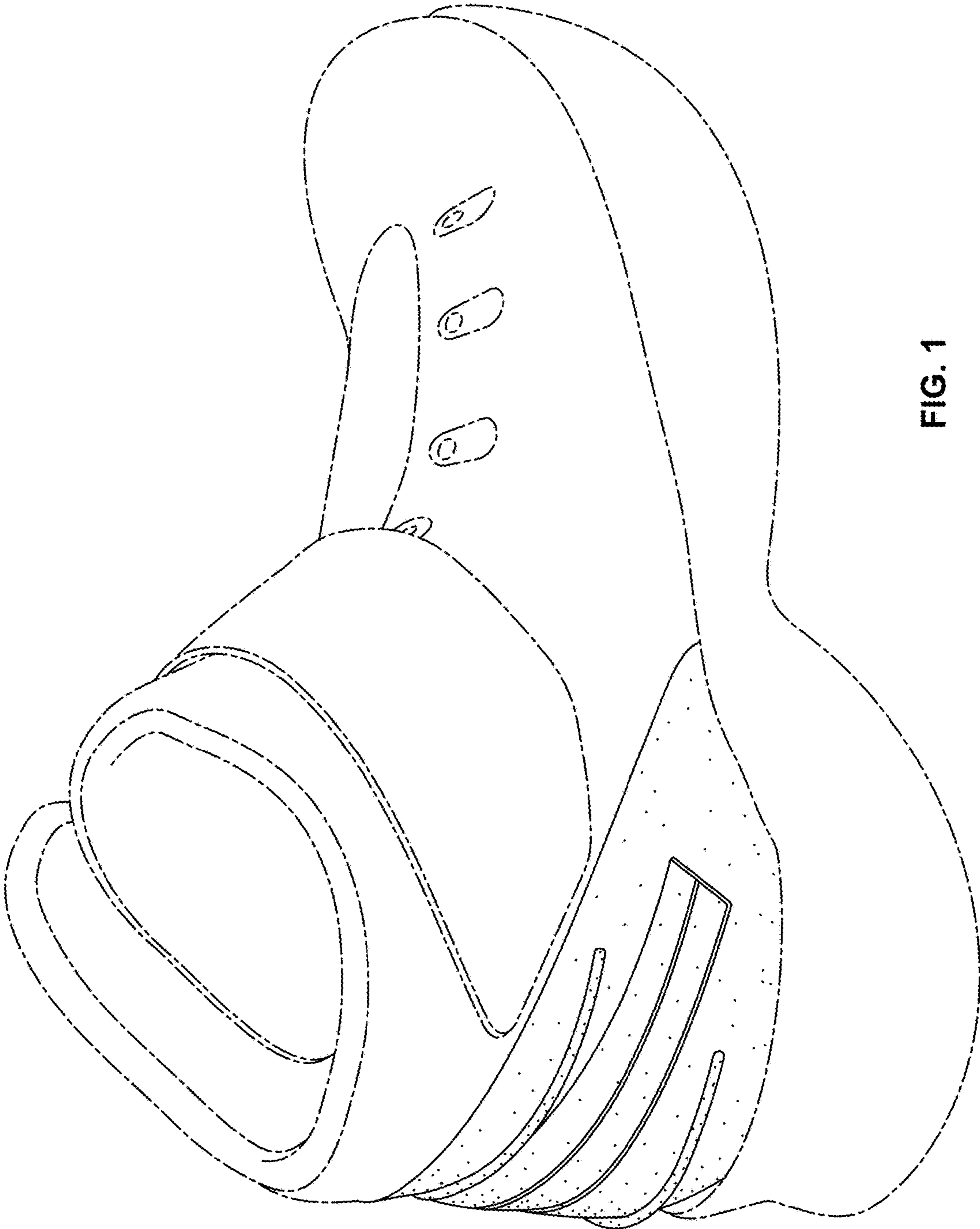


FIG. 1

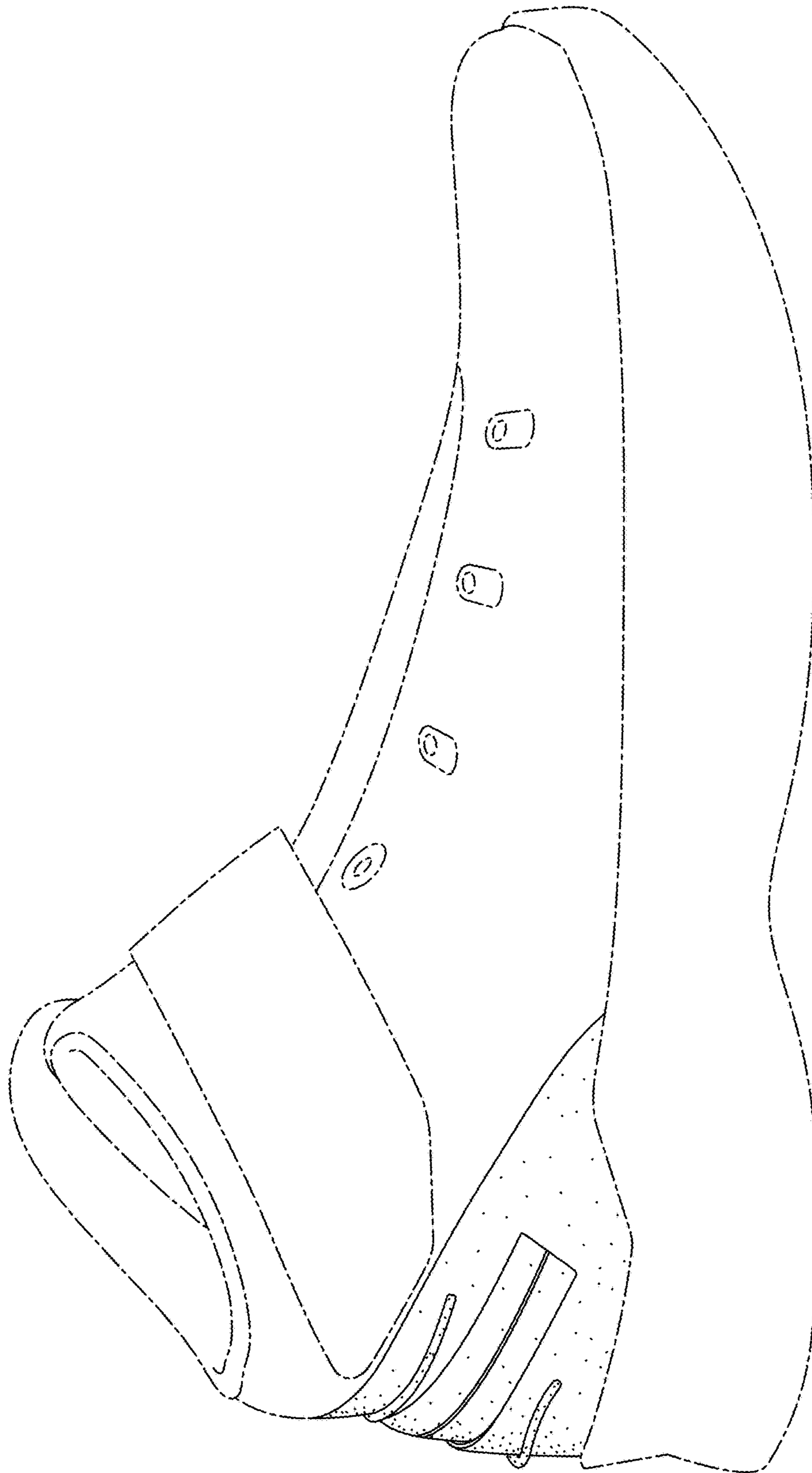


FIG. 2

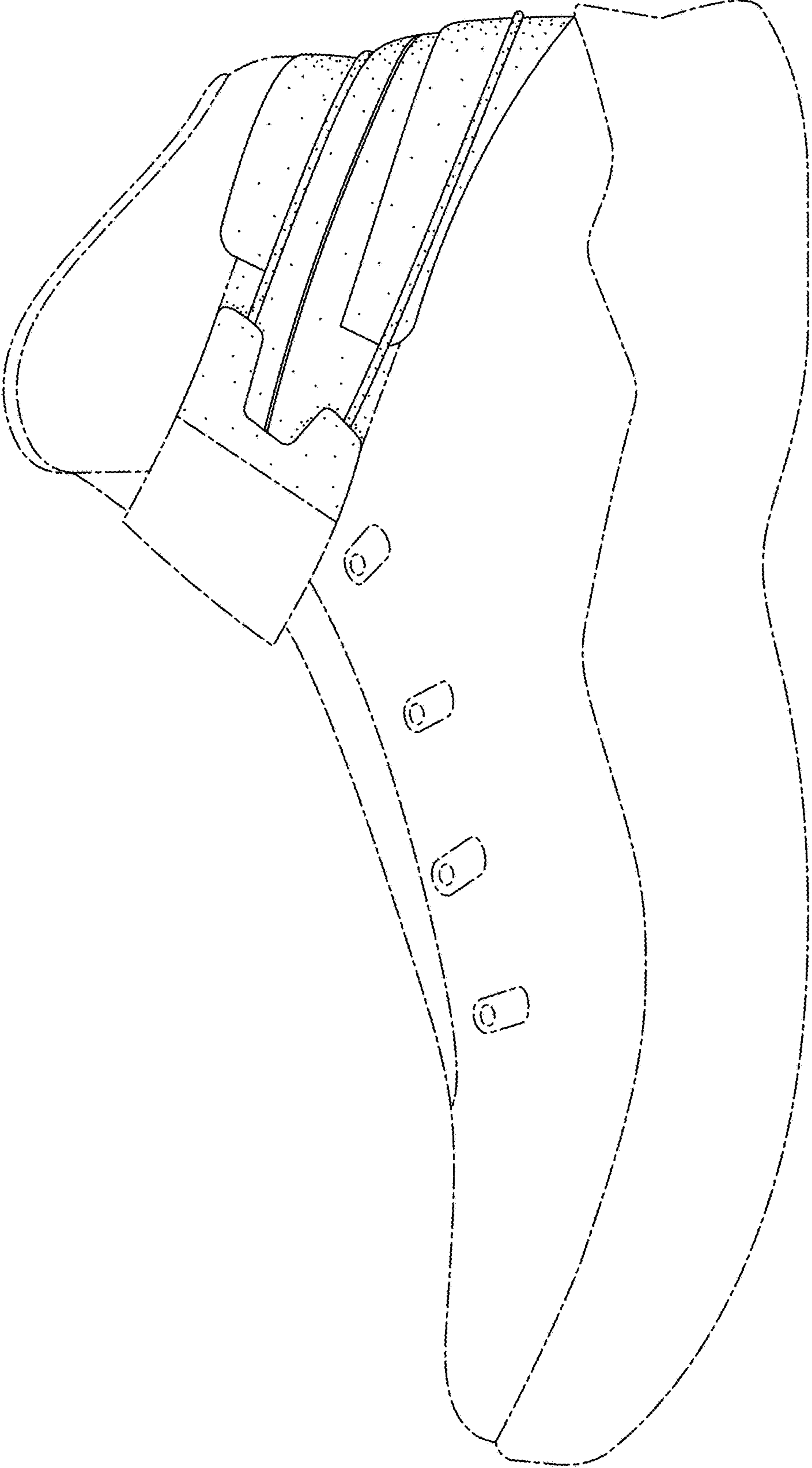


FIG. 3

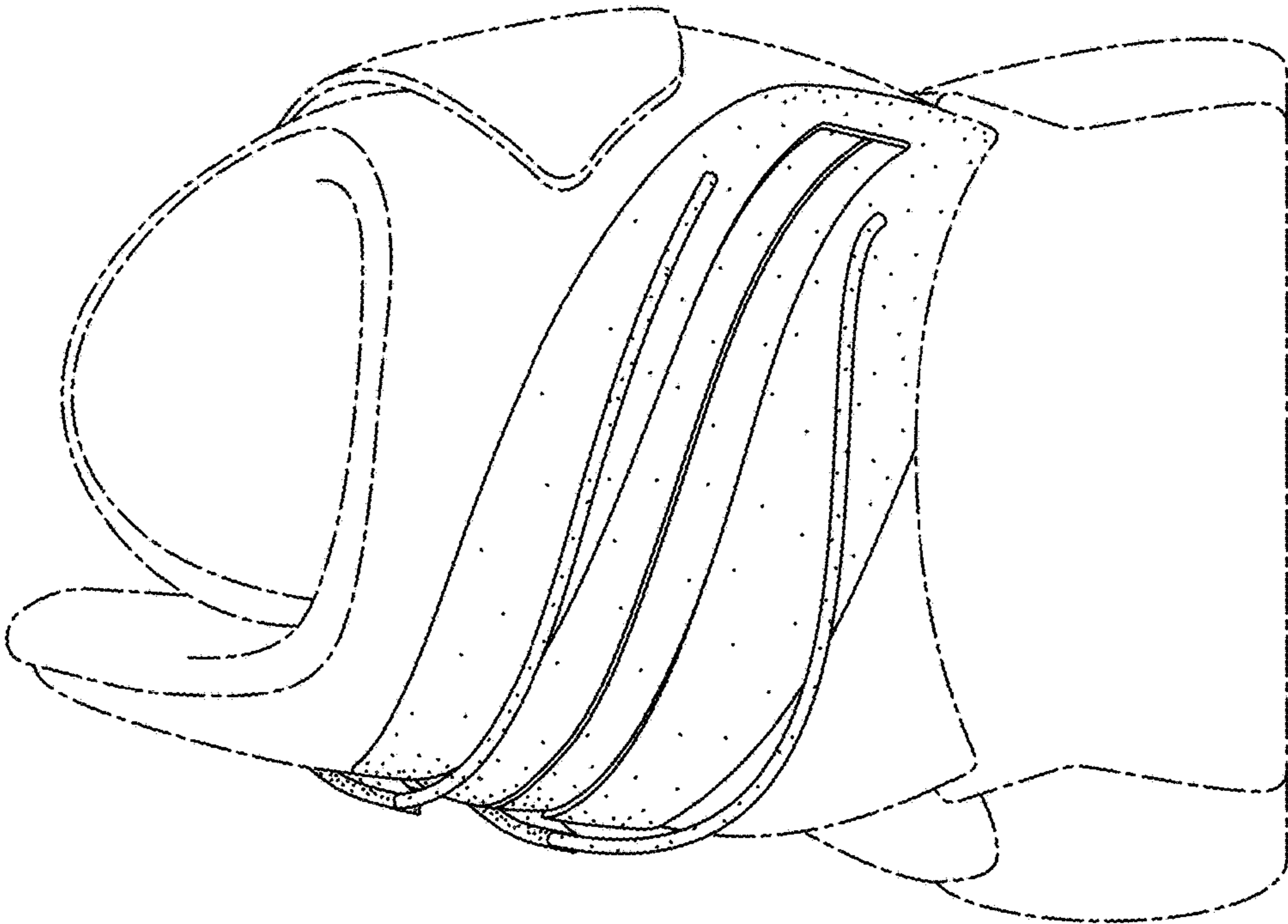


FIG. 4

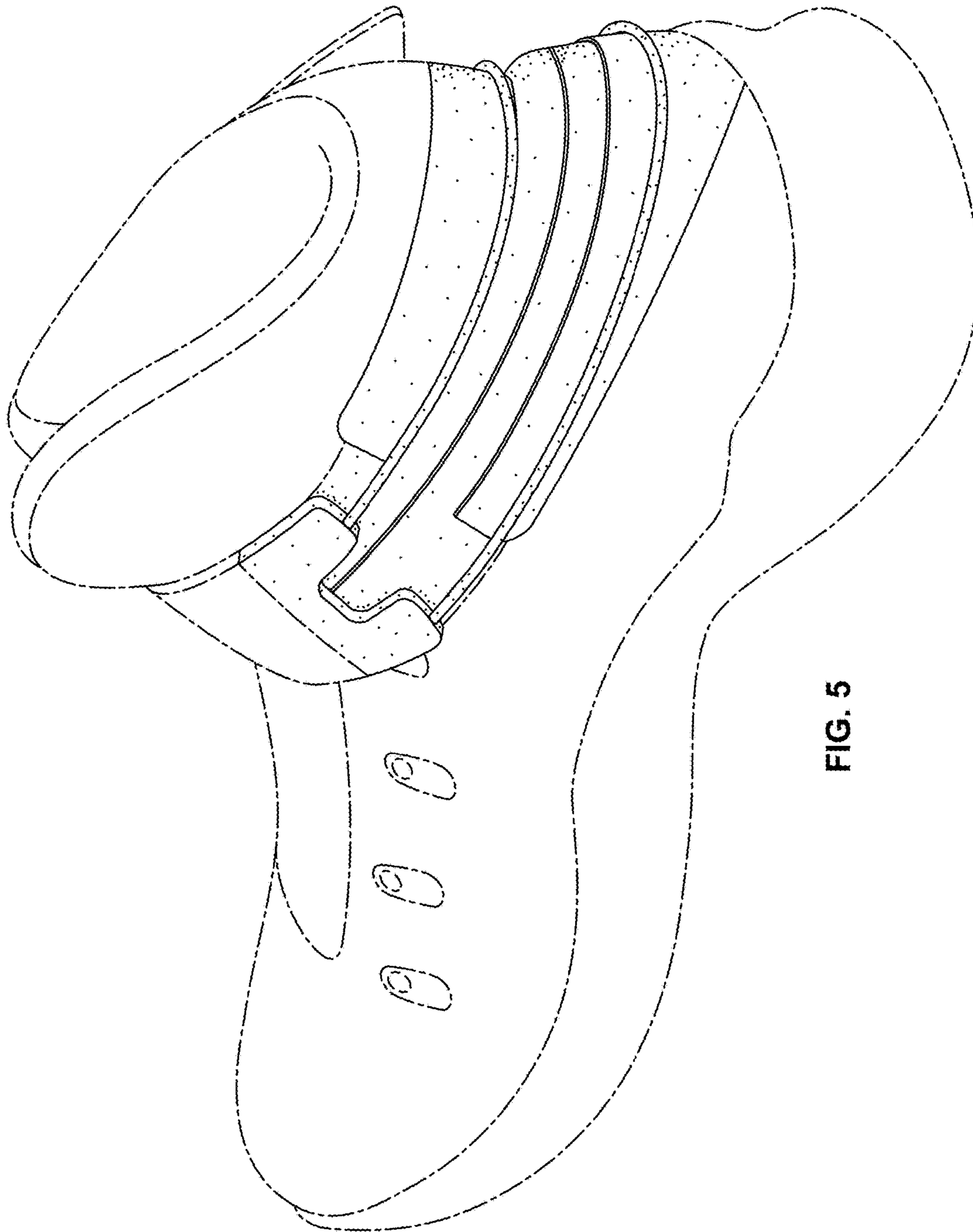


FIG. 5