



US00D789067S

(12) **United States Design Patent**
Ngene

(10) **Patent No.:** **US D789,067 S**
(45) **Date of Patent:** **** Jun. 13, 2017**

(54) **SHOE UPPER**

D692,222 S * 10/2013 Young D2/972
D696,847 S * 1/2014 McCullagh D2/972
D731,162 S 6/2015 Cin

(71) Applicant: **NIKE, Inc.**, Beaverton, OR (US)

* cited by examiner

(72) Inventor: **David Ngene**, Beaverton, OR (US)

Primary Examiner — Holly Baynham

(73) Assignee: **NIKE, Inc.**, Beaverton, OR (US)

Assistant Examiner — Rashida C Walshon

(**) Term: **15 Years**

(74) *Attorney, Agent, or Firm* — Banner & Witcoff, Ltd.

(21) Appl. No.: **29/554,763**

(57) **CLAIM**

(22) Filed: **Feb. 15, 2016**

The ornamental design for a shoe upper, as shown and described.

(51) **LOC (10) Cl.** **02-04**

(52) **U.S. Cl.**

USPC **D2/972**

(58) **Field of Classification Search**

USPC D2/896, 898, 900, 902–908, 923, 969,
D2/972–974

CPC A43B 5/00; A43B 5/02; A43B 23/00

See application file for complete search history.

DESCRIPTION

FIG. 1 is a front perspective view of a shoe upper showing my new design;

FIG. 2 is a side view thereof; and,

FIG. 3 is a rear perspective view thereof.

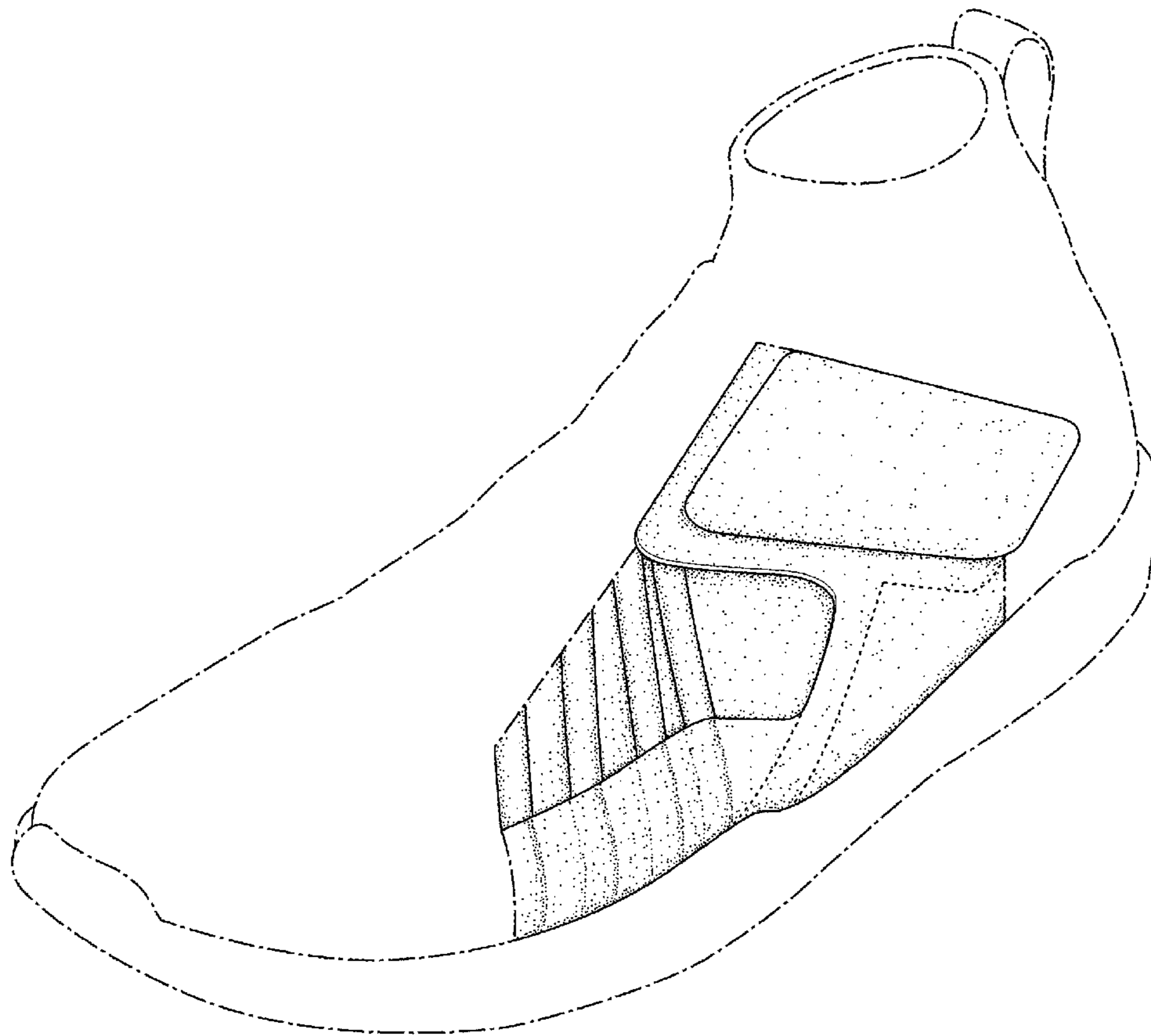
The uneven-length broken lines immediately adjacent to the shaded area represent unclaimed boundaries of the design. The even-length broken lines within the shaded area represent stitching that forms no part of the claimed design. The uneven-length broken lines showing the remainder of the shoe are for environmental purposes only and form no part of the claimed design.

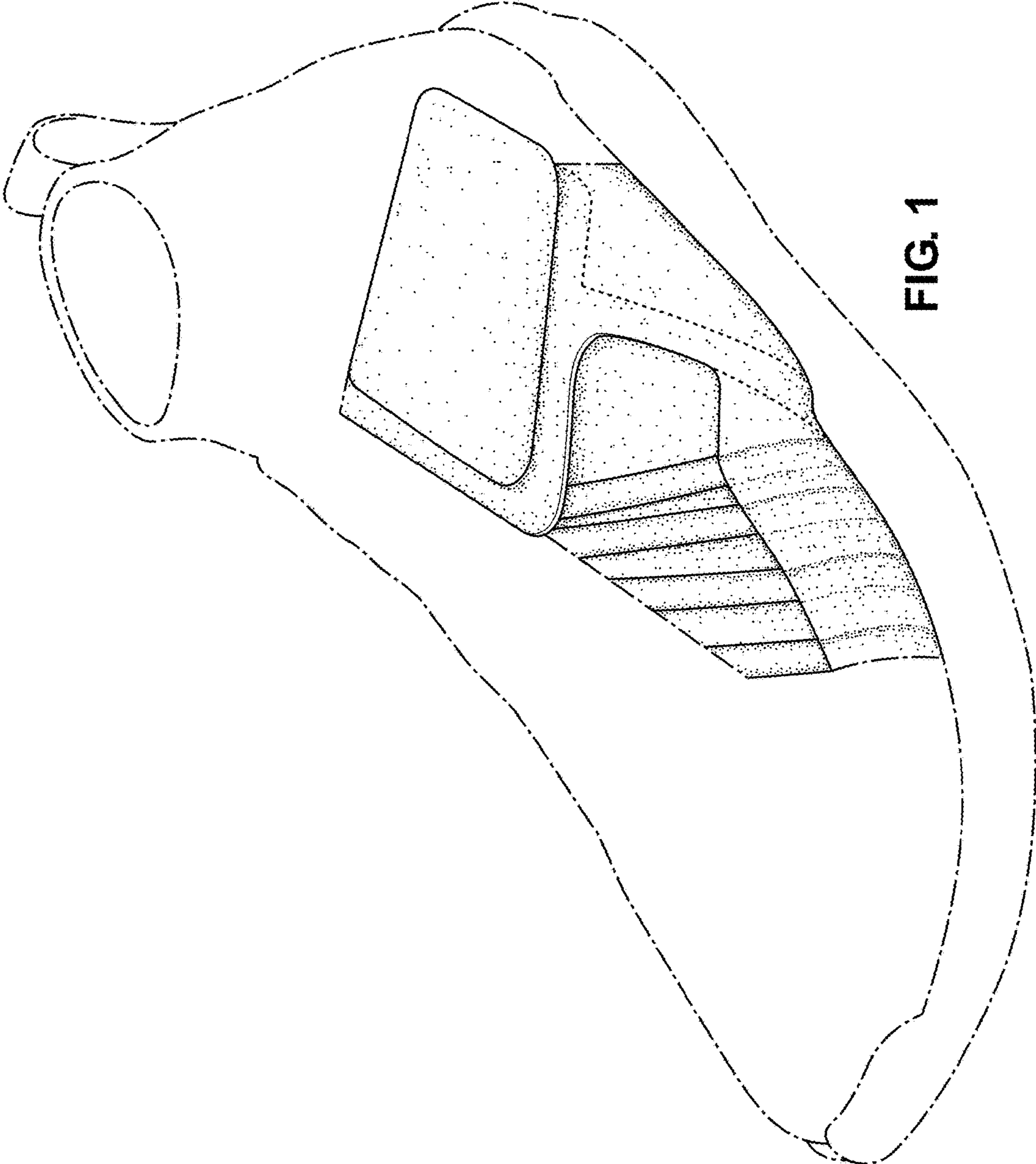
(56) **References Cited**

U.S. PATENT DOCUMENTS

D499,244 S * 12/2004 Dombrow D2/972
D545,048 S * 6/2007 Petrie D2/972
D648,117 S * 11/2011 Johnsongriffin D2/972
D682,526 S * 5/2013 Link D2/972
D688,861 S * 9/2013 Hrsak D2/972

1 Claim, 3 Drawing Sheets





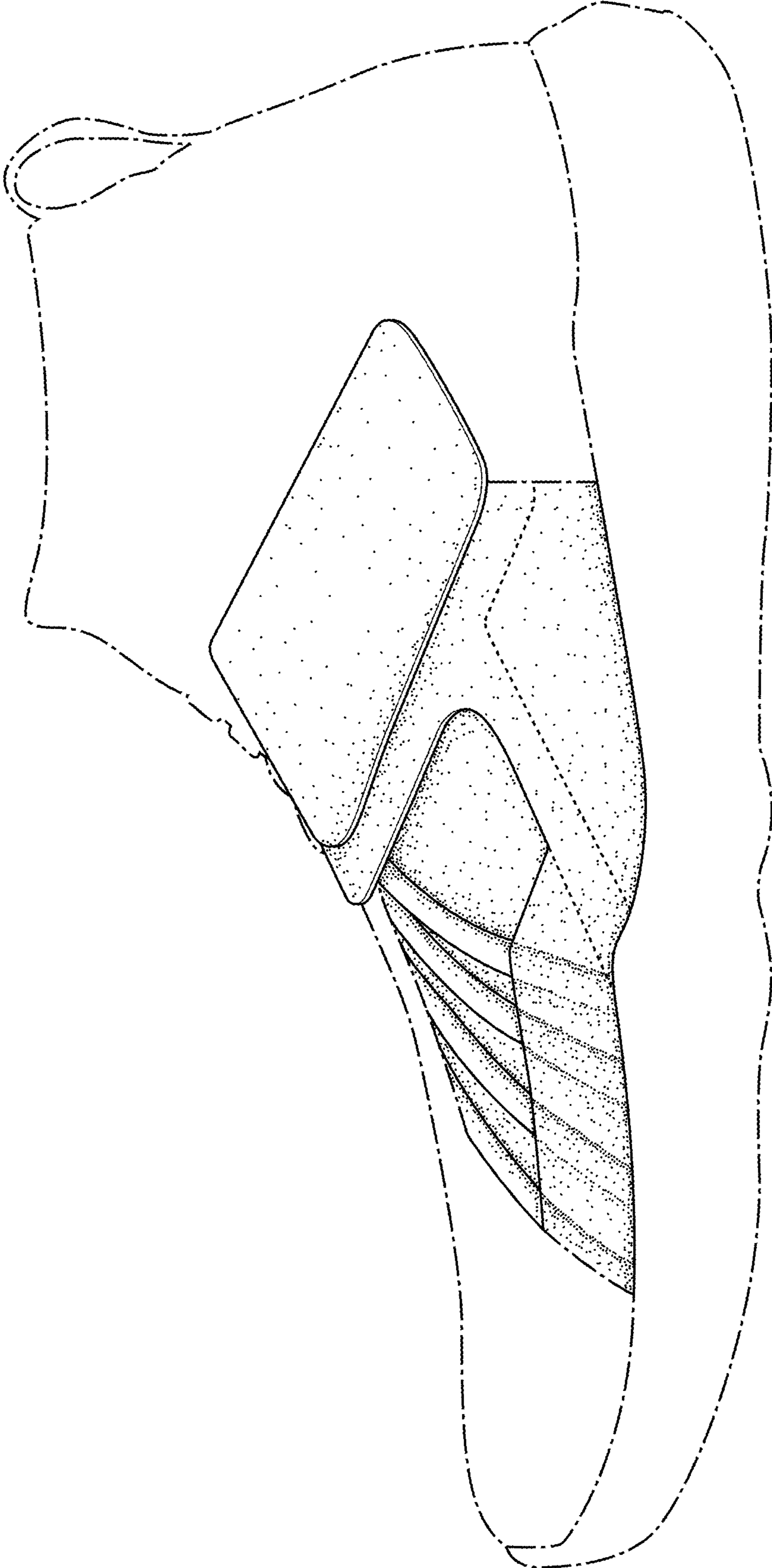


FIG. 2

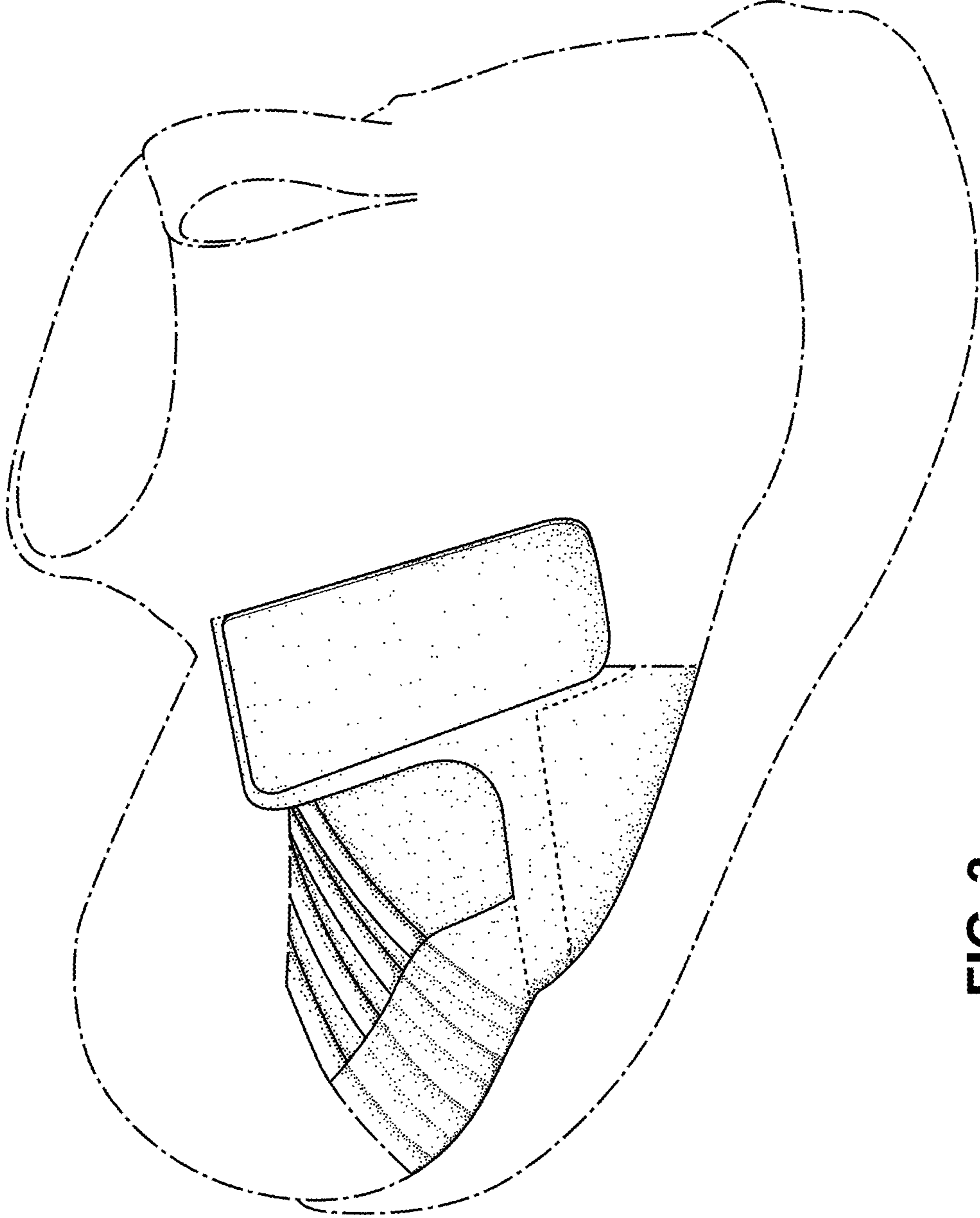


FIG. 3