

US00D789060S

(12) **United States Design Patent** (10) **Patent No.:** **US D789,060 S**  
**Guyan et al.** (45) **Date of Patent:** **\*\* Jun. 13, 2017**

(54) **SHOE COMPONENT**

(71) Applicant: **Under Armour, Inc.**, Baltimore, MD (US)

(72) Inventors: **Alan Guyan**, Baltimore, MD (US);  
**Amanda Paunil**, Baltimore, MD (US)

(73) Assignee: **Under Armour, Inc.**, Baltimore, MD (US)

(\*\*) Term: **15 Years**

(21) Appl. No.: **29/557,044**

(22) Filed: **Mar. 4, 2016**

(51) **LOC (10) Cl.** ..... **02-04**

(52) **U.S. Cl.**  
USPC ..... **D2/961**

(58) **Field of Classification Search**  
USPC ..... D2/896, 946, 947, 949, 951, 960, 961, D2/968  
CPC .... A43B 1/00; A43B 3/00; A43B 7/00; A43B 7/005; A43B 7/06; A43B 7/08; A43B 7/081; A43B 7/082; A43B 7/084; A43B 7/085; A43B 7/14; A43B 7/1405; A43B 7/141; A43B 7/1415; A43B 7/142; A43B 7/1425; A43B 7/143; A43B 7/1435; A43B 7/144; A43B 7/1445; A43B 7/145; A43B 7/1475; A43B 7/148; A43B 7/1485; A43B 7/149; A43B 7/32; A43B 7/38

See application file for complete search history.

(56) **References Cited**

**U.S. PATENT DOCUMENTS**

4,297,796 A 11/1981 Stirtz et al.  
4,535,553 A 8/1985 Derderian et al.  
5,022,168 A 6/1991 Jeppson, III et al.  
5,255,451 A 10/1993 Tong et al.  
5,337,492 A 8/1994 Anderie et al.  
D350,432 S \* 9/1994 Saez ..... D2/961

5,461,800 A 10/1995 Luthi et al.  
D388,948 S \* 1/1998 Sessa ..... D2/961  
D389,296 S \* 1/1998 Sessa ..... D2/961  
5,896,680 A 4/1999 Kim et al.  
6,205,682 B1 3/2001 Park  
D456,125 S \* 4/2002 Grisoni ..... D2/961  
D456,126 S \* 4/2002 Grisoni ..... D2/961  
D456,127 S \* 4/2002 Grisoni ..... D2/961  
6,601,321 B1 8/2003 Kendall  
D485,426 S \* 1/2004 Di Girolamo ..... D2/961  
6,763,611 B1 7/2004 Fusco  
6,769,202 B1 8/2004 Luthi et al.  
6,782,642 B2 8/2004 Knoche et al.  
D496,780 S \* 10/2004 Matuke ..... D2/961

(Continued)

**FOREIGN PATENT DOCUMENTS**

EP 0526892 A3 7/1993  
WO WO2006098715 A1 9/2006

(Continued)

*Primary Examiner* — Elizabeth J Oswecki


(57) **CLAIM**

The ornamental design for a shoe component, as shown and described.

**DESCRIPTION**

FIG. 1 is a perspective view of a shoe component showing our new design;  
FIG. 2 is a front elevation view thereof;  
FIG. 3 is a rear elevation view thereof;  
FIG. 4 is a left side elevation view thereof;  
FIG. 5 is a right side elevation view thereof;  
FIG. 6 is a top plan view thereof;  
FIG. 7 is a bottom plan view thereof;  
FIG. 8 is a rear perspective view thereof; and,  
FIG. 9 is a rear, top perspective view thereof.  
The shading is provided to show the complex curvatures (contouring) of the shoe component.

**1 Claim, 9 Drawing Sheets**



(56)

References Cited

U.S. PATENT DOCUMENTS

6,817,112 B2 11/2004 Berger et al.  
 7,013,582 B2 3/2006 Lucas et al.  
 7,207,125 B2 4/2007 Jeppesen et al.  
 7,350,320 B2 4/2008 Chandler et al.  
 7,401,419 B2 7/2008 Lucas et al.  
 7,571,556 B2 8/2009 Hardy et al.  
 7,644,518 B2 1/2010 Chandler et al.  
 7,788,827 B2 9/2010 Fogg et al.  
 D640,046 S \* 6/2011 Claassen ..... D2/953  
 8,122,615 B2 2/2012 Lucas et al.  
 D694,999 S \* 12/2013 Feldman ..... D2/961  
 9,320,316 B2 4/2016 Guyan et al.  
 D758,058 S \* 6/2016 Granger ..... D2/961  
 2001/0045028 A1 \* 11/2001 Crane ..... A43B 7/1415  
 36/44  
 2006/0254087 A1 11/2006 Fechter  
 2007/0022630 A1 \* 2/2007 Lundy ..... A43B 7/144  
 36/28  
 2007/0022631 A1 2/2007 Ho

2007/0240333 A1 10/2007 Le et al.  
 2009/0126225 A1 5/2009 Jarvis  
 2009/0145005 A1 6/2009 Murphy et al.  
 2009/0211119 A1 8/2009 Moretti  
 2010/0050480 A1 3/2010 Polegato Moretti  
 2010/0229430 A1 9/2010 Berger et al.  
 2011/0138652 A1 6/2011 Lucas et al.  
 2011/0265352 A1 11/2011 Lin  
 2011/0277349 A1 11/2011 Kim  
 2014/0109441 A1 4/2014 McDowell et al.  
 2014/0115920 A1 5/2014 McCue  
 2014/0223777 A1 8/2014 Whiteman et al.  
 2014/0325871 A1 11/2014 Price et al.  
 2015/0033581 A1 2/2015 Barnes et al.  
 2015/0101134 A1 4/2015 Manz et al.  
 2015/0193559 A1 7/2015 Musuvathy

FOREIGN PATENT DOCUMENTS

WO WO2009086520 A1 7/2009  
 WO WO2009055451 A8 6/2010

\* cited by examiner



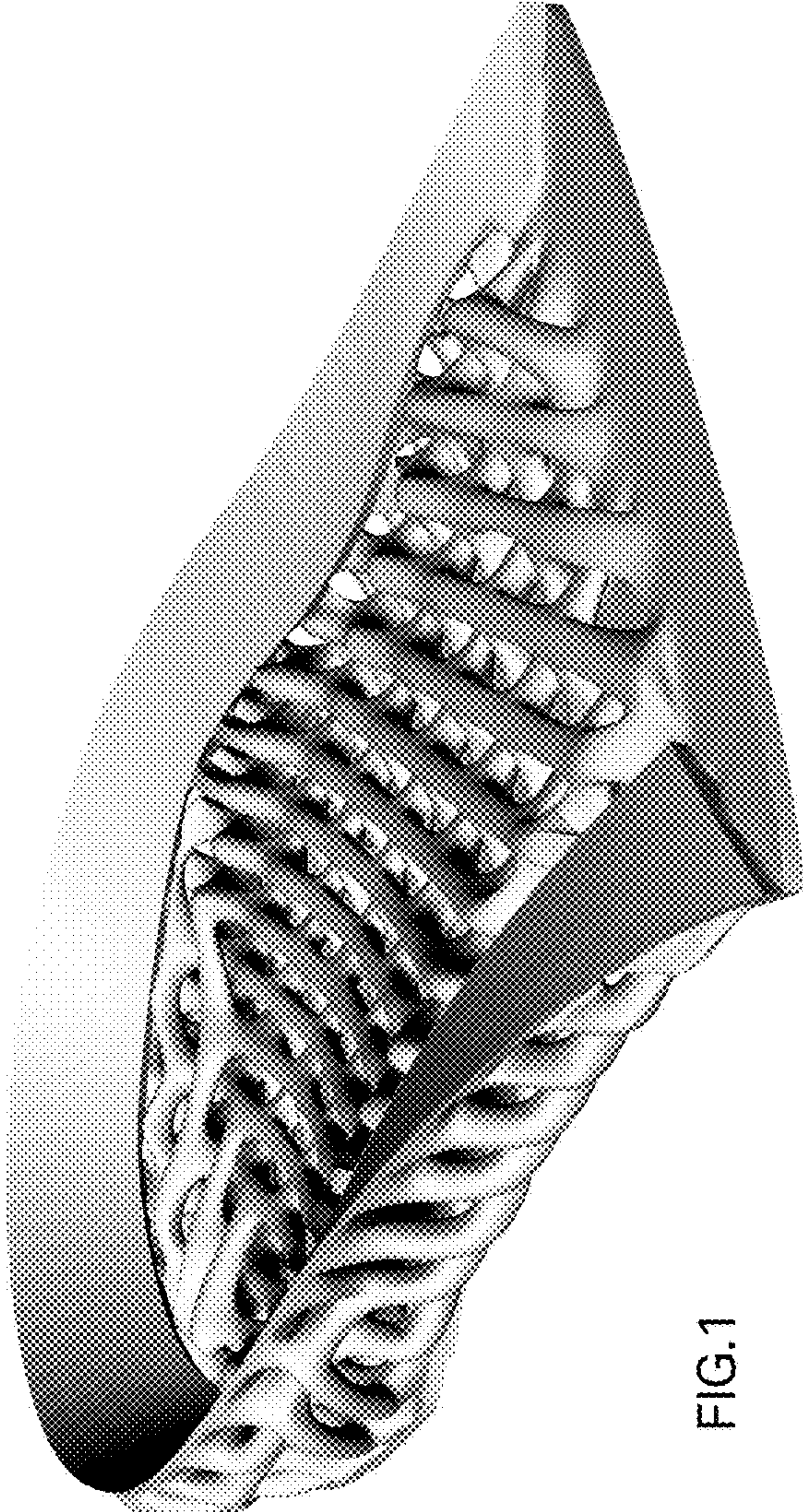


FIG.1




FIG.2






FIG.3

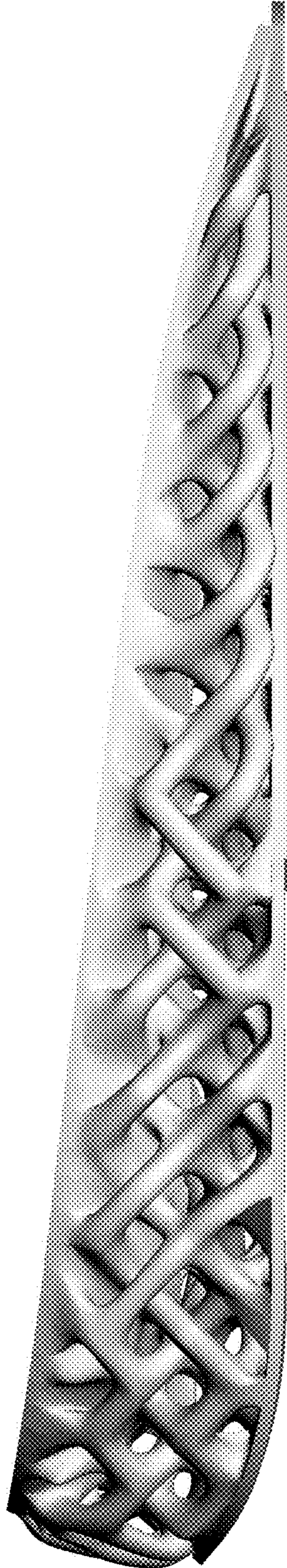


FIG.4



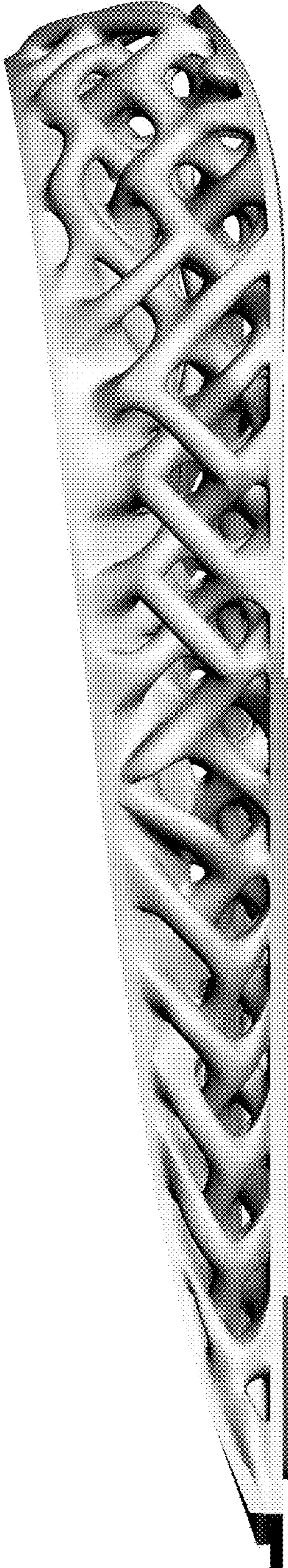


FIG.5






FIG.6






FIG.7



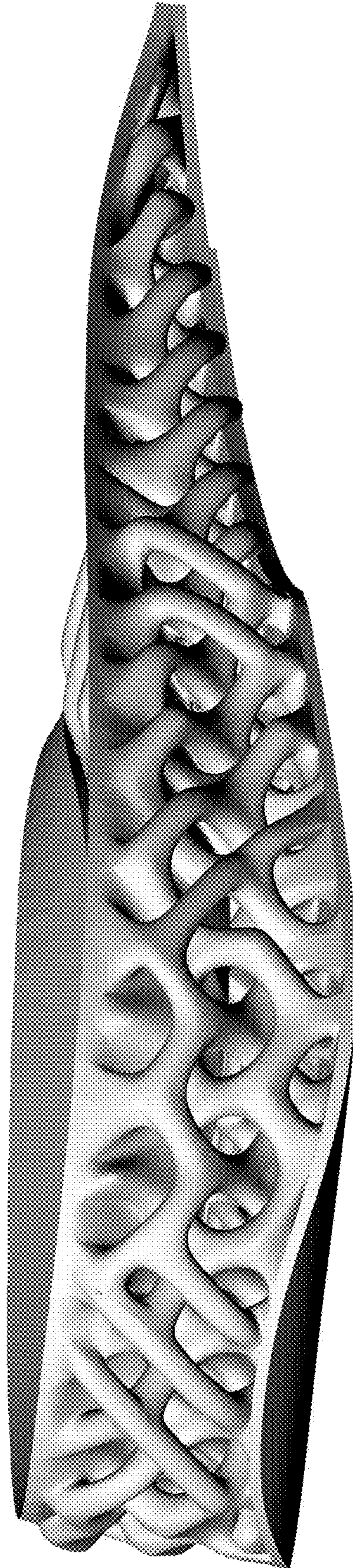


FIG.8






FIG.9