



US00D789047S

(12) **United States Design Patent**  
**Bruder et al.**

(10) **Patent No.:** **US D789,047 S**  
(45) **Date of Patent:** **\*\* Jun. 13, 2017**

(54) **BOOT**  
(71) Applicant: **WORLDboots, Inc.**, Santa Monica, CA (US)  
(72) Inventors: **Marc Bruder**, Santa Monica, CA (US);  
**Benjamin N Zerbe**, Santa Monica, CA (US)  
(73) Assignee: **WORLDBOOTS, INC.**, Santa Monica, CA (US)  
(\*\*) Term: **15 Years**

D524,518 S *	7/2006	James	.....	D2/896
D530,504 S *	10/2006	DiTullo, Jr.	.....	D2/973
D531,792 S *	11/2006	Roulo	.....	D2/972
D561,449 S *	2/2008	James	.....	D2/969
D567,484 S *	4/2008	James	.....	D2/923
D567,485 S *	4/2008	James	.....	D2/923
D614,853 S *	5/2010	Warren	.....	D2/946
D614,854 S *	5/2010	Warren	.....	D2/946
D650,572 S *	12/2011	Chang	.....	D2/972
D694,515 S *	12/2013	Rasmussen	.....	D2/973
D705,528 S *	5/2014	Kingsley-Poole	.....	D2/900
D732,805 S *	6/2015	Bruder	.....	D2/911
D746,578 S *	1/2016	Chang	.....	D2/973
D750,881 S *	3/2016	Hardman	.....	D2/972
D771,368 S *	11/2016	Scott, Jr.	.....	D2/946

(21) Appl. No.: **29/554,108**  
(22) Filed: **Feb. 8, 2016**  
(51) **LOC (10) Cl.** ..... **02-04**  
(52) **U.S. Cl.**  
USPC ..... **D2/911; D2/902**  
(58) **Field of Classification Search**  
USPC ..... D2/923-930, 909-915, 969, 970,  
D2/902-908  
CPC ... A43B 1/0081; A43B 1/0054; A43B 1/0063;  
A43B 1/10; A43B 1/12; A43B 3/02;  
A43B 3/08  
See application file for complete search history.

\* cited by examiner


*Primary Examiner* — Susan Bennett Hattan  
*Assistant Examiner* — Jennifer Wright  
(74) *Attorney, Agent, or Firm* — Brooks Acordia IP Law, PC

(56) **References Cited**  
U.S. PATENT DOCUMENTS  
2,285,993 A \* 6/1942 Marsh ..... A43B 3/02  
36/50.1  
4,587,749 A \* 5/1986 Berlese ..... A43B 7/08  
36/131  
D339,672 S \* 9/1993 Olson ..... D2/910  
D511,884 S \* 11/2005 Hatfield ..... D2/972  
D517,298 S \* 3/2006 James ..... D2/969

(57) **CLAIM**  
The ornamental design for a boot, as shown and described.

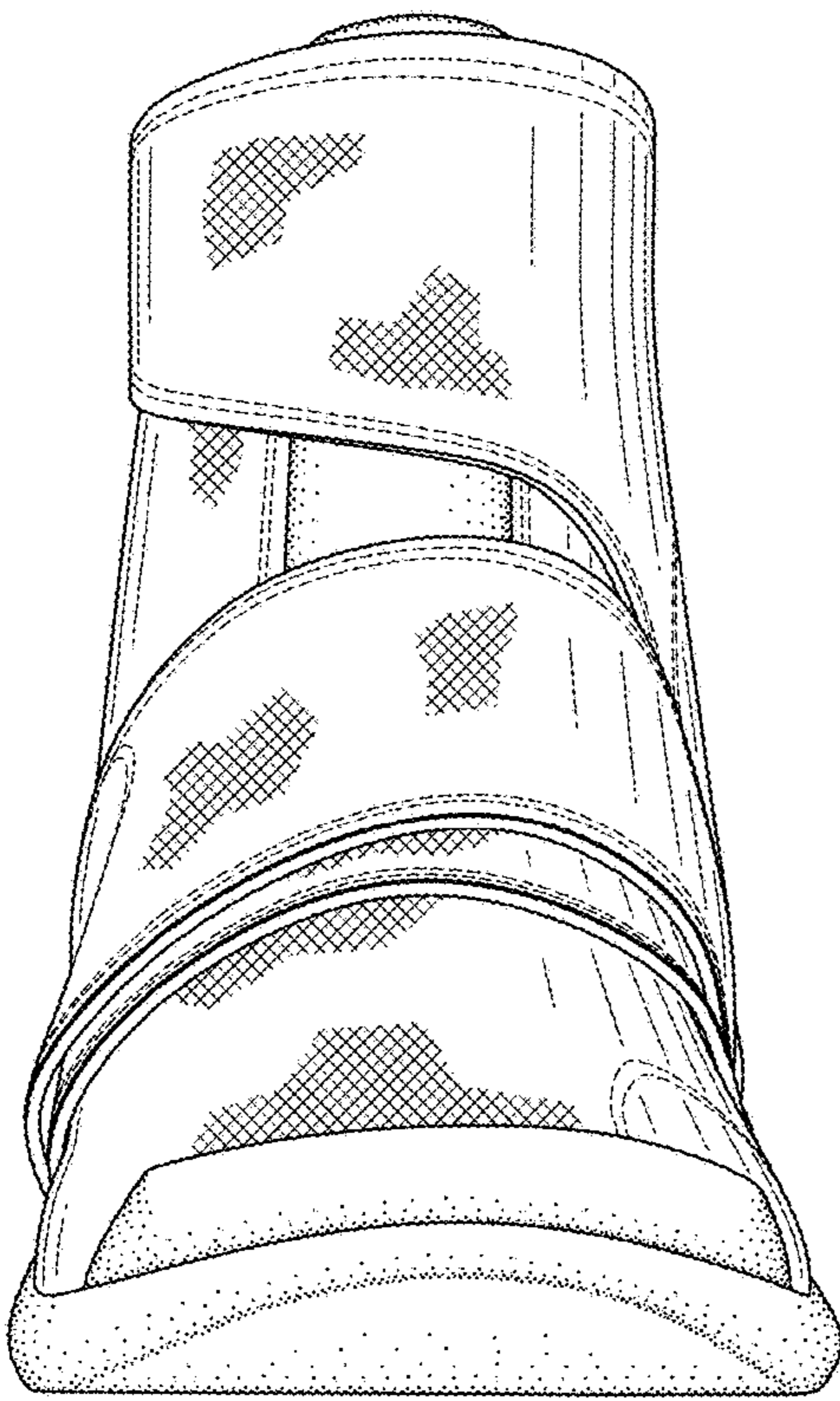
**DESCRIPTION**  
FIG. 1 is a perspective elevation view of a boot showing our new design;  
FIG. 2 is a front plan view of FIG. 1;  
FIG. 3 is a back plan view of FIG. 1;  
FIG. 4 is a right plan view of FIG. 1;  
FIG. 5 is a left plan view of FIG. 1;  
FIG. 6 is a top plan view of FIG. 1; and,  
FIG. 7 is a bottom plan view of FIG. 1.  
The broken lines on the exterior of the boot in FIGS. 1-7 depict stitching that form part of the claimed design.

**1 Claim, 5 Drawing Sheets**

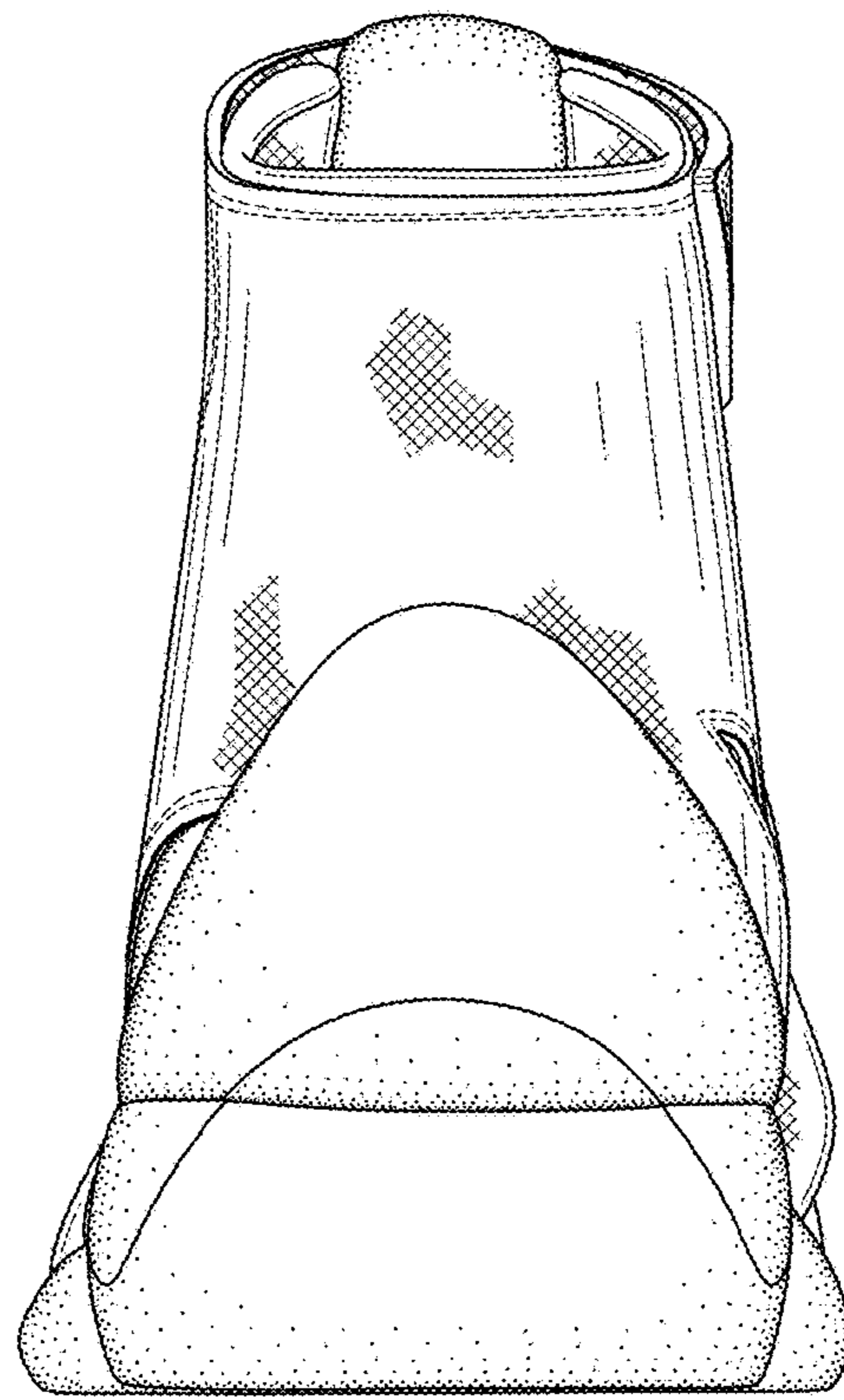




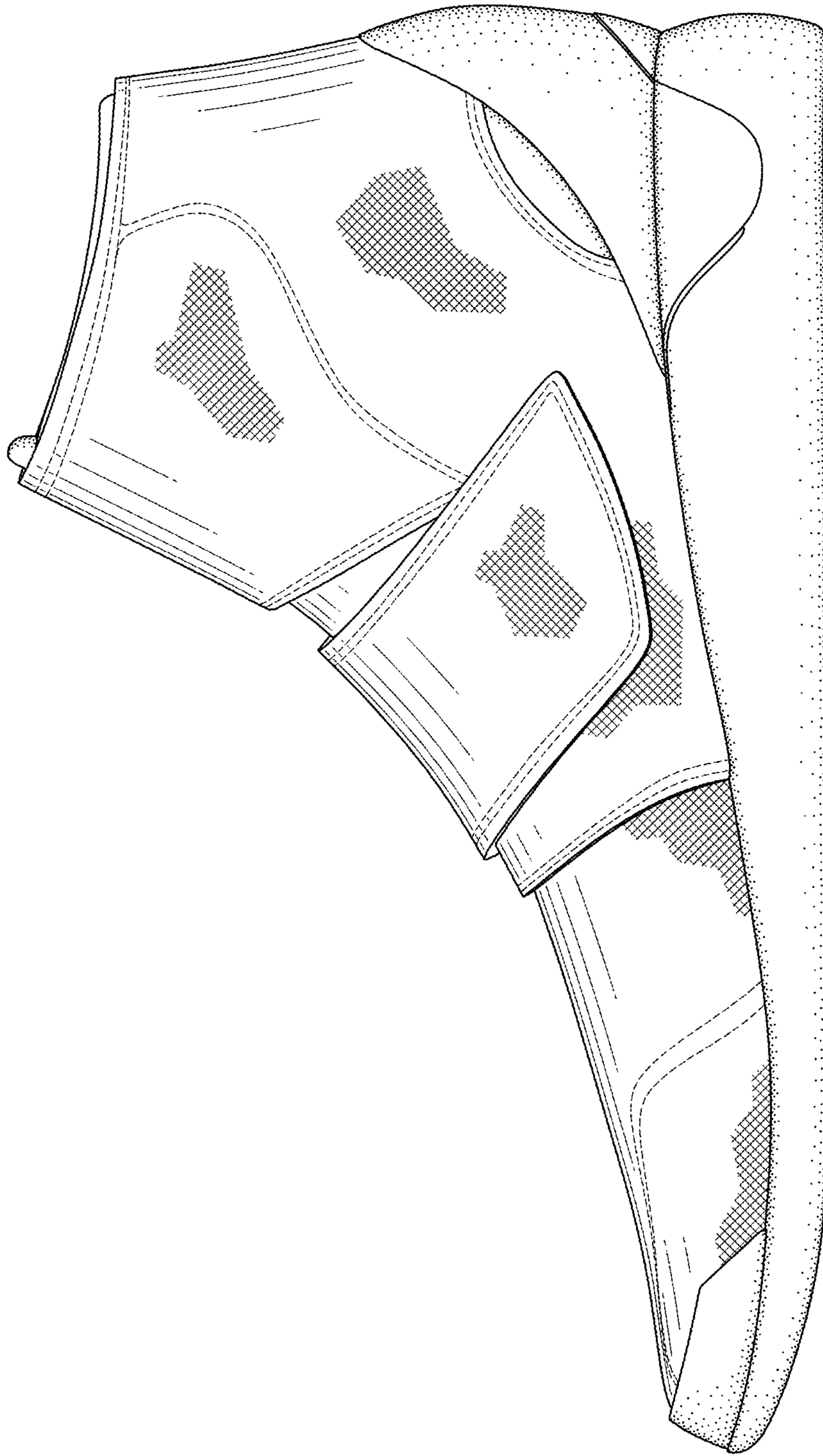
*FIG. 1*



*FIG. 2*



*FIG. 3*



*FIG. A*

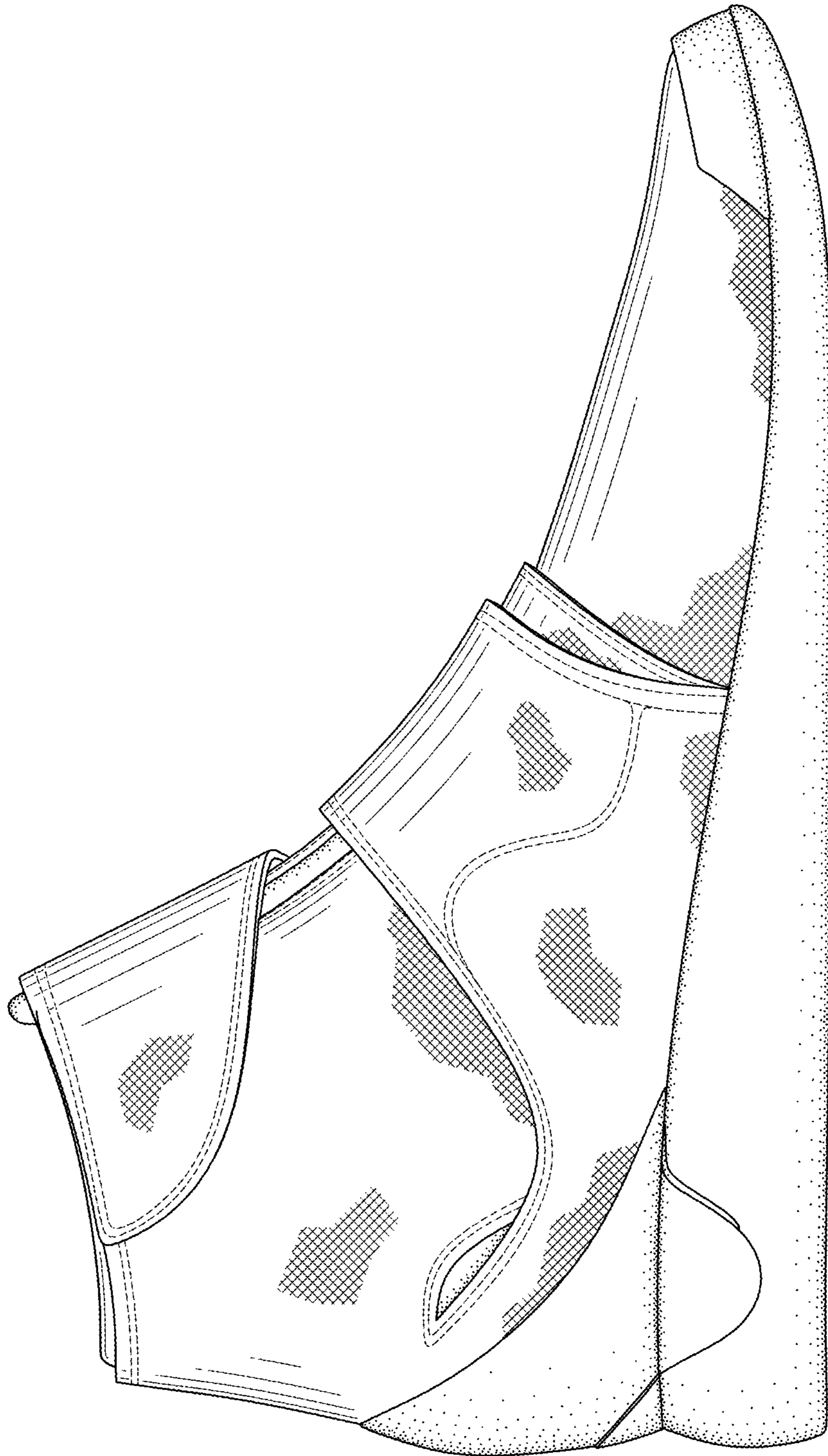


Fig. 5

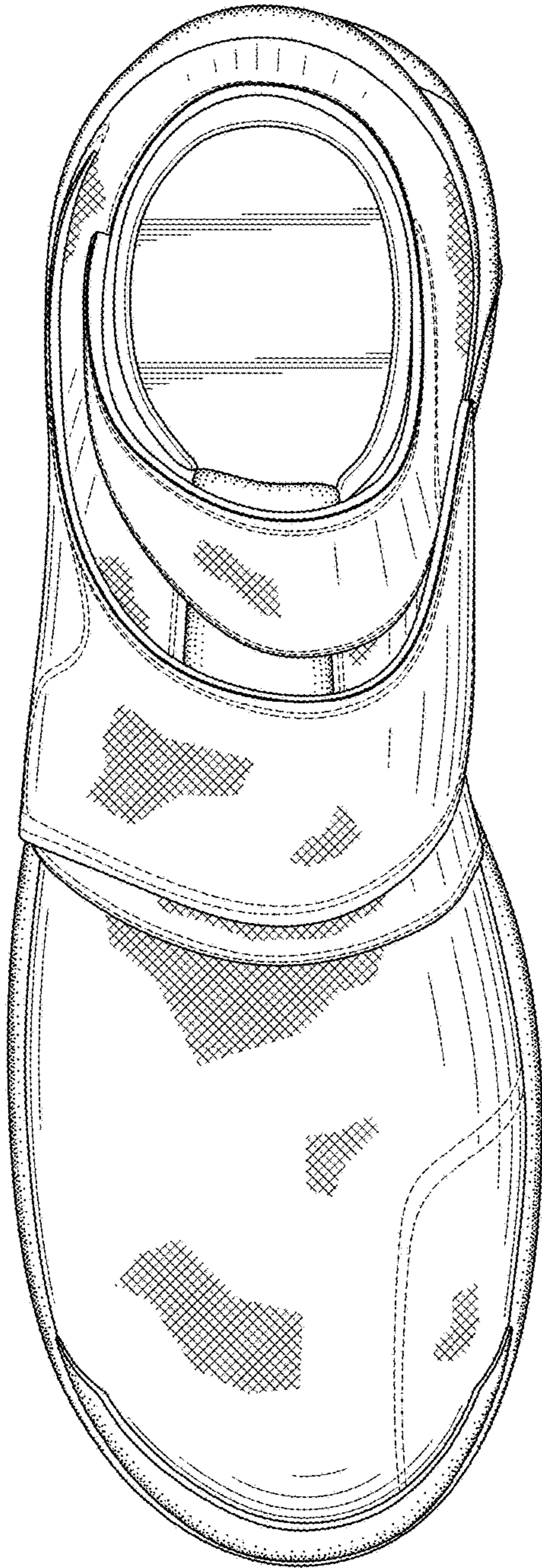


FIG. 6

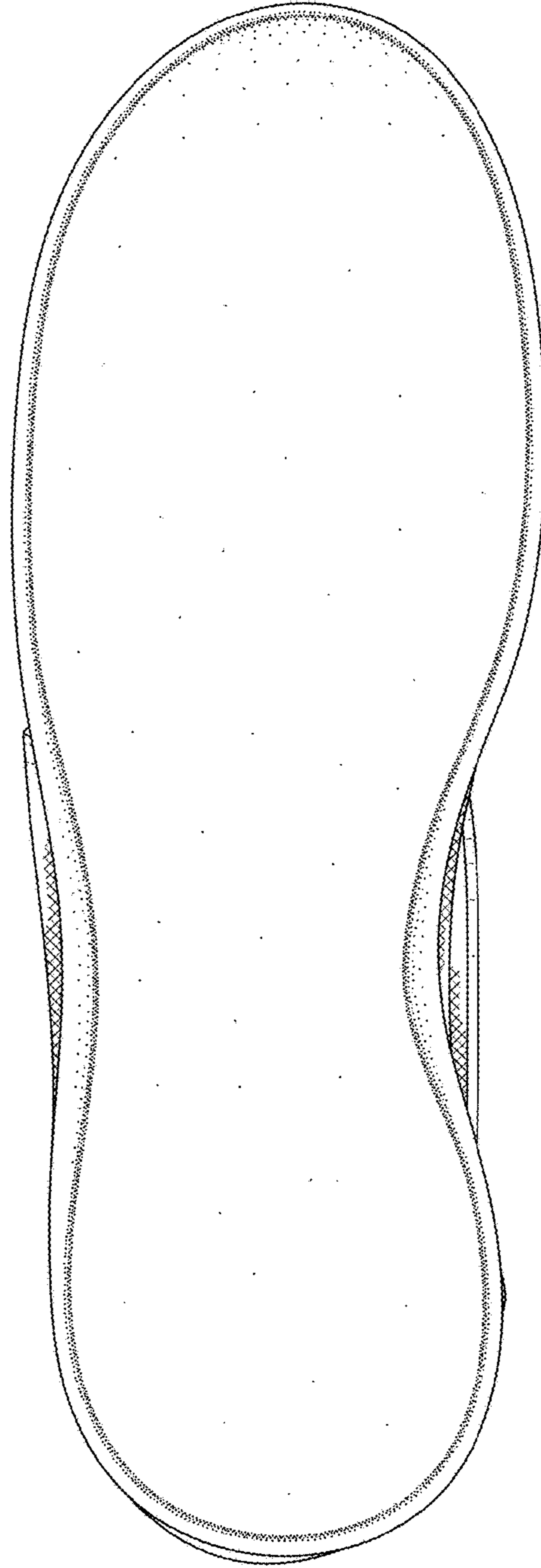


FIG. 7