



US00D789044S

(12) **United States Design Patent**
Taestensen

(10) **Patent No.:** **US D789,044 S**

(45) **Date of Patent:** **** Jun. 13, 2017**

(54) **SHOE**

(71) Applicant: **ECCO SKO A/S**, Bredebro (DK)

(72) Inventor: **Niki Taestensen**, Hamburg (DE)

(73) Assignee: **ECCO SKO A/S**, Bredebro (DK)

(**) Term: **15 Years**

(21) Appl. No.: **29/533,099**

(22) Filed: **Jul. 14, 2015**

(51) **LOC (10) Cl.** **02-04**

(52) **U.S. Cl.**
USPC **D2/908; D2/944; D2/945**

(58) **Field of Classification Search**
USPC D2/896, 902, 907, 908, 909, 910, 911,
D2/912, 943, 944, 945, 946, 947, 951,
D2/957, 960, 969, 972, 977
CPC A43B 5/00; A43B 5/001; A43B 5/002;
A43B 5/003; A43B 5/005; A43B 5/006;
A43B 5/007; A43B 5/008; A43B 5/02;
A43B 5/025; A43B 5/06; A43B 5/08;
A43B 5/10; A43B 5/14
See application file for complete search history.

(56) **References Cited**
U.S. PATENT DOCUMENTS

2,457,944 A *	1/1949	Vlastos	A43B 7/06 36/3 B
4,468,870 A *	9/1984	Sternberg	A43B 5/00 36/127
4,888,887 A *	12/1989	Solow	A43B 7/082 36/147
D335,385 S *	5/1993	Kawabata	D2/908

D356,663 S *	3/1995	Ueda	D2/902
D487,610 S *	3/2004	Lin	D2/907
D511,608 S *	11/2005	Carnes	D2/908
D511,609 S *	11/2005	Magro	D2/902
D511,879 S *	11/2005	Caine	D2/908
D541,521 S *	5/2007	Smith	D2/972
D542,517 S *	5/2007	Hulbert	D2/969
D548,940 S *	8/2007	Hulbert	D2/969
D548,941 S *	8/2007	Hulbert	D2/969
D646,471 S *	10/2011	Mahoney	D2/907
D651,787 S *	1/2012	Mahoney	D2/902
D675,418 S *	2/2013	Van Zyll De Jong	D2/945
D677,865 S *	3/2013	Van Zyll De Jong	D2/945
D682,515 S *	5/2013	Della Valle	D2/908
D743,151 S *	11/2015	Toliver	D2/944
D753,906 S *	4/2016	Kasprzak	D2/907
D762,353 S *	8/2016	Sirius-El	D2/907

* cited by examiner

Primary Examiner — Elizabeth J Oswecki
(74) *Attorney, Agent, or Firm* — Cantor Colburn LLP

(57) **CLAIM**

The ornamental design for a shoe, as shown and described.

DESCRIPTION

FIG. 1 is a perspective view of a shoe, showing my new design;
 FIG. 2 is a top plan view thereof;
 FIG. 3 is a bottom plan view thereof;
 FIG. 4 is a side elevation view thereof;
 FIG. 5 is an opposite side elevation view thereof;
 FIG. 6 is a front elevation view thereof; and,
 FIG. 7 is a rear elevation view thereof.
 The broken lines shown in the drawings represent portions of the shoe that form no part of the claimed design.

1 Claim, 7 Drawing Sheets






FIG. 1

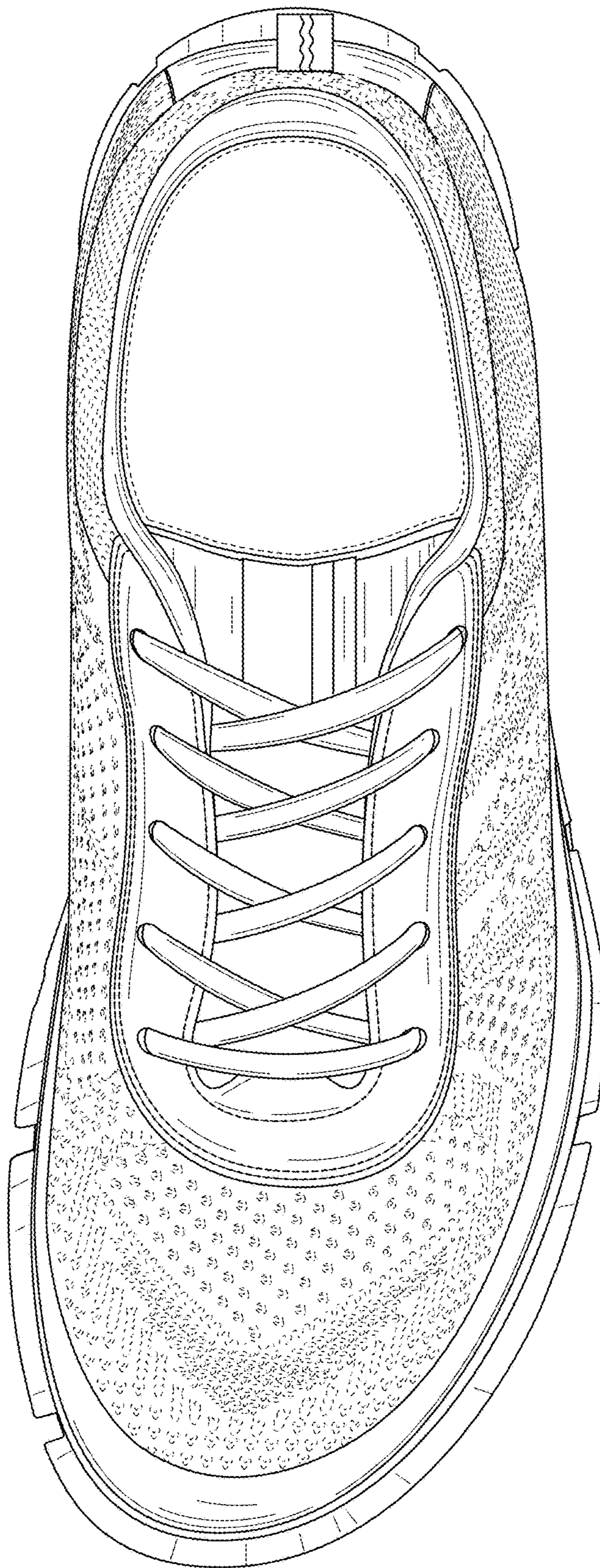


FIG. 2

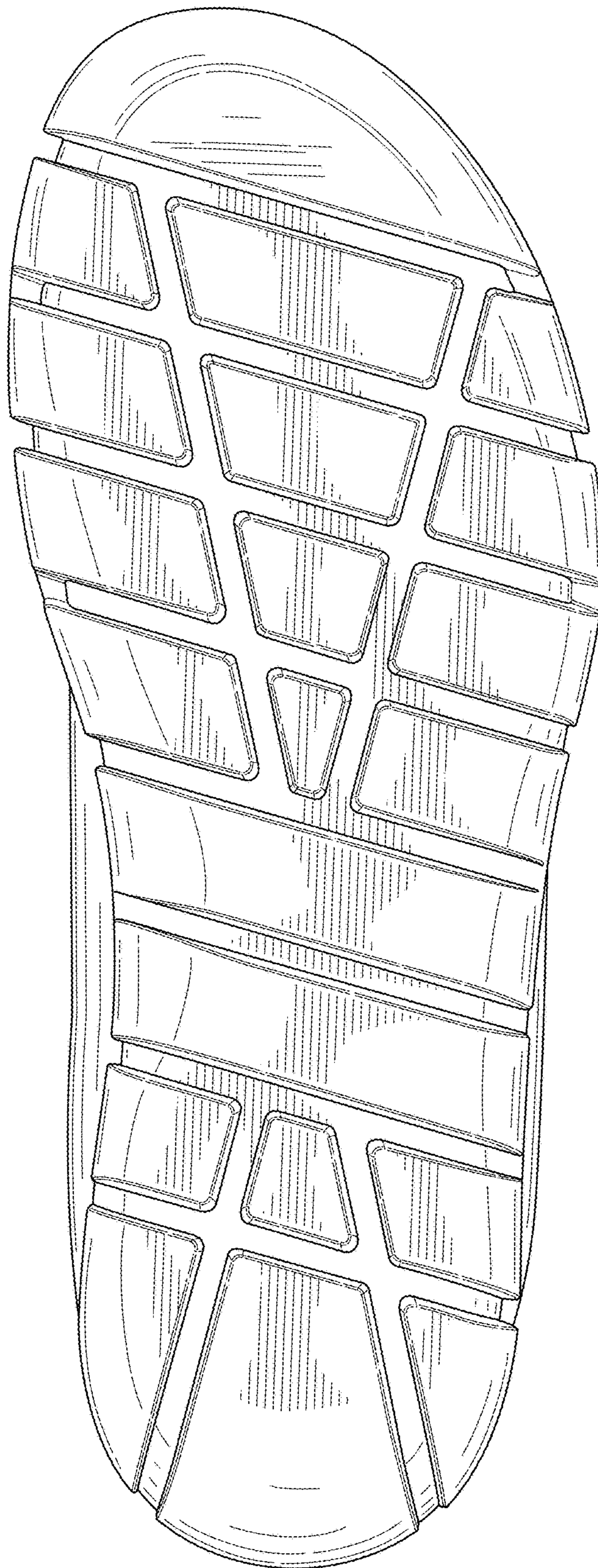


FIG. 3

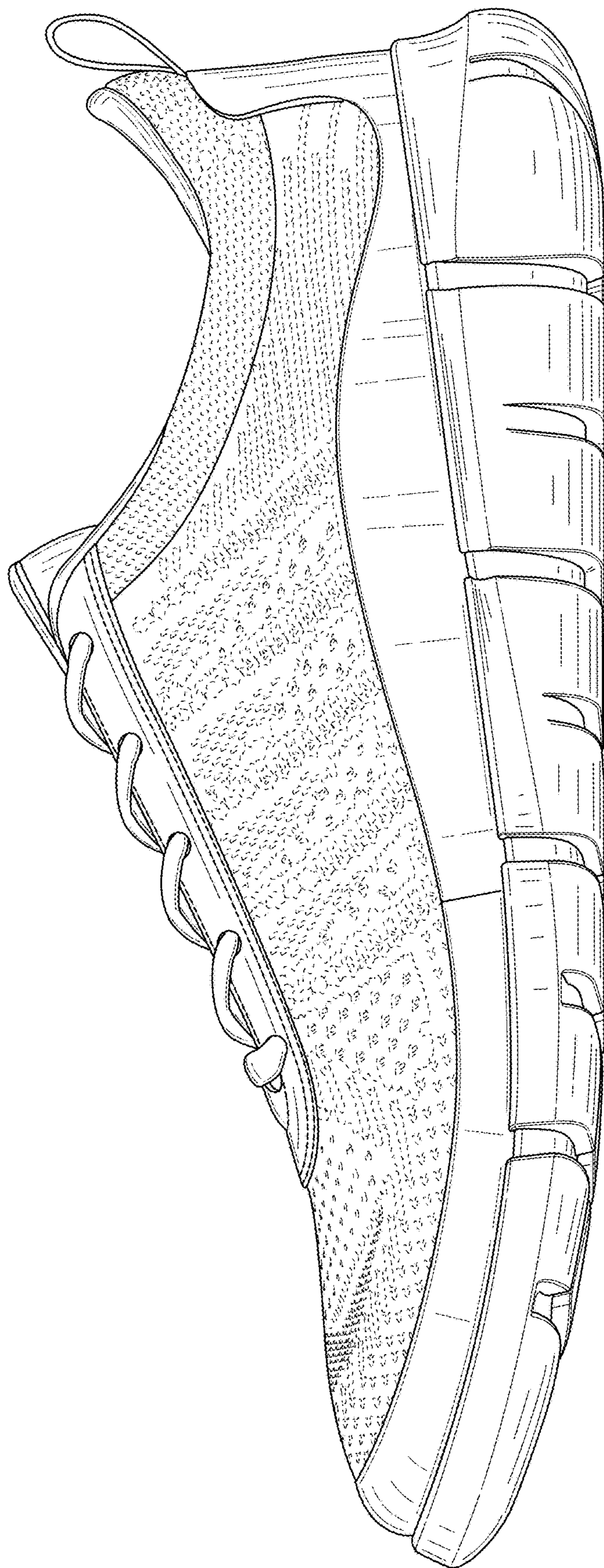


FIG. 4

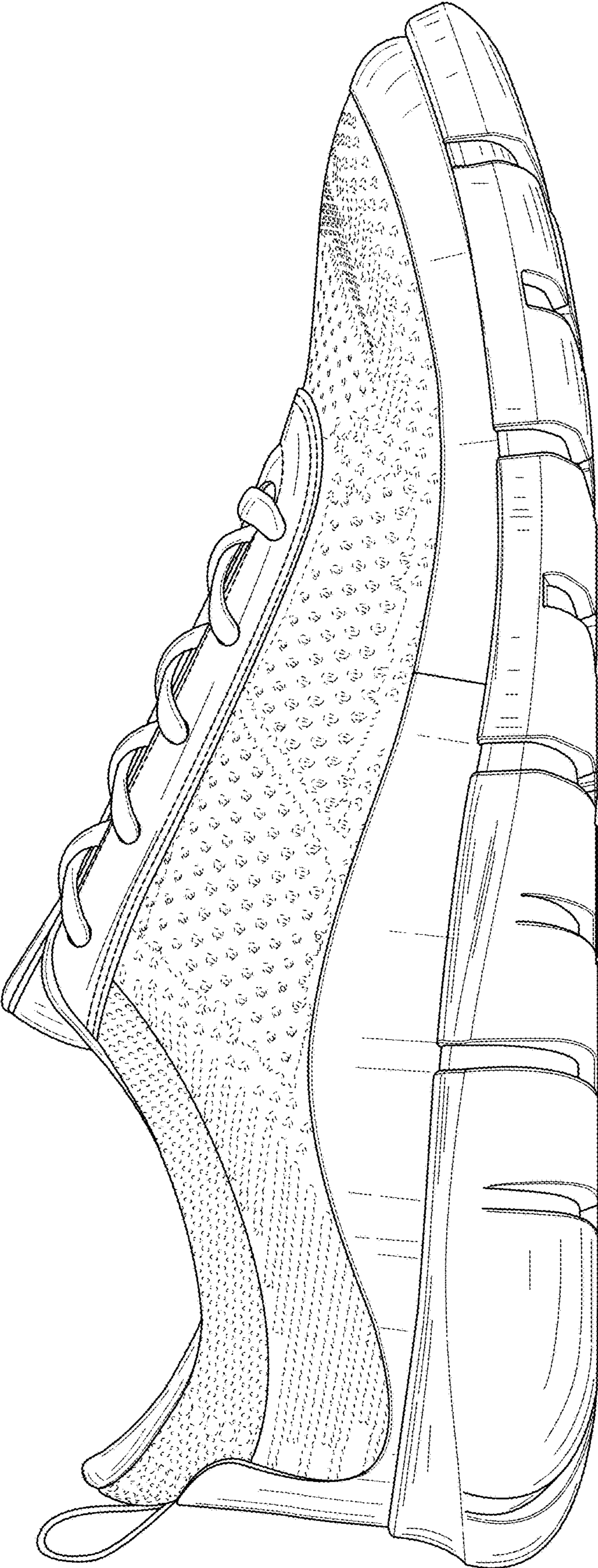


FIG. 5

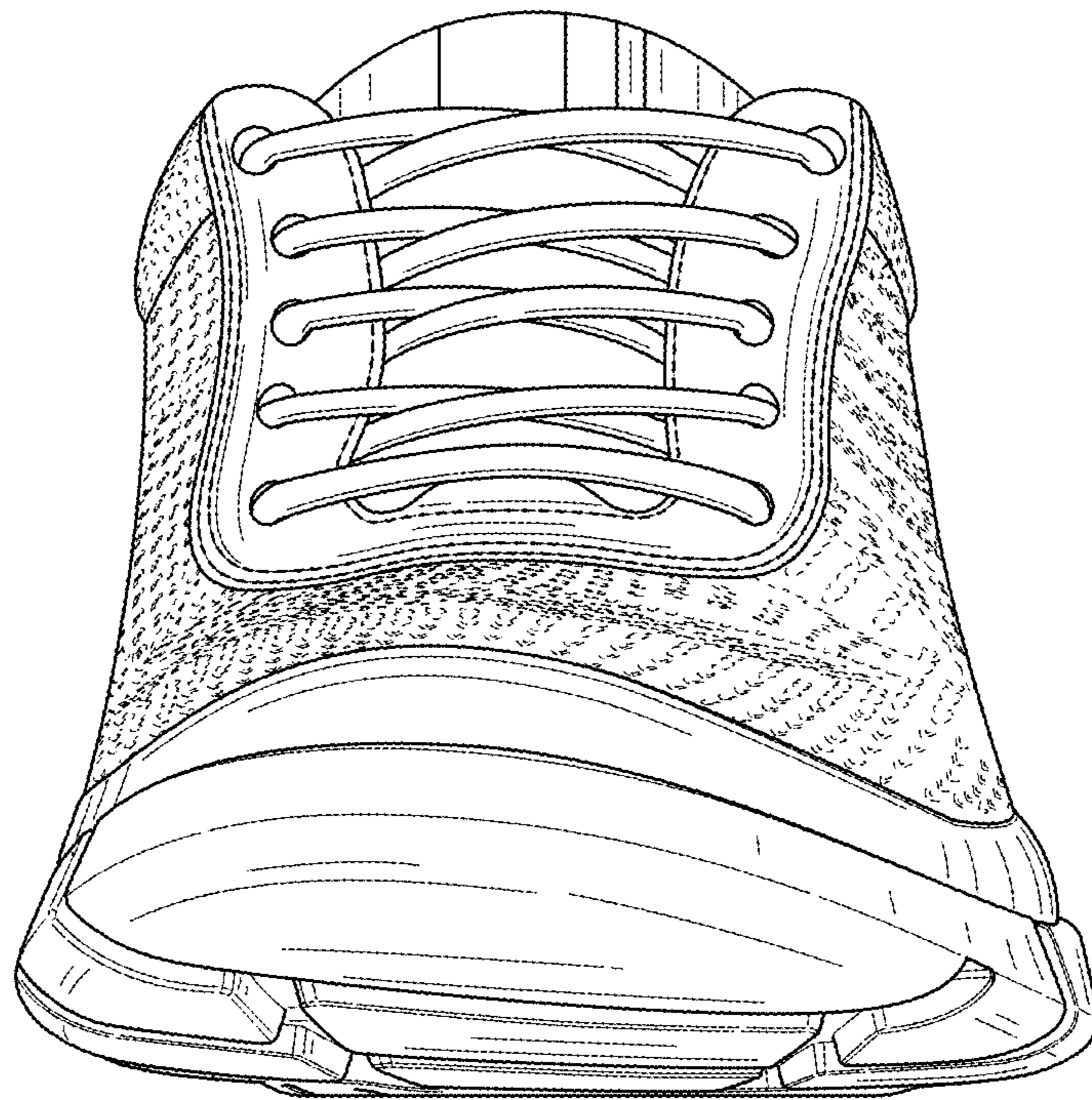


FIG. 6

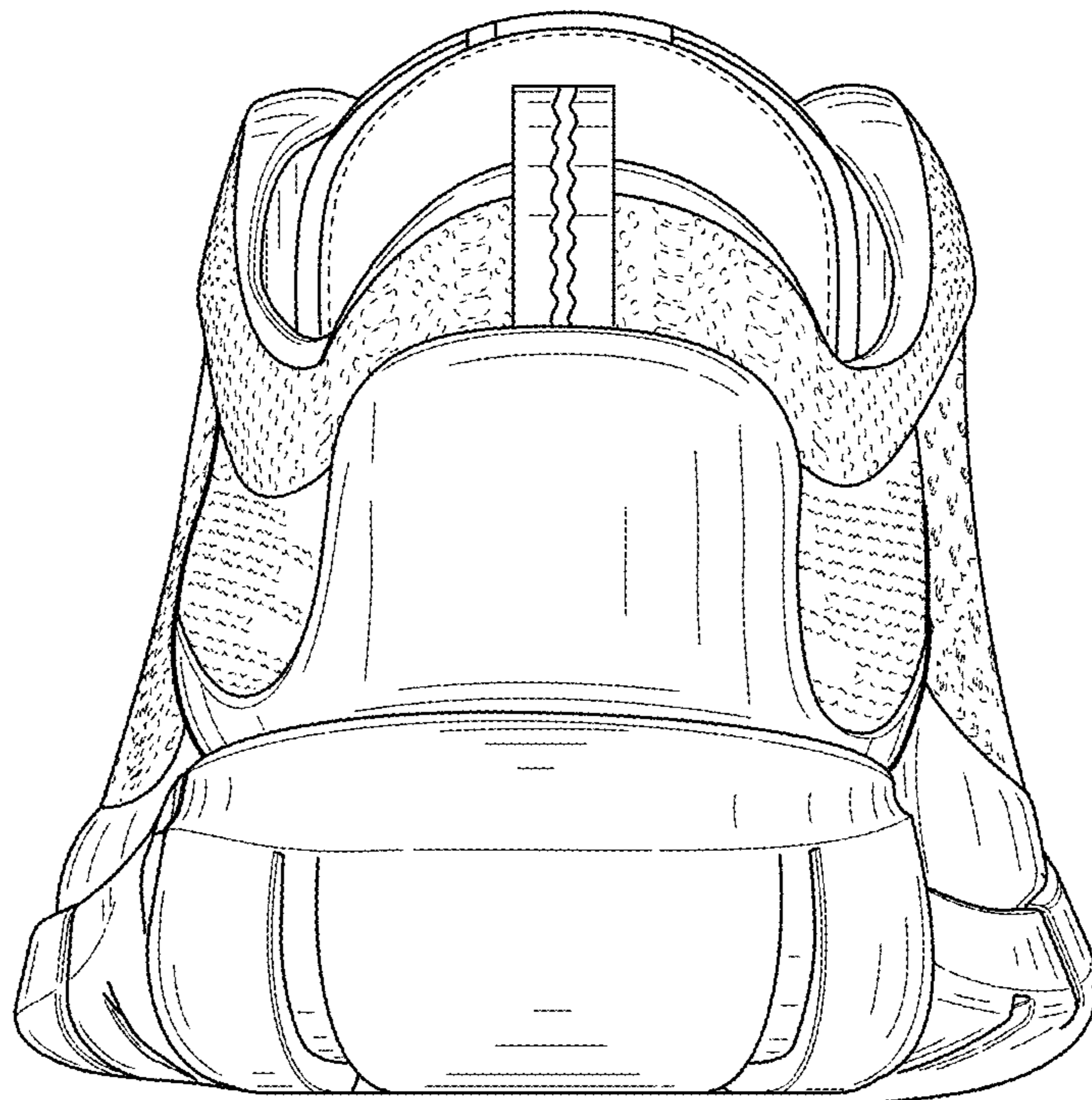


FIG. 7