



US00D789043S

(12) **United States Design Patent**
Holloway et al.

(10) **Patent No.:** **US D789,043 S**

(45) **Date of Patent:** **** Jun. 13, 2017**

(54) **BIB**

(71) Applicants: **Kendric Holloway**, Chicago, IL (US);
Dorothy Holton, Country Club Hills,
IL (US)

(72) Inventors: **Kendric Holloway**, Chicago, IL (US);
Dorothy Holton, Country Club Hills,
IL (US)

(73) Assignee: **Kendric Holloway**, Chicago, IL (US)

(**) Term: **15 Years**

(21) Appl. No.: **29/505,977**

(22) Filed: **May 9, 2016**

(51) **LOC (10) Cl.** **02-02**

(52) **U.S. Cl.**
USPC **D2/861**

(58) **Field of Classification Search**
USPC D2/860-864, 605-607, 609; D11/7, 11,
D11/16, 40, 43, 80
CPC A41B 13/00; A41B 13/10; A41B 13/106;
A41B 15/00
See application file for complete search history.

(56) **References Cited**

U.S. PATENT DOCUMENTS

2,258,946 A * 10/1941 Chadwick A41B 13/10
2/48
D151,290 S * 10/1948 Shelton D2/864
D294,536 S * 3/1988 Welsh D2/728
D301,381 S * 6/1989 Meade D2/862
D417,062 S * 11/1999 Williams D2/860
D423,192 S * 4/2000 Merikoski D2/860

D481,197 S * 10/2003 Fusco D2/861
D648,509 S * 11/2011 Hansen D2/864
D661,468 S * 6/2012 Michaels D2/864
D664,740 S * 8/2012 Alexander D2/864
D667,610 S * 9/2012 Levitas D2/861
D698,130 S * 1/2014 Worden, IV D2/864
D717,020 S * 11/2014 Hernon D2/861
D718,020 S * 11/2014 Bonner D2/861
D726,395 S * 4/2015 Lewis D2/864
D741,577 S * 10/2015 Bollig D2/861
D746,028 S * 12/2015 Meyer D2/861
D747,853 S * 1/2016 Grant D2/861
D749,300 S * 2/2016 Krumrine D2/861
D749,301 S * 2/2016 Sample D2/864
D758,051 S * 6/2016 Feeley D2/864
D760,111 S * 6/2016 Kosann D11/80
D772,538 S * 11/2016 Jay D2/862
2012/0047618 A1 * 3/2012 Phillips A41B 13/106
2/49.2
2014/0196189 A1 * 7/2014 Lee A41D 13/1245
2/69
2016/0174632 A1 * 6/2016 Cox A41D 13/04
2/52

* cited by examiner

Primary Examiner — Robin V Webster

Assistant Examiner — James Thorn, Sr.

(57) **CLAIM**

The ornamental design for a bib, as shown and described.

DESCRIPTION

FIG. 1: is a front perspective view of a bib;
FIG. 2: is an exploded back perspective elevation thereof;
and,
FIG. 3: is an exploded front elevation view.

1 Claim, 3 Drawing Sheets

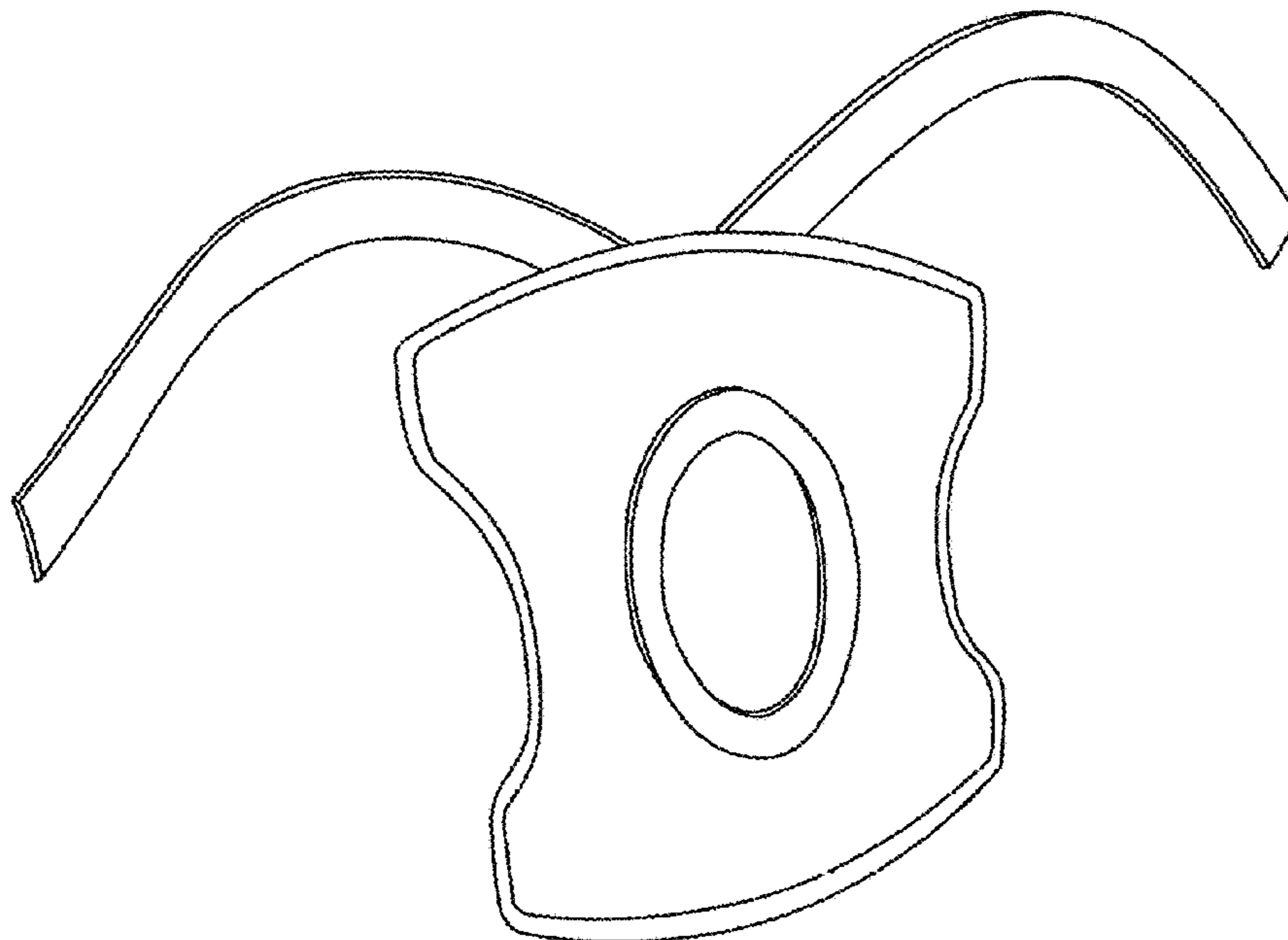


Fig. 1

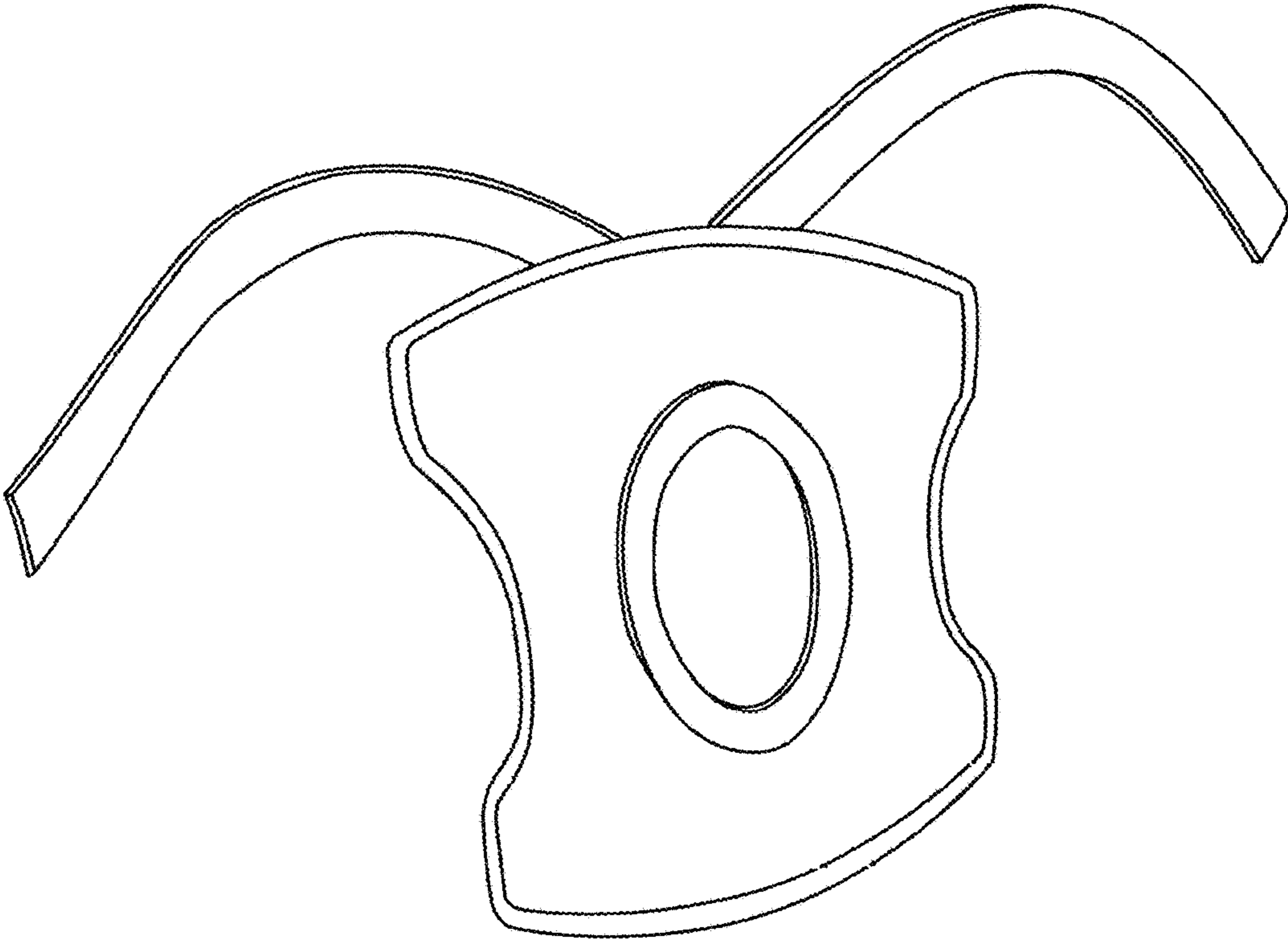


Fig. 2

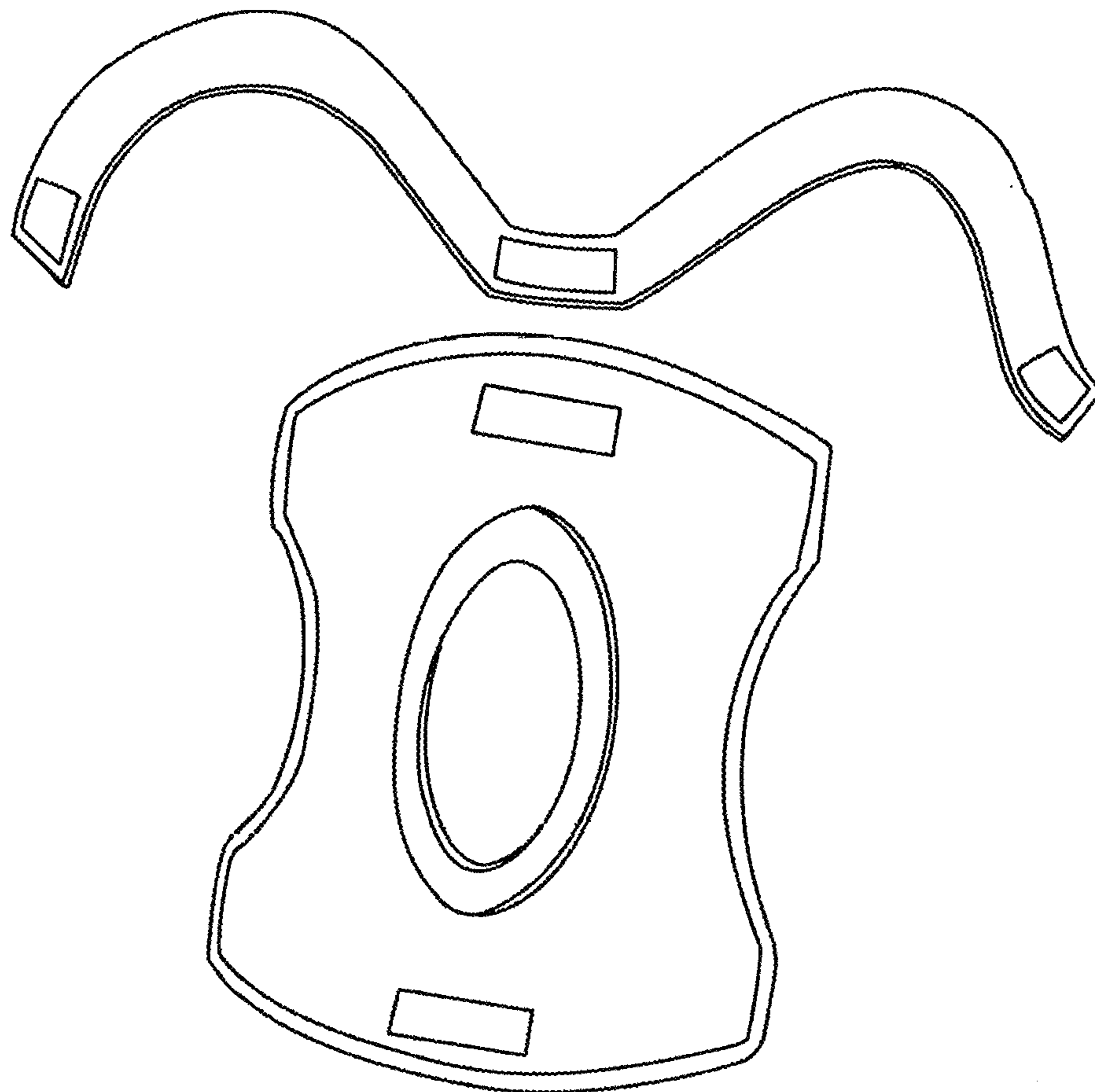


Fig.3

