



US00D789039S

(12) **United States Design Patent** (10) **Patent No.:** **US D789,039 S**
Castro (45) **Date of Patent:** **** Jun. 13, 2017**

(54) **GARMENT WITH TWO WAISTBANDS**

(71) Applicant: **Dwayne Castro**, Brooklyn, NY (US)

(72) Inventor: **Dwayne Castro**, Brooklyn, NY (US)

(**) Term: **15 Years**

(21) Appl. No.: **29/568,200**

(22) Filed: **Jun. 16, 2016**

(51) **LOC (10) Cl.** **02-02**

(52) **U.S. Cl.**
USPC **D2/742**

(58) **Field of Classification Search**
USPC 2/247, 227, 220; D2/742, 728, 400, 857;
D11/221

CPC A41D 1/067; A41D 1/08; A41D 1/062;
A41D 15/002; A41D 15/005; A41D
27/02; A41C 1/06

See application file for complete search history.

D609,431 S * 2/2010 Perez D2/742
D668,023 S * 10/2012 Lawson D2/742
D686,800 S * 7/2013 Kelly D2/742
D689,260 S * 9/2013 Barnes D2/742
8,813,266 B1 * 8/2014 Green A41F 7/00
2/229
D750,347 S * 3/2016 Boyle D2/742
D758,694 S * 6/2016 Rollins D2/742
2014/0026287 A1 * 1/2014 Clinton-Starks A41D 15/005
2/69
2015/0313302 A1 * 11/2015 Boyle A41D 27/28
2/228

* cited by examiner

Primary Examiner — Robin V Webster

Assistant Examiner — James Thorn, Sr.

(74) *Attorney, Agent, or Firm* — Michael J. Feigin, Esq.;
Feigin & Fridman LLC

(57) **CLAIM**

The ornamental design for a garment with two waistbands,
as shown and described.

(56) **References Cited**

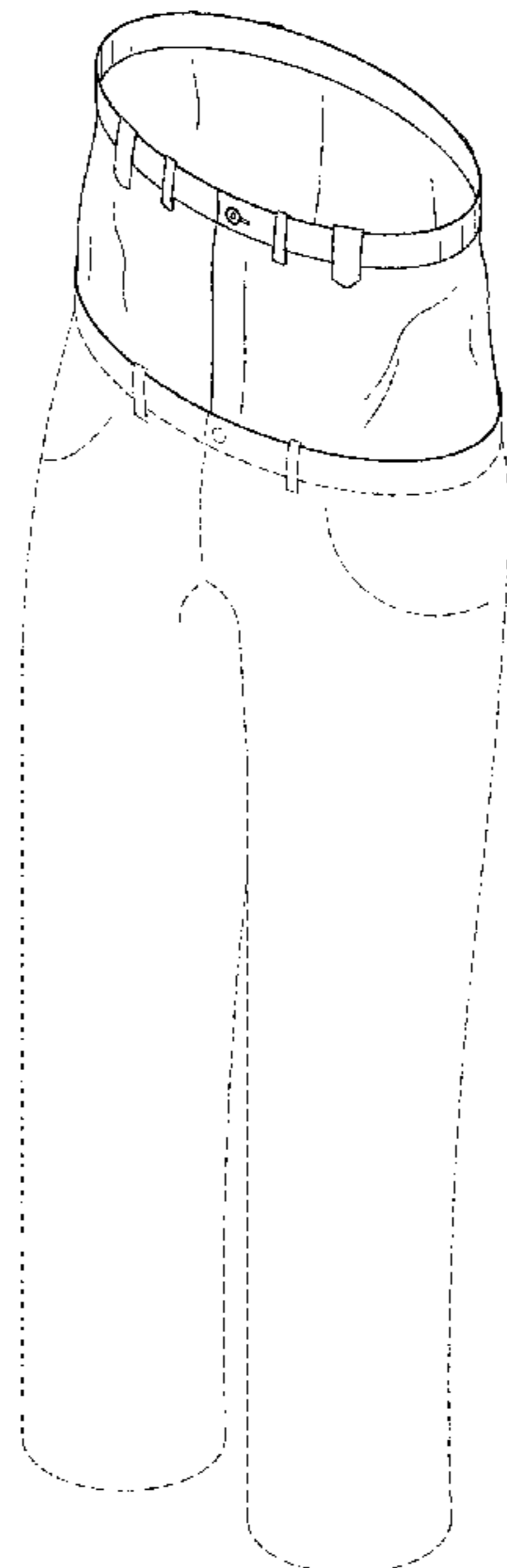
U.S. PATENT DOCUMENTS

2,663,876 A * 12/1953 Miller A41D 1/06
2/227
5,050,244 A * 9/1991 Kleinman A41D 1/067
2/227
6,308,338 B1 * 10/2001 Caldwell A41D 1/062
2/312
D534,709 S * 1/2007 Dipietro A41D 27/02
D2/742
D552,328 S * 10/2007 Smith D2/742
D562,532 S * 2/2008 Brown, Jr. D2/742
D577,878 S * 10/2008 Perrine D2/742
D586,083 S * 2/2009 Green D2/742
D586,538 S * 2/2009 Wildbore D2/742
D595,029 S * 6/2009 Diermayer D2/742

DESCRIPTION

FIG. 1 is a front and side perspective view of the garment
with two waistbands;
FIG. 2 is rear view thereof;
FIG. 3 is a front view thereof;
FIG. 4 is a side view thereof, the reverse side view being a
mirror image of FIG. 4;
FIG. 5 is a top view thereof; and,
FIG. 6 is a bottom view thereof.
The broken lines shown in the drawings are included for the
purpose of illustrating environmental structure and form no
part of the claimed design.

1 Claim, 5 Drawing Sheets



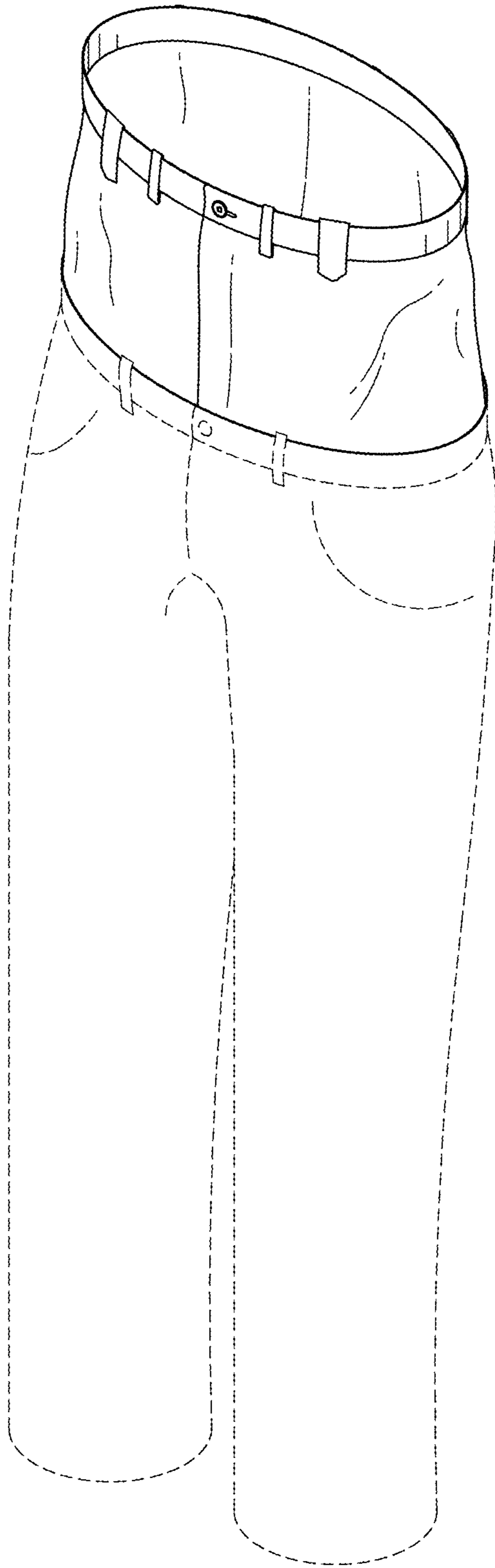


FIG. 1

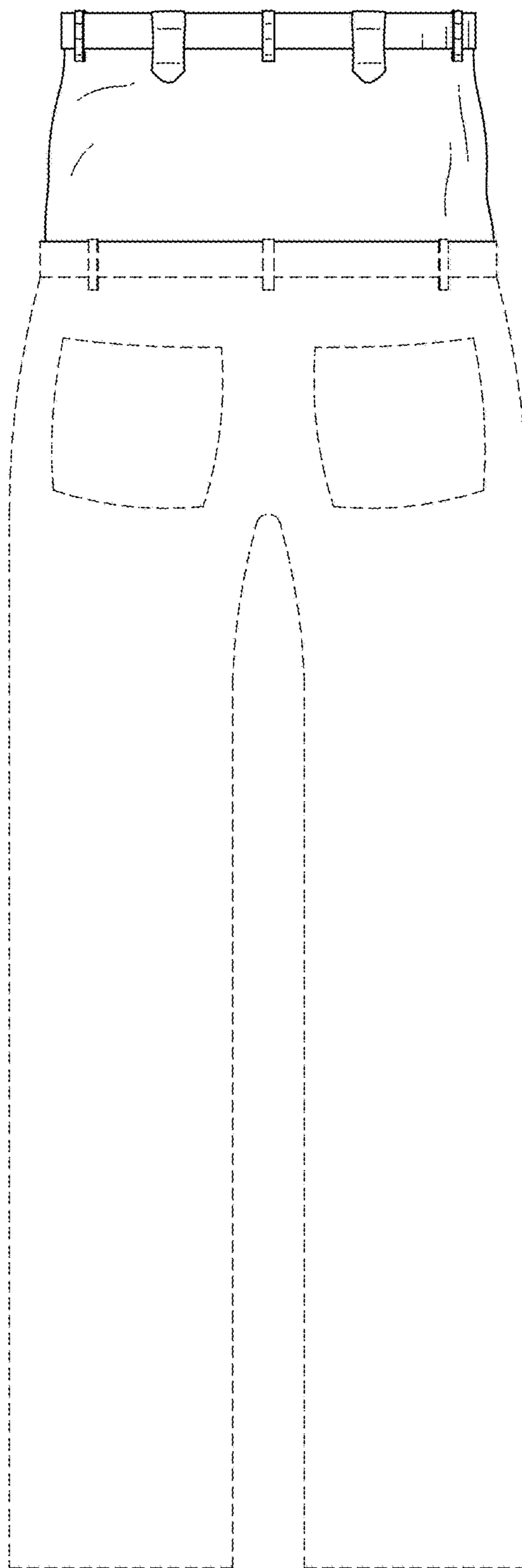


FIG. 2

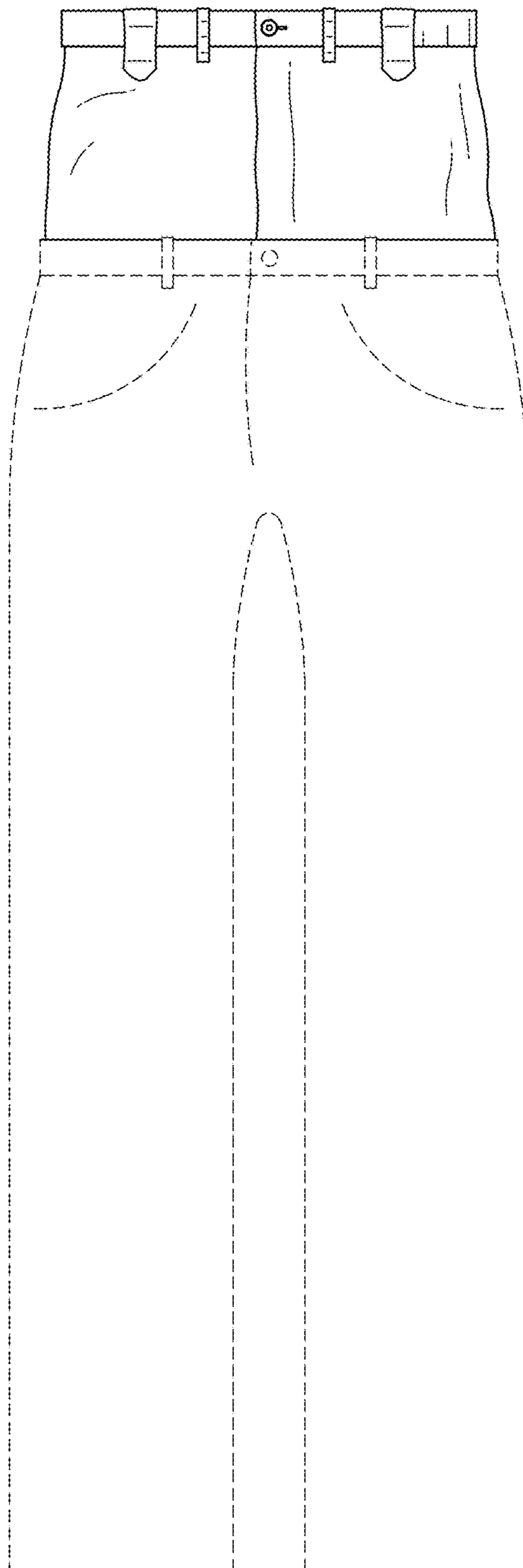


FIG. 3




FIG. 4

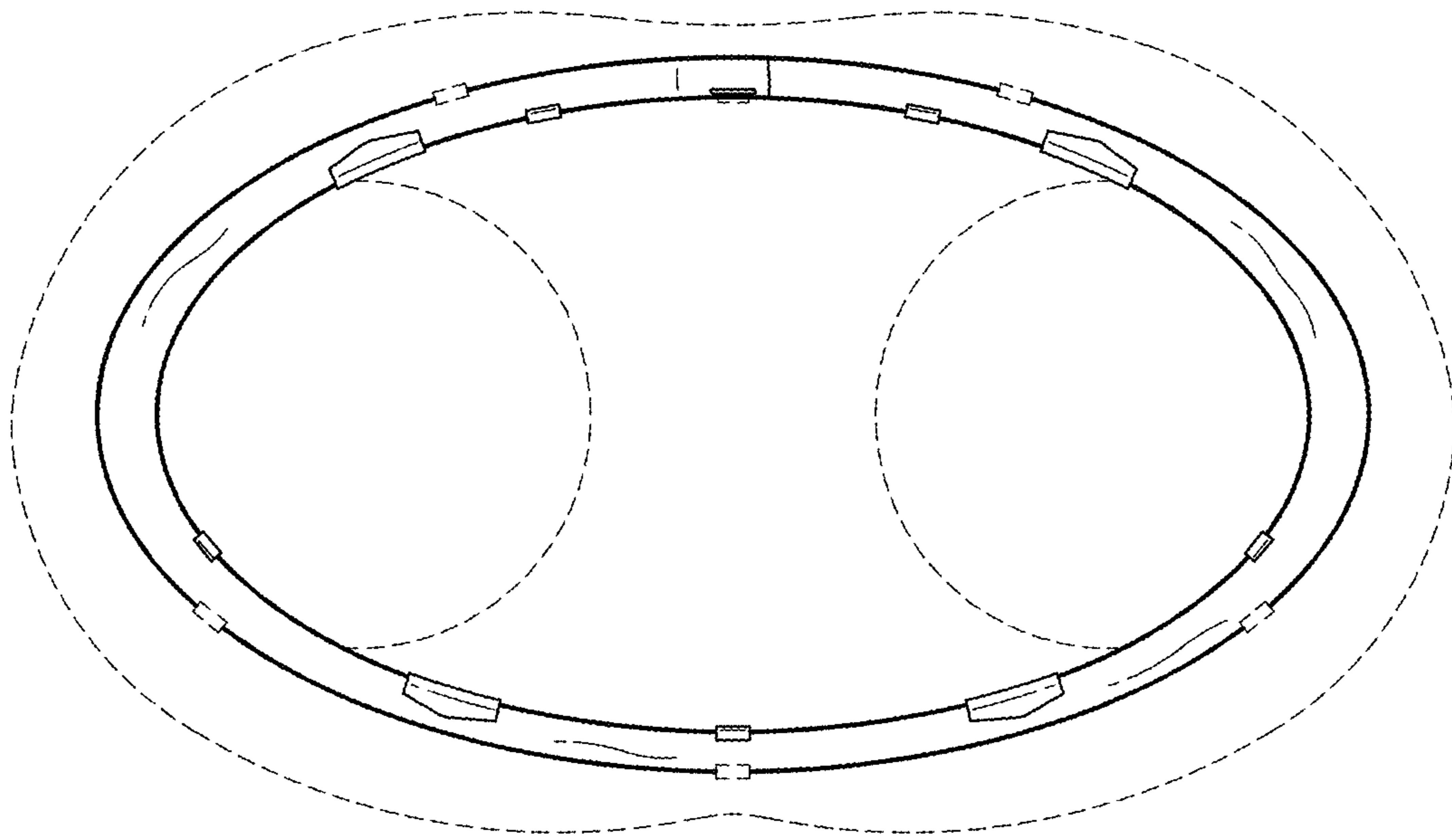


FIG. 5

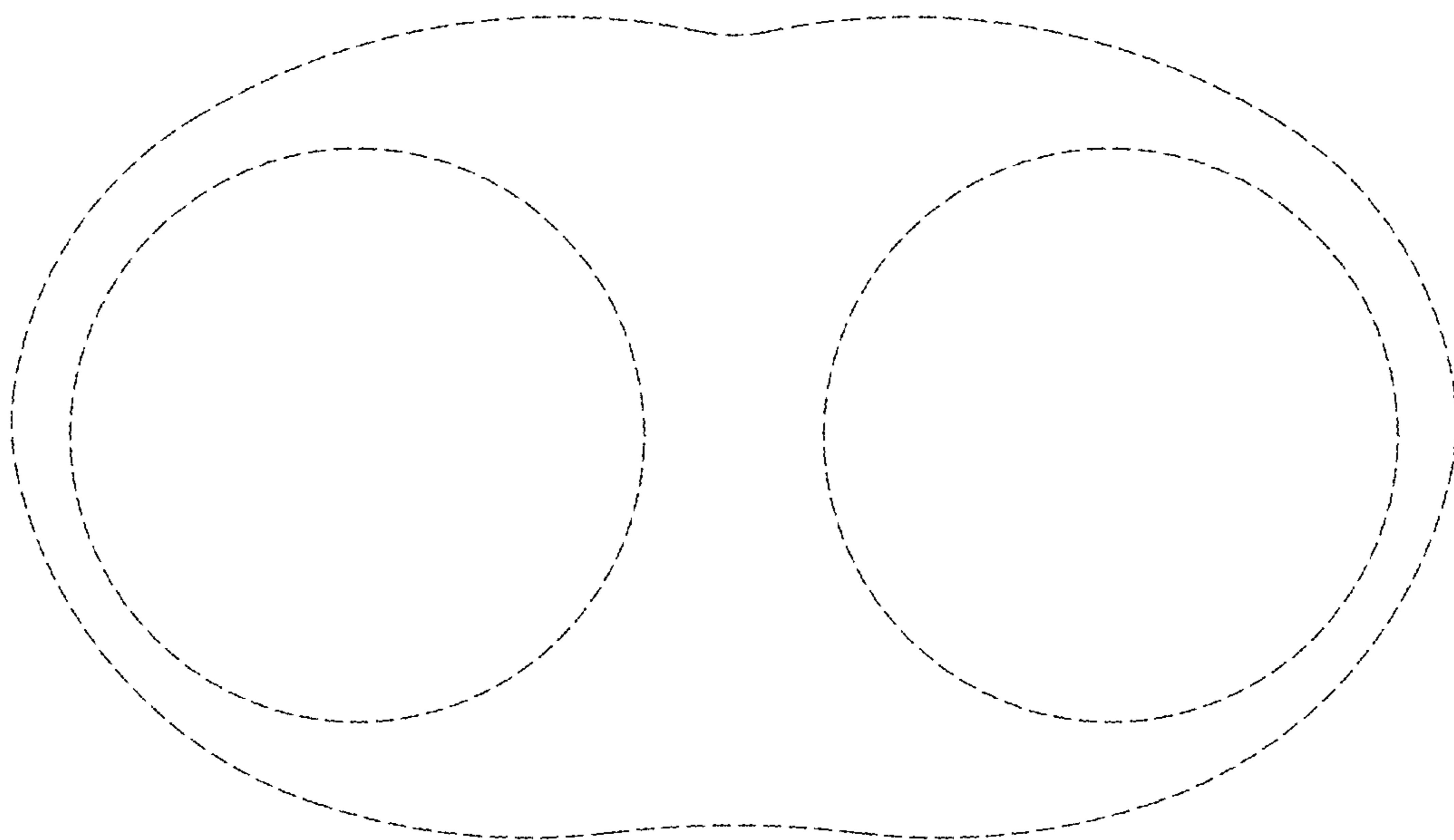


FIG. 6