



US00D789035S

(12) **United States Design Patent**
Terrell

(10) **Patent No.:** **US D789,035 S**

(45) **Date of Patent:** **** Jun. 13, 2017**

(54) **SHORT**

(71) Applicant: **NIKE, Inc.**, Beaverton, OR (US)

(72) Inventor: **Brogan Terrell**, Portland, OR (US)

(73) Assignee: **NIKE, Inc.**, Beaverton, OR (US)

(**) Term: **15 Years**

(21) Appl. No.: **29/554,875**

(22) Filed: **Feb. 16, 2016**

(51) **LOC (10) Cl.** **02-02**

(52) **U.S. Cl.**
USPC **D2/731**

(58) **Field of Classification Search**
USPC D5/47, 54; D2/712, 728, 731, 738, 742
CPC A41D 1/084; A41D 1/088; A41D 1/08;
A41D 1/086; A41D 1/082; A41D 7/00;
A41B 9/001; A41B 9/02
See application file for complete search history.

(56) **References Cited**

U.S. PATENT DOCUMENTS

D165,902 S *	2/1952	Brenner	D2/712
D166,363 S *	4/1952	Terry	D2/712
D313,692 S *	1/1991	Karn	D2/738
D545,530 S *	7/2007	Helbing	D2/731
D551,428 S *	9/2007	Heo	D2/712
D597,281 S *	8/2009	Young	D2/738
D661,464 S *	6/2012	Wilson	D2/738
D668,840 S *	10/2012	McCray	D2/738
D672,530 S *	12/2012	Williams	D2/738
D673,347 S *	1/2013	Sumpton	D2/738
D685,998 S *	7/2013	Robbins, III	D5/47
D699,908 S *	2/2014	Fang	D32/40
D739,643 S *	9/2015	Borovicka	D2/738
D743,144 S *	11/2015	Swan	D2/738
D743,670 S *	11/2015	Gust	A41D 1/08
				D2/738
D746,543 S *	1/2016	McClain	D2/731

D747,845 S *	1/2016	Pasloski	D2/731
D762,946 S *	8/2016	McArthur	D2/731
D772,535 S *	11/2016	McArthur	D2/731
2014/0331390 A1 *	11/2014	Matsumoto	A41B 9/023
				2/403
2016/0073697 A1 *	3/2016	Nezat	A41B 17/00
				2/113
2016/0353811 A1 *	12/2016	Wallace	A41D 1/084

* cited by examiner

Primary Examiner — Robin V Webster

Assistant Examiner — James Thorn, Sr.

(74) *Attorney, Agent, or Firm* — Shook, Hardy & Bacon L.L.P.

(57) **CLAIM**

The ornamental design for a short, as shown and described.

DESCRIPTION

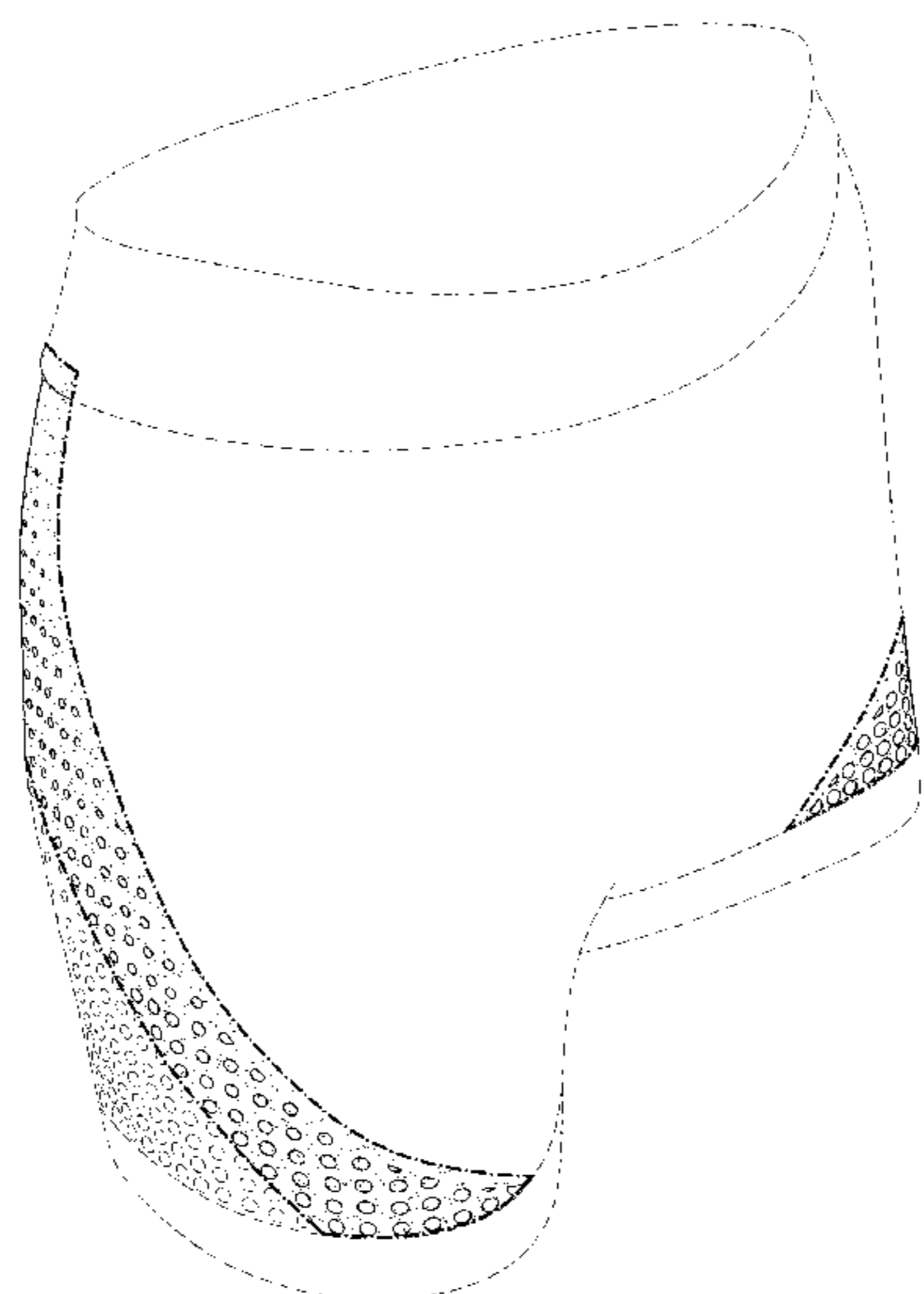
FIG. 1 is a right front perspective view of a short according to the present design;
FIG. 2 is a front view thereof;
FIG. 3 is a right side view thereof;
FIG. 4 is a left side view thereof; and,
FIG. 5 is a back view thereof.

The broken lines shown in the drawings are for the purpose of illustrating environmental structure and form no part of the claimed design.

The long and short broken lines are boundary lines, which define the bounds of the claimed design. It is understood that the claimed design extends to these boundaries but does not include the boundaries.

The surface shading on the claimed portion is provided only to indicate the character and/or any contour or curvature of the surfaces. They do not indicate color, texture, markings that actually exist thereon, indicia, graphic representations, surface treatment, or any other ornamentation applied to the article.

1 Claim, 4 Drawing Sheets



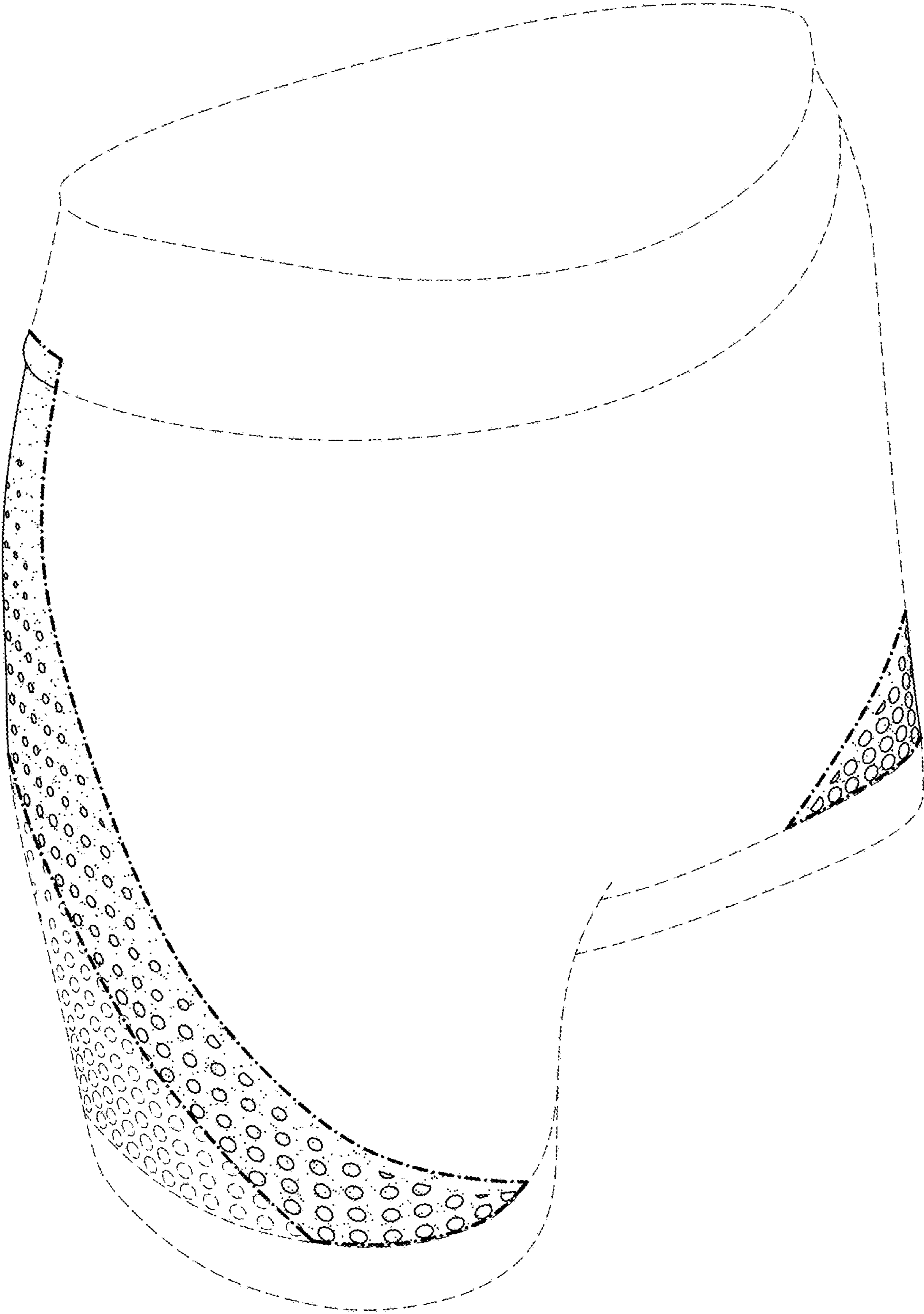


FIG. 1

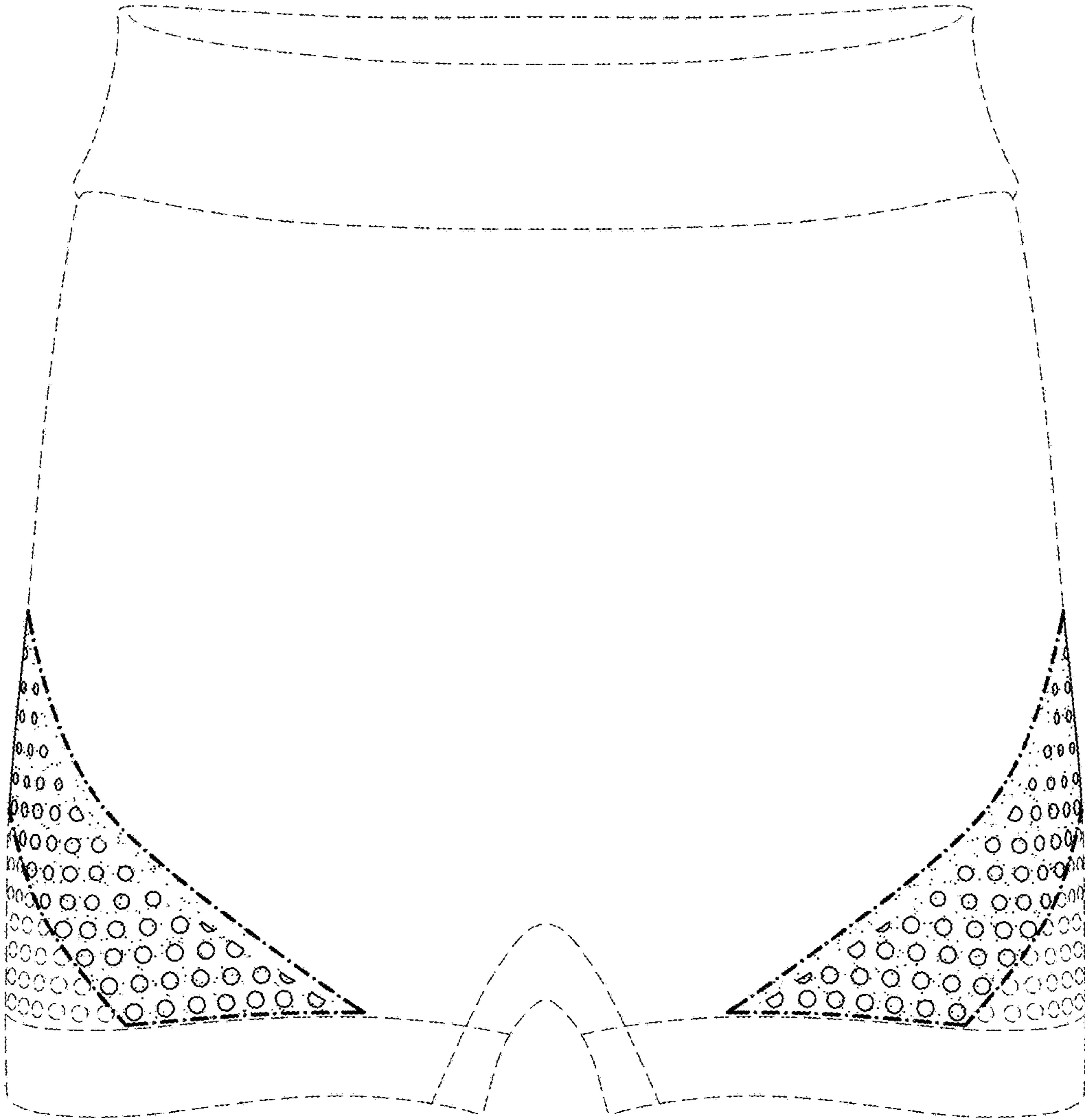


FIG. 2

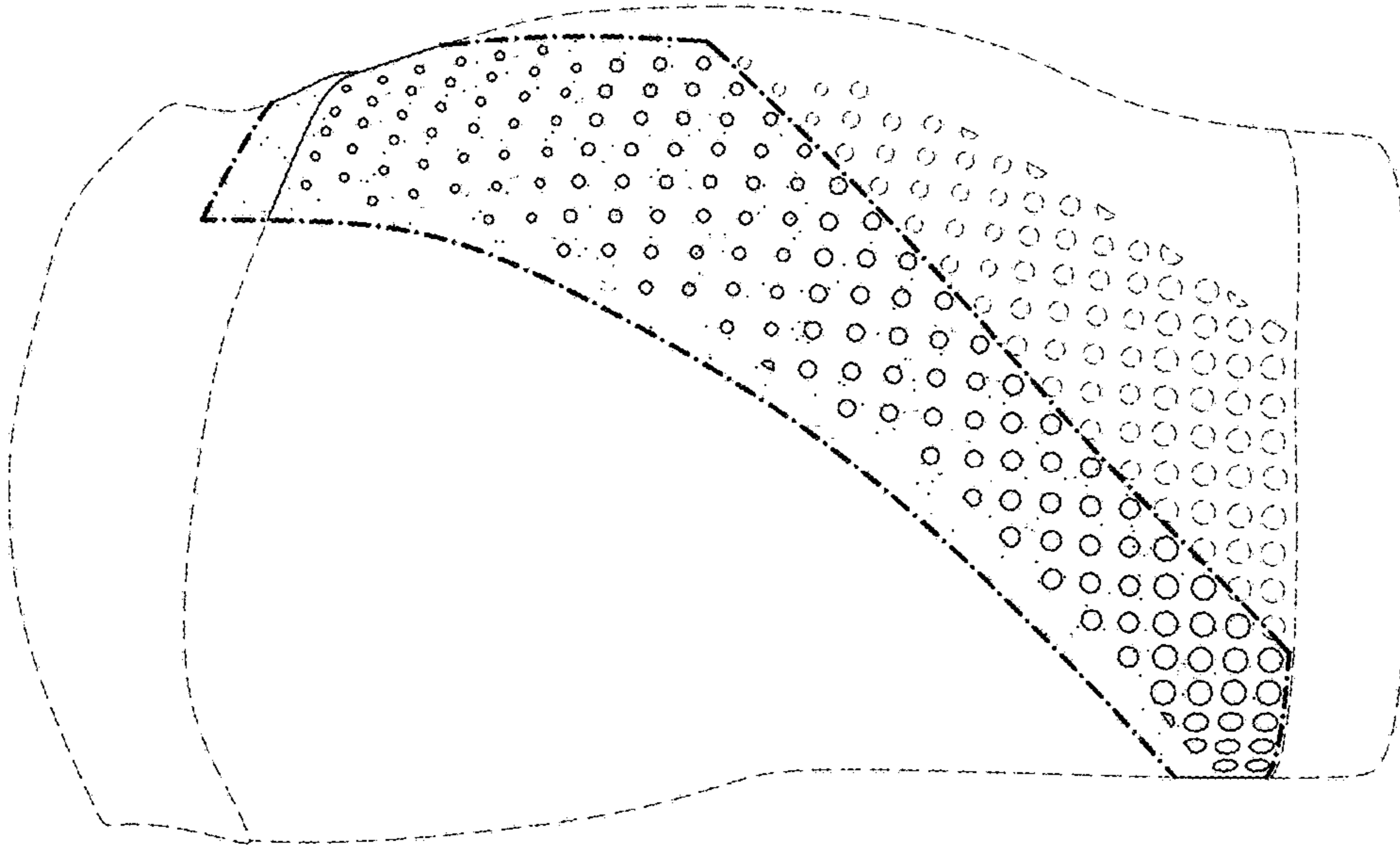


FIG. 4

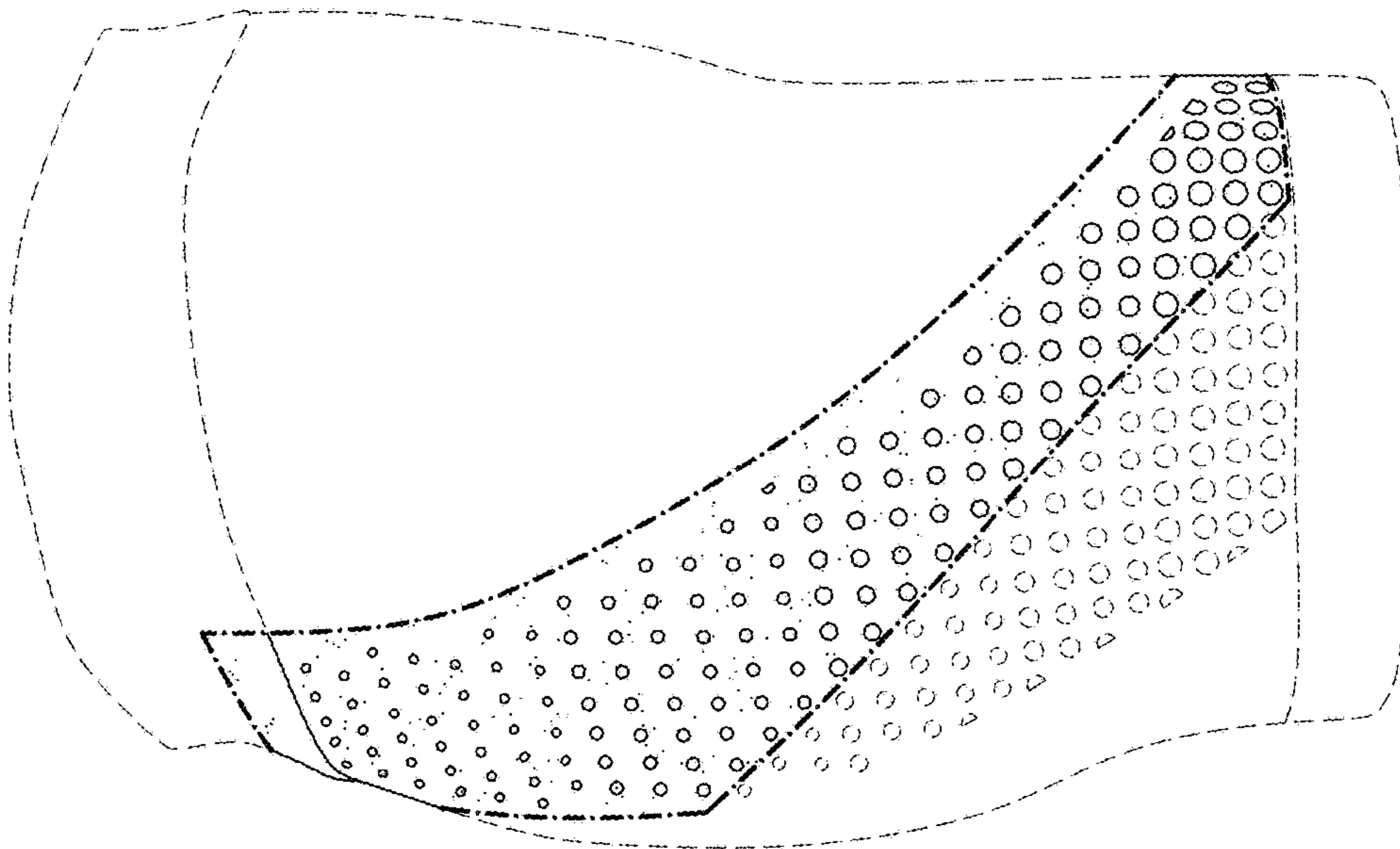


FIG. 3

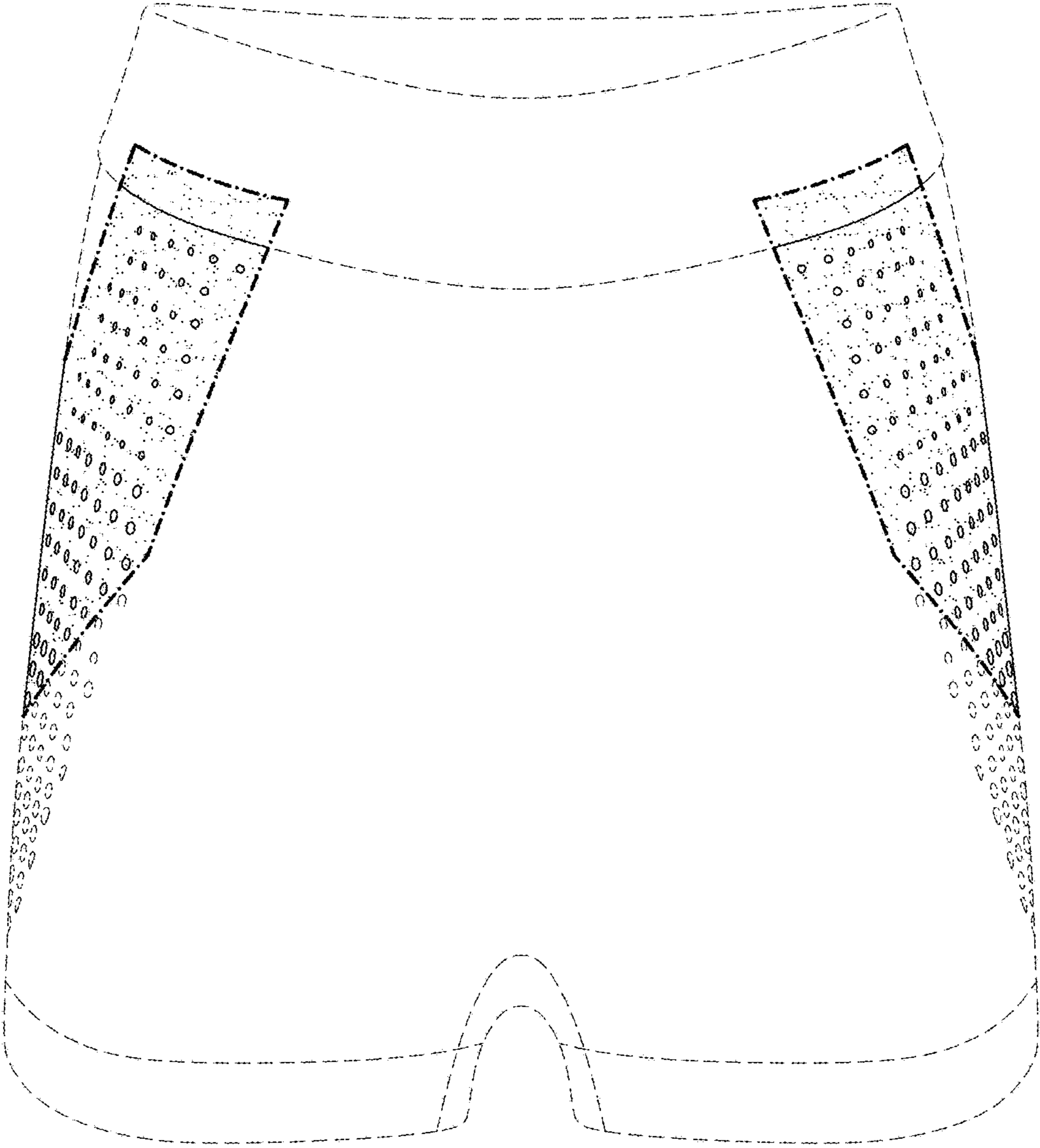


FIG. 5

UNITED STATES PATENT AND TRADEMARK OFFICE
CERTIFICATE OF CORRECTION

PATENT NO. : D789,035 S
APPLICATION NO. : 29/554875
DATED : June 13, 2017
INVENTOR(S) : Brogan Terrell

Page 1 of 1

It is certified that error appears in the above-identified patent and that said Letters Patent is hereby corrected as shown below:

On the Title Page

In the Description:

Line 5: "thereof; and," should read --thereof; and--.

Line 7: "The broken lines shown in the drawings are for the purpose..." should read --The broken lines shown in the drawings are included for the purpose...--.

Signed and Sealed this
First Day of August, 2017



Joseph Matal
*Performing the Functions and Duties of the
Under Secretary of Commerce for Intellectual Property and
Director of the United States Patent and Trademark Office*