



US00D789032S

(12) **United States Design Patent**
Robinson

(10) **Patent No.:** **US D789,032 S**
(45) **Date of Patent:** **** Jun. 13, 2017**

(54) **GLOVE HOLDER**

(71) Applicant: **Robert Robinson**, St. Petersburg, FL
(US)

(72) Inventor: **Robert Robinson**, St. Petersburg, FL
(US)

(**) Term: **15 Years**

(21) Appl. No.: **29/550,673**

(22) Filed: **Jan. 6, 2016**

(51) **LOC (10) Cl.** **02-06**

(52) **U.S. Cl.**
USPC **D2/623**

(58) **Field of Classification Search**
USPC D2/610-623, 909; D29/113-116, 116.2,
D29/117.1, 117.2, 118, 119, 123;
D28/56, 63; D30/152, 153; D3/221,
D3/259, 328, 328.1, 329
CPC A45C 13/00; A01K 15/02; A01K 15/04;
A01K 27/00; A01K 27/006
See application file for complete search history.

(56) **References Cited**

U.S. PATENT DOCUMENTS

D329,744 S *	9/1992	Moore	D3/259
5,177,881 A	1/1993	Moore	
D356,433 S *	3/1995	Humphrey	D2/614
D365,236 S *	12/1995	Stockwell	D6/513
D367,949 S *	3/1996	Vallance	D2/628
D419,294 S *	1/2000	Wang	D3/255
6,212,688 B1 *	4/2001	Leslie	A41D 19/0041 2/160
D541,043 S	4/2007	Paradise	
D584,505 S *	1/2009	Baskett	D22/134
D617,977 S *	6/2010	Toth	D2/617
D631,252 S *	1/2011	Leslie	D3/329
D631,253 S *	1/2011	Leslie	D3/329
D631,254 S *	1/2011	Leslie	D3/329
D664,735 S *	7/2012	Manning	D34/27

D695,470 S *	12/2013	Reed	D30/153
D699,405 S *	2/2014	McKinnell	D30/152
D699,406 S *	2/2014	Stolte	D30/153
8,807,405 B2 *	8/2014	Crandall	A45F 3/12 2/268
8,869,423 B2	10/2014	Nicholson	
9,339,086 B2 *	5/2016	Hill	A44B 11/04
9,402,381 B1 *	8/2016	Craddock	A01K 97/10
2011/0035911 A1 *	2/2011	Carnate	A45C 13/00 24/306
2011/0120390 A1 *	5/2011	Kung	A01K 27/005 119/798

(Continued)

OTHER PUBLICATIONS

Glove Strap. [online] Published date unknown. Retrieved on Nov. 1, 2016 from <URL: <http://allcallfirestore.com/product/glove-strap/>>.*

Primary Examiner — Vy Koenig
Assistant Examiner — Omeed Agilee
(74) *Attorney, Agent, or Firm* — Stevenson IP, LLC

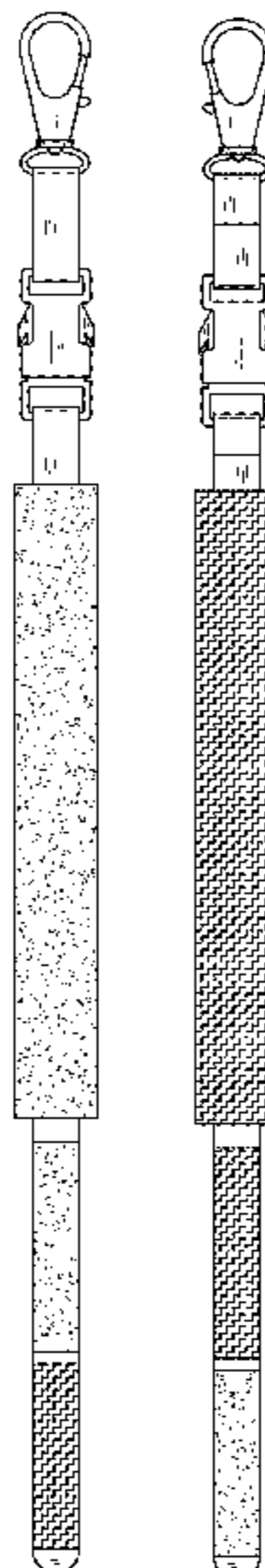
(57) **CLAIM**

The ornamental design for a glove holder, as shown and described.

DESCRIPTION

FIG. 1 is a front elevation view of a glove holder showing my new design;
FIG. 2 is a rear elevation view thereof;
FIG. 3 is a right side elevation view thereof;
FIG. 4 is a left side elevation view thereof;
FIG. 5 is a top plan view thereof;
FIG. 6 is a bottom plan view thereof; and,
FIG. 7 is an in-use perspective view thereof.
The broken lines in FIG. 7 of the drawings depict a portion of a golf cart and golf gloves as environmental subject matter only and form no part of the claimed design.

1 Claim, 3 Drawing Sheets



(56)

References Cited

U.S. PATENT DOCUMENTS

2013/0047935 A1* 2/2013 Pieper A01K 27/006
119/792

* cited by examiner



FIG. 1




FIG. 2

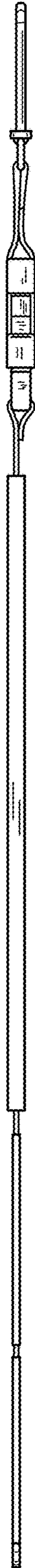


FIG. 3



FIG. 4



FIG. 5



FIG. 6

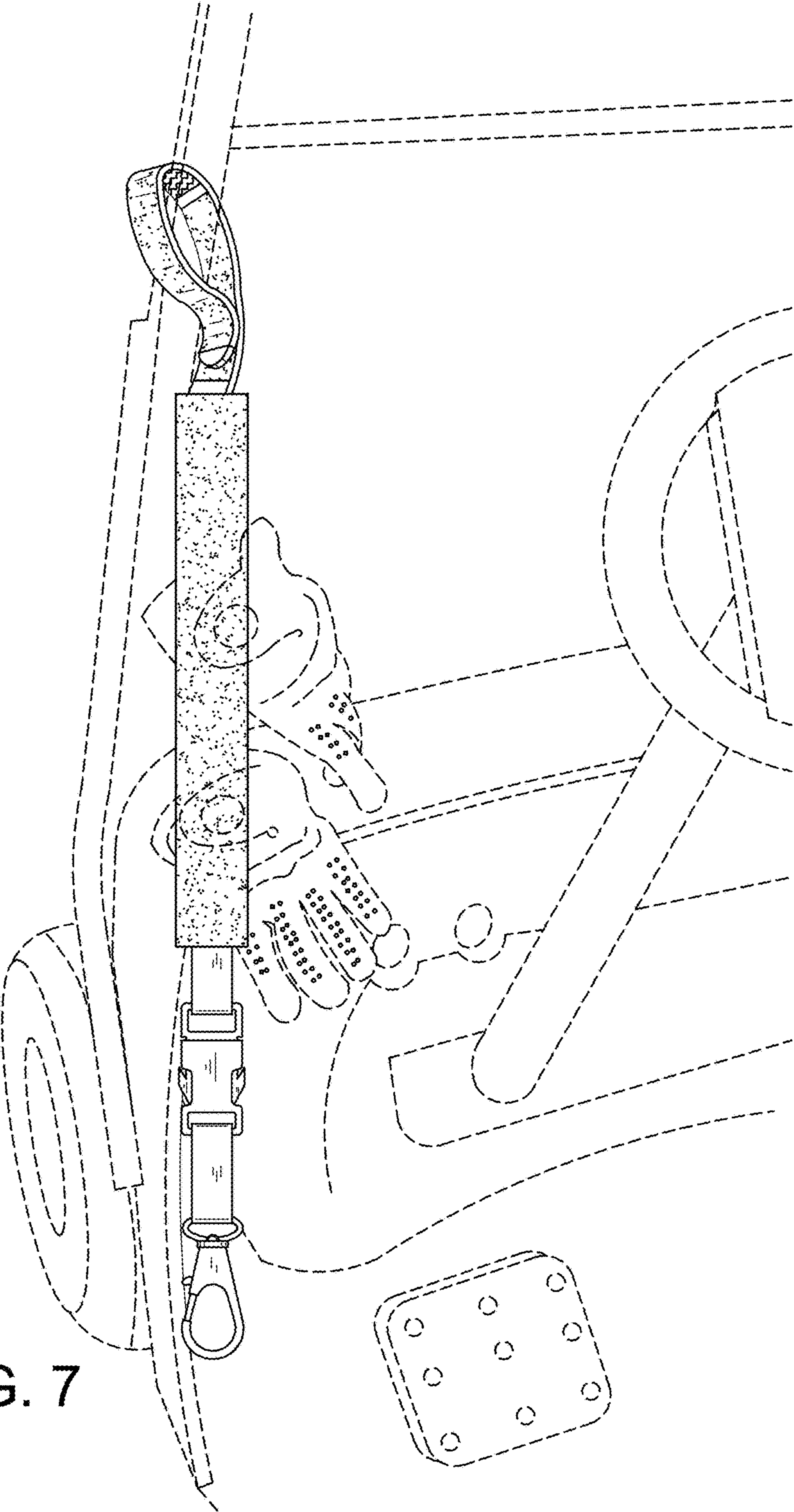


FIG. 7