



US00D789027S

(12) **United States Design Patent**
Huthmaker et al.

(10) **Patent No.:** **US D789,027 S**
(45) **Date of Patent:** **** Jun. 13, 2017**

(54) **SNACK FOOD PRODUCT**

(71) Applicant: **Frito-Lay North America, Inc.**, Plano, TX (US)

(72) Inventors: **Todd James Huthmaker**, Alpharetta, GA (US); **John Mampra Mathew**, Plano, TX (US); **Sevugan Palaniappan**, Plano, TX (US)

(73) Assignee: **Frito-Lay North America, Inc.**, Plano, TX (US)

(**) Term: **15 Years**

(21) Appl. No.: **29/563,639**

(22) Filed: **May 6, 2016**

(51) **LOC (10) Cl.** **01-01**

(52) **U.S. Cl.**
USPC **D1/128**

(58) **Field of Classification Search**
USPC D1/100-130, 199; 426/104, 108, 138, 426/391, 549, 808, 94, 143, 559, 560; D11/12, 24, 40, 43, 79, 86, 95; D24/101-104; 446/118, 128; D21/335, D21/484, 499, 503; D9/707, 756
CPC A21D 13/0029; A21D 13/0074; A21D 13/0022; A21D 13/0006; A23L 1/1641; A23L 1/005
See application file for complete search history.

(56) **References Cited**

U.S. PATENT DOCUMENTS

713,795 A * 11/1902 Perky A23L 7/13
426/560
D99,326 S * 4/1936 Hauswald 206/526

2,398,636 A * 4/1946 Henney A22C 7/00
426/144
D213,034 S * 12/1968 Slaybaugh D1/123
5,453,574 A * 9/1995 Zuran A47J 37/067
126/25 R
D581,207 S * 11/2008 Leavens D7/359
D581,626 S * 12/2008 Chatel D1/120
D593,727 S * 6/2009 Willoughby D1/120
D660,640 S * 5/2012 De'Longhi D7/354
8,602,018 B2 * 12/2013 Johnston A47J 37/0694
126/152 B
D768,436 S * 10/2016 Chung D7/409
9,554,671 B2 * 1/2017 Poon A47J 37/0694
2005/0204931 A1 * 9/2005 Cheng A47J 37/108
99/422

* cited by examiner

Primary Examiner — Garth Rademaker

Assistant Examiner — Katie Stofko Mroczka

(74) *Attorney, Agent, or Firm* — Stephen Y. Liu; Colin P. Cahoon; Carstens & Cahoon, LLP

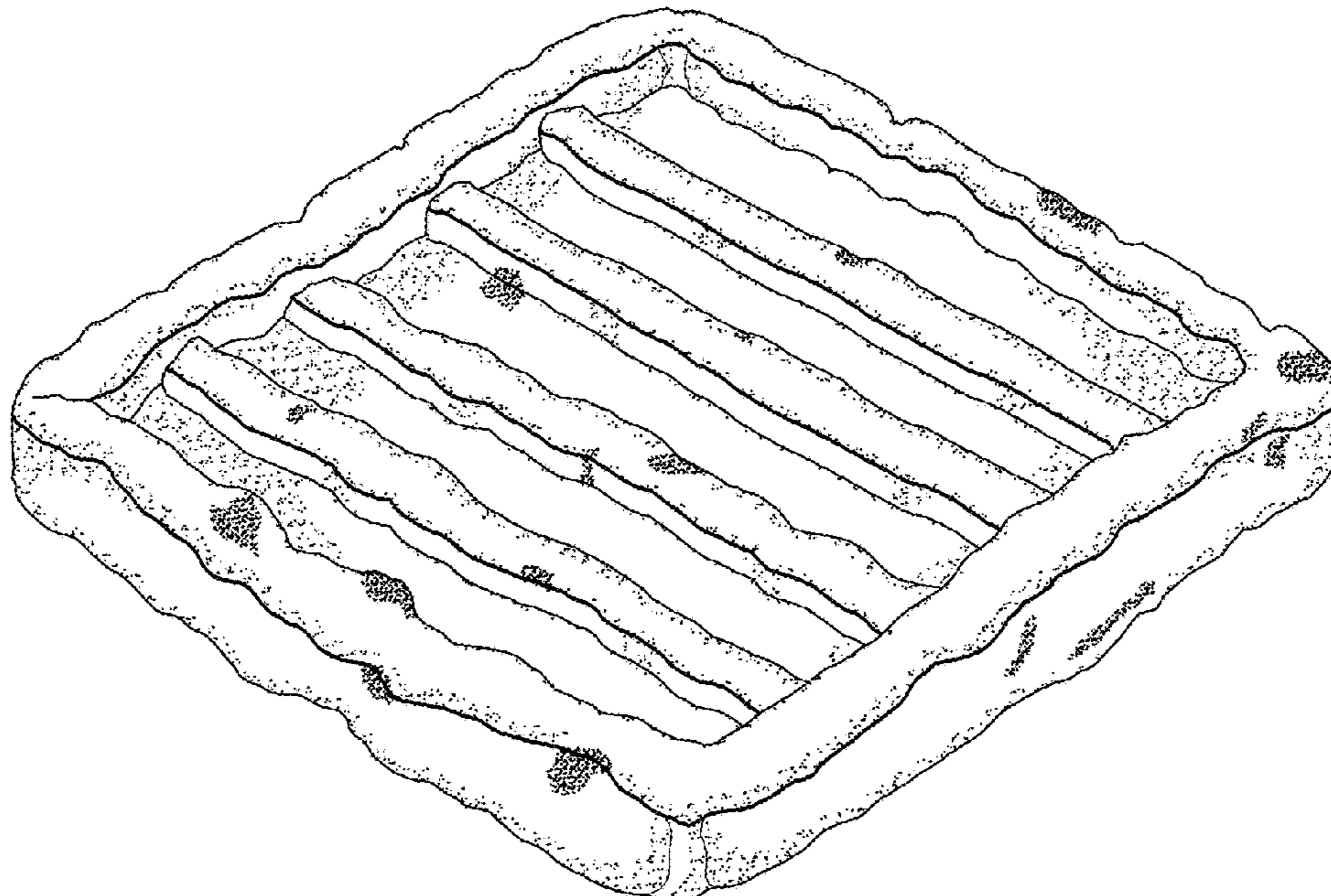
(57) **CLAIM**

The ornamental design for a snack food product, as shown and described.

DESCRIPTION

FIG. 1 is a perspective view of a snack food product; FIG. 2 is a front view thereof; FIG. 3 is a back view thereof; FIG. 4 is a right side view thereof; FIG. 5 is a left side view thereof; FIG. 6 is a top view thereof; and, FIG. 7 is a bottom view thereof.

1 Claim, 3 Drawing Sheets



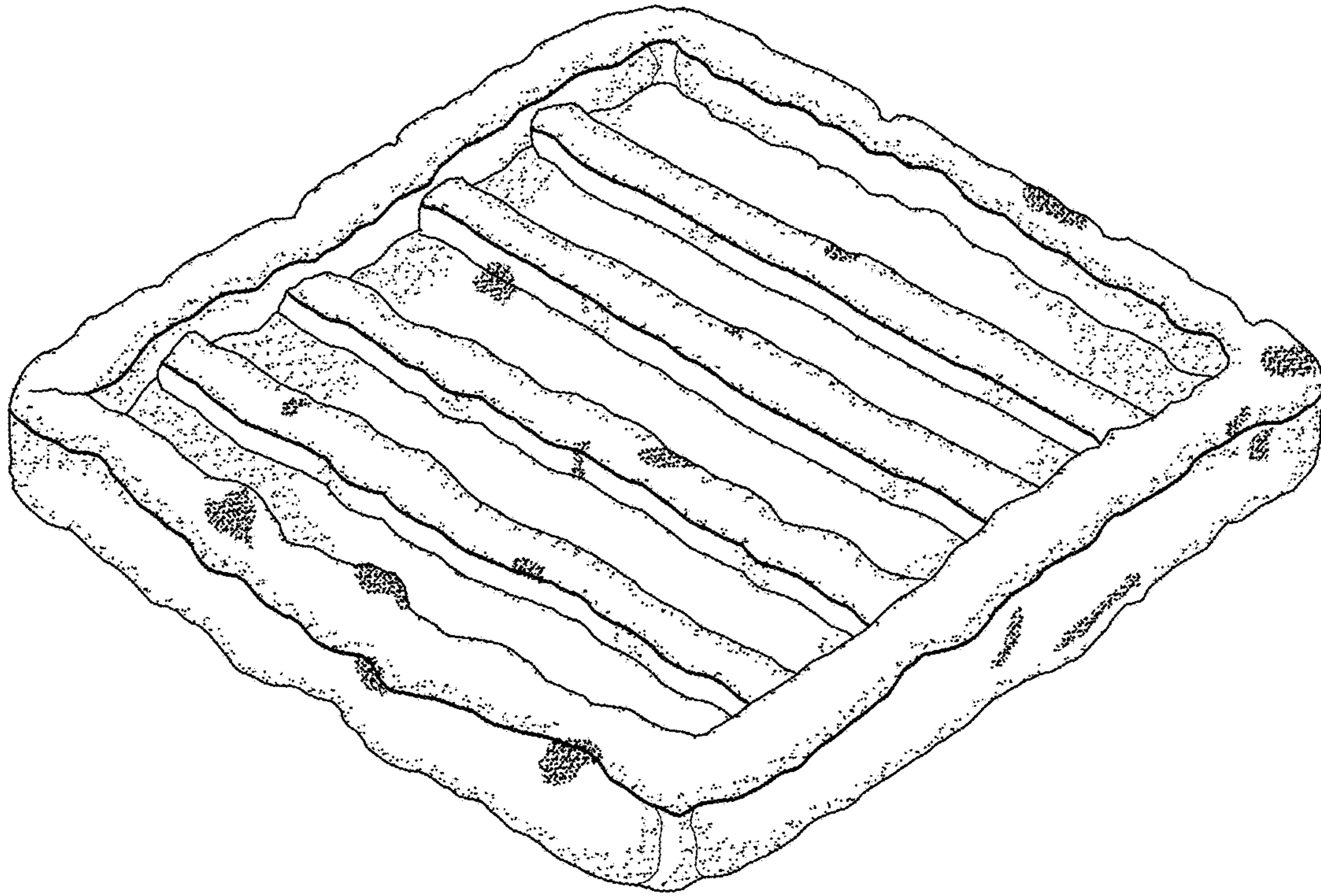


FIG. 1



FIG. 2



FIG. 3




FIG. 4




FIG. 5

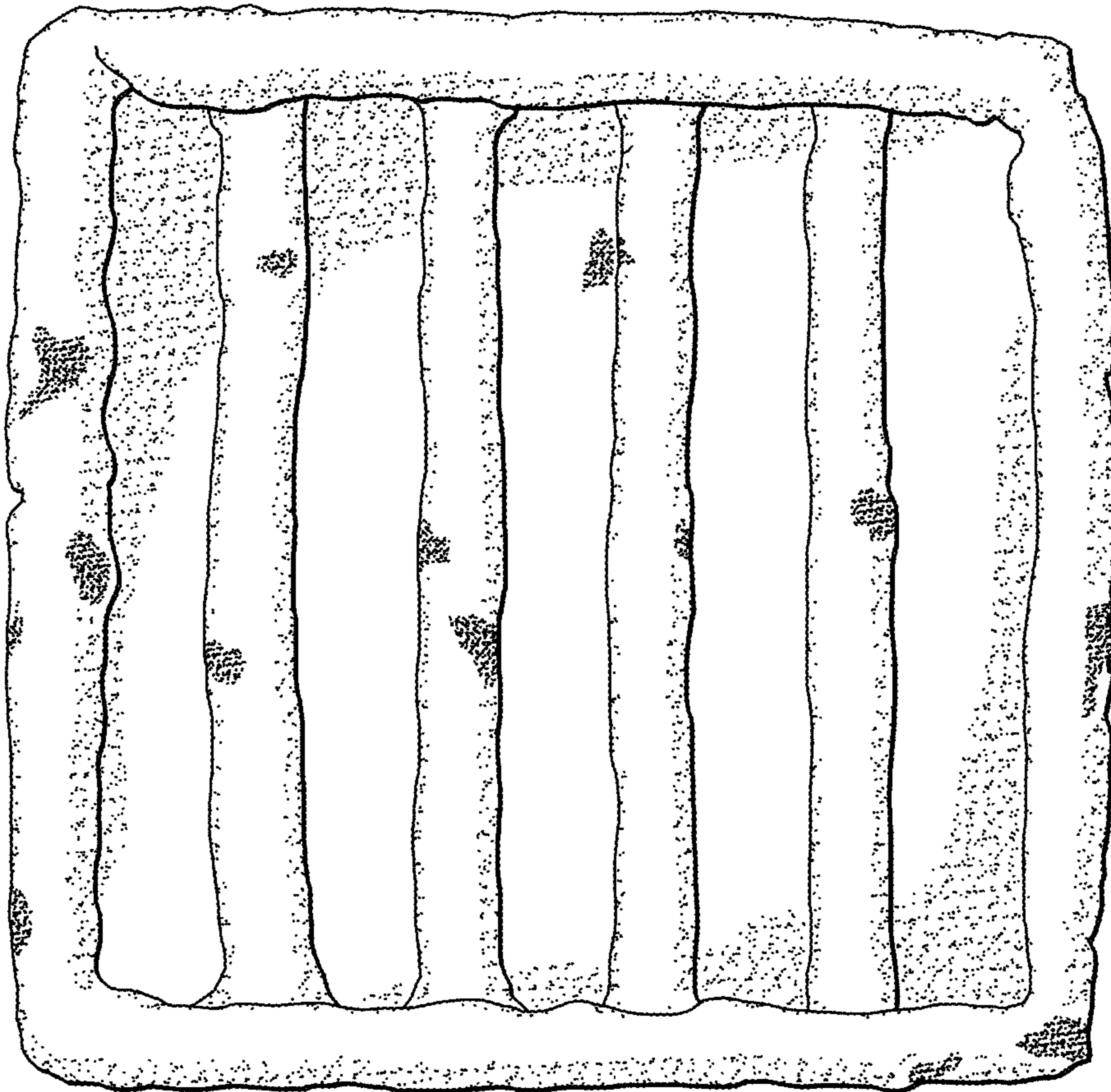


FIG. 6




FIG. 7