



US00D789026S

(12) **United States Design Patent**
Graham

(10) **Patent No.:** **US D789,026 S**
(45) **Date of Patent:** **** Jun. 13, 2017**

- (54) **THREE-DIMENSIONAL EDIBLE CONFECTION**
- (71) Applicant: **Bridget I. Graham**, East Orange, NJ (US)
- (72) Inventor: **Bridget I. Graham**, East Orange, NJ (US)
- (**) Term: **14 Years**
- (21) Appl. No.: **29/506,664**
- (22) Filed: **Oct. 17, 2014**
- (51) **LOC (10) Cl.** **01-01**
- (52) **U.S. Cl.**
USPC **D1/115; D1/106**
- (58) **Field of Classification Search**
USPC D1/100-130, 199; 426/5, 76, 87, 92, 94, 426/95, 99, 101, 103, 104, 108, 138-139, 426/143, 144, 279, 282, 283, 391, 514, 426/549, 559, 560, 660, 808; D21/586, D21/628; D11/117, 146; D26/24, 60, D26/68, 73, 101; D7/610; D23/367; D9/646, 663; D19/6, 42; D4/124; D27/151; 362/122; D20/29
CPC A23G 3/50; A23G 3/54; A23J 3/26; A23L 1/0067
See application file for complete search history.

D223,313 S	4/1972	White	
D226,152 S	1/1973	Dowding	
D238,589 S	1/1976	Fletcher	
D246,232 S	11/1977	Hetherington	
D291,545 S	8/1987	Falco	
D313,107 S	12/1990	Maddock	
D349,568 S	8/1994	El-Assir	
D358,446 S	5/1995	Cooper	
D383,885 S *	9/1997	Franklin	426/803
D397,575 S *	9/1998	Miller	D6/600
D412,276 S *	7/1999	Arslanian	D9/546
D440,000 S	4/2001	Milicia	
6,364,501 B1 *	4/2002	Tai	A41G 1/005 362/122
D499,526 S *	12/2004	Albritton	426/803
D511,996 S *	11/2005	Kopsak	D11/184
D537,191 S	2/2007	Husbands	
7,244,038 B2 *	7/2007	Fotherby	A41G 1/005 362/101
D569,301 S *	5/2008	Fotherby	D11/117
D683,222 S *	5/2013	McGregor	D9/661

(Continued)

Primary Examiner — Garth Rademaker
Assistant Examiner — Katie Stofko Mroczka
(74) *Attorney, Agent, or Firm* — Quickpatents, LLC;
Kevin Prince

(57) **CLAIM**

I claim the ornamental design for a three-dimensional edible confection, as shown and described.

DESCRIPTION

FIG. 1 is a perspective view of a three-dimensional edible confection, showing my new design;
FIG. 2 is a front elevational view thereof;
FIG. 3 is a rear elevational view thereof;
FIG. 4 is a right-side elevational view thereof;
FIG. 5 is a left-side elevational view thereof;
FIG. 6 is a top plan view thereof; and,
FIG. 7 is a bottom plan view thereof.

1 Claim, 4 Drawing Sheets

(56) **References Cited**
U.S. PATENT DOCUMENTS

D33,916 S	1/1901	McConnell	
D37,243 S *	11/1904	Helmschmied	D11/117
D81,351 S	6/1930	Samuels	
2,140,022 A	12/1938	Martin	
2,204,037 A	6/1940	Fernbach	
D174,657 S	5/1955	Roberts	
D174,658 S	5/1955	Roberts	
3,023,540 A	3/1962	Schwab	



(56)

References Cited

U.S. PATENT DOCUMENTS

D687,339 S * 8/2013 Rues D11/117
8,888,310 B2 * 11/2014 Dayan F21V 31/005
362/122
D768,954 S * 10/2016 Salomon D2/608

* cited by examiner



FIG. 1

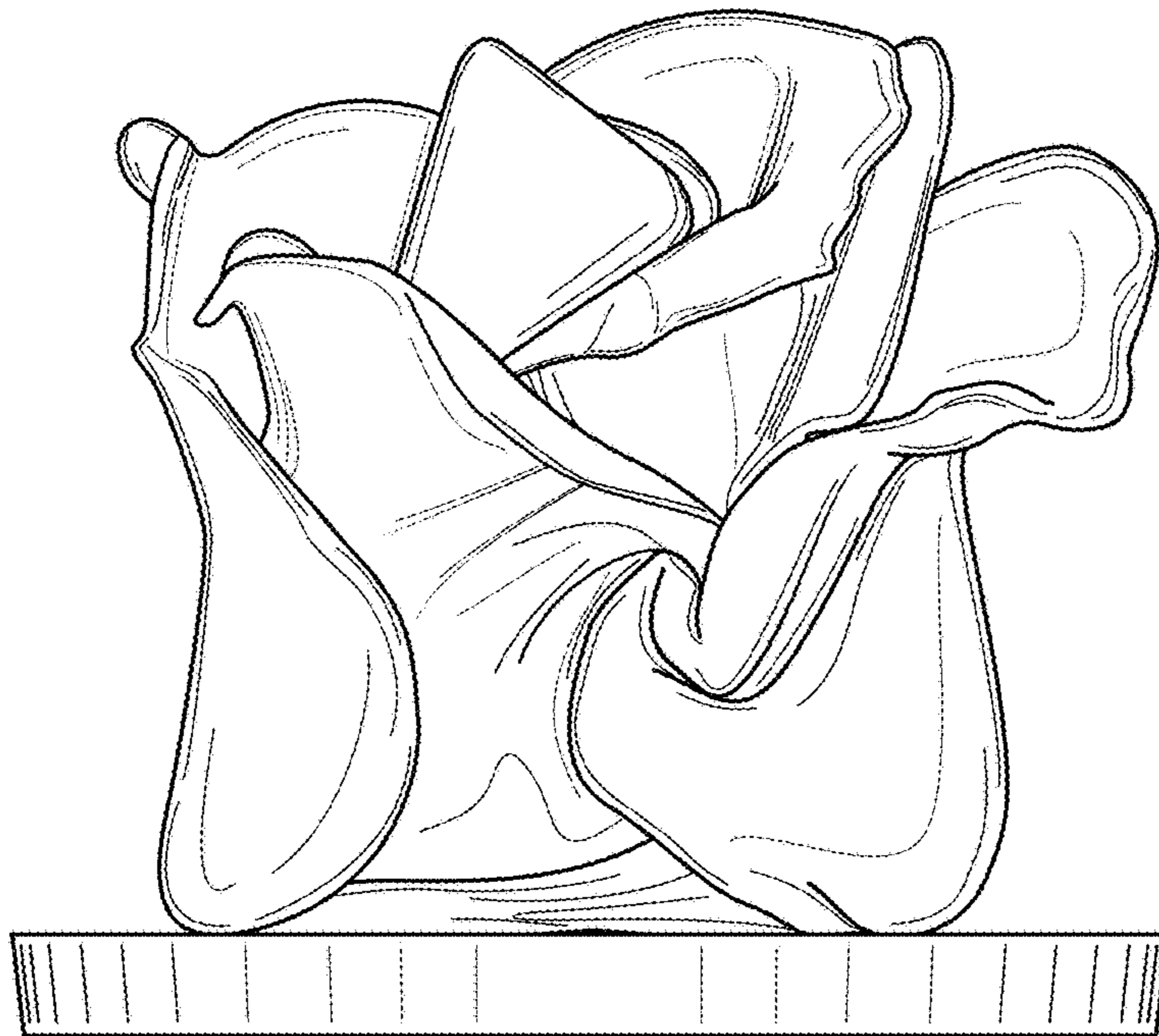


FIG. 2

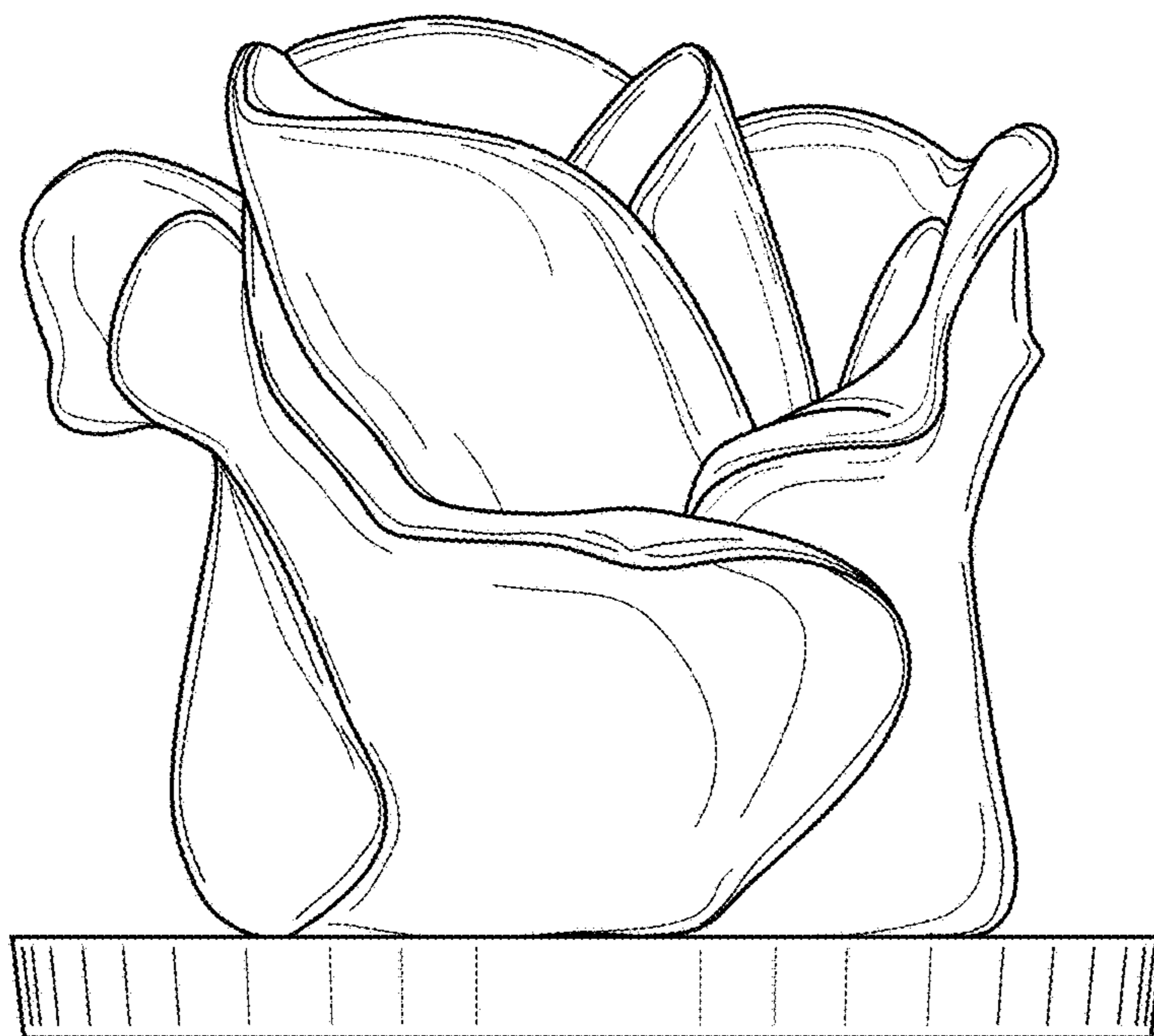


FIG. 3

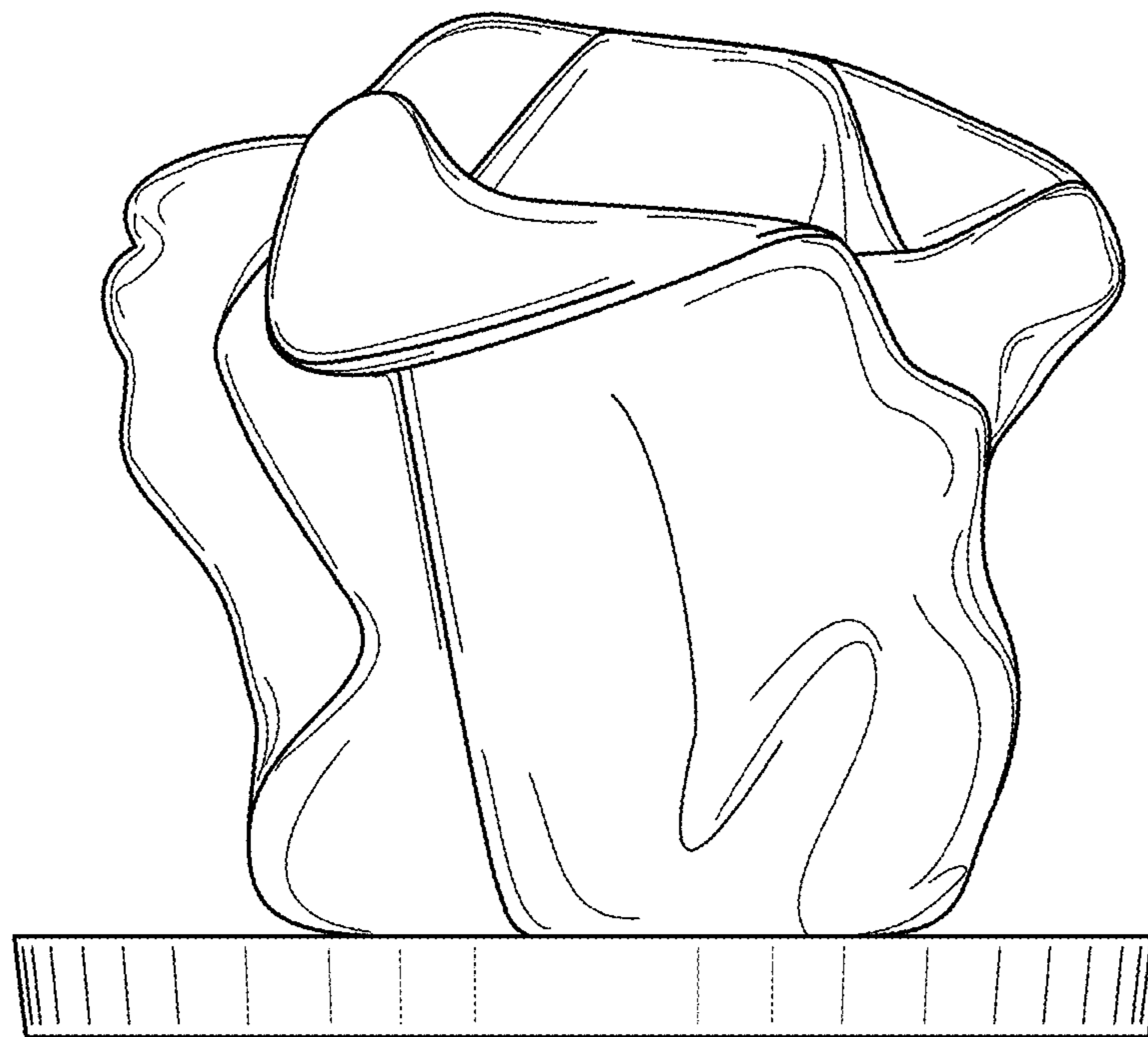


FIG. 4

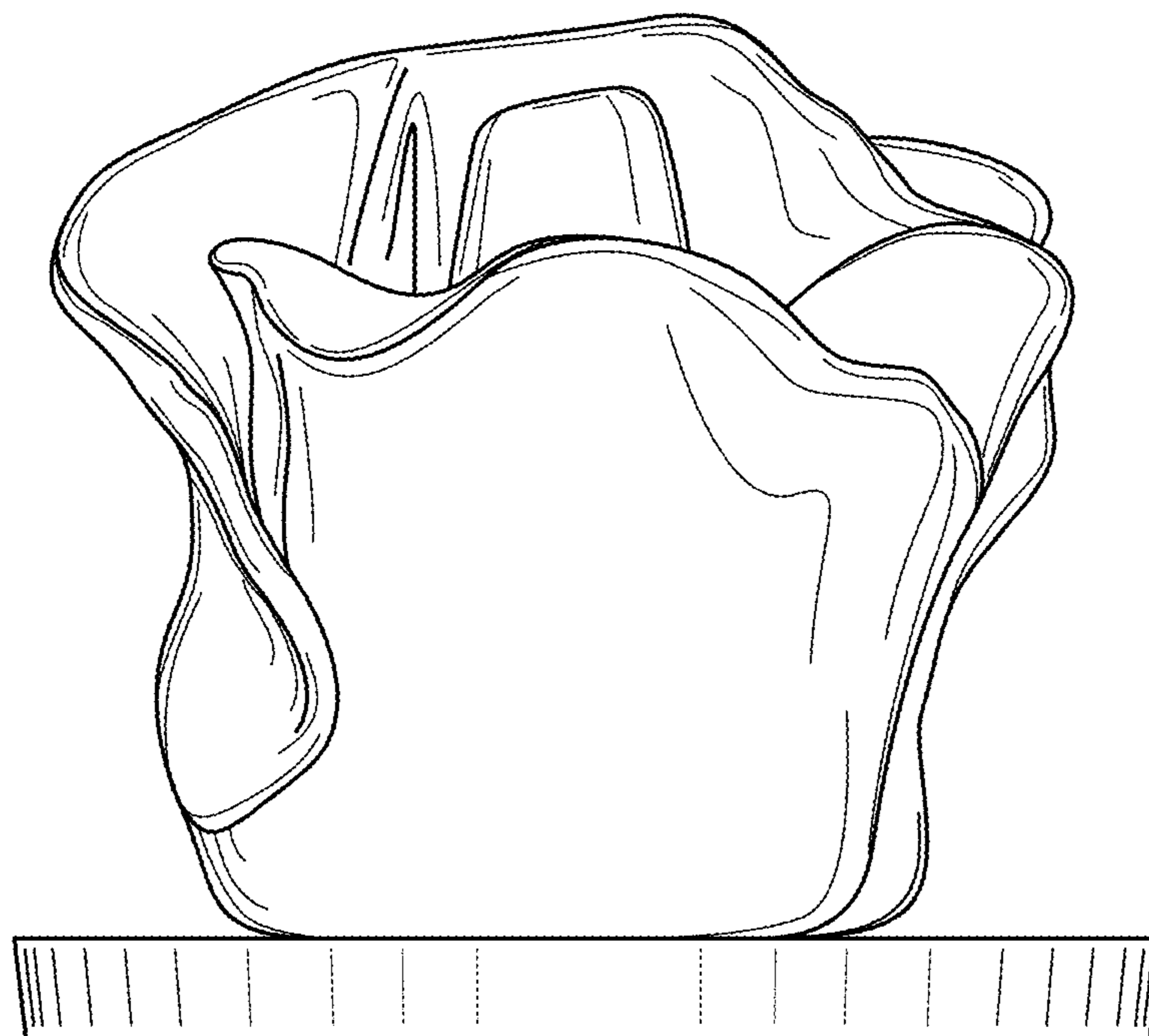


FIG. 5




FIG. 6

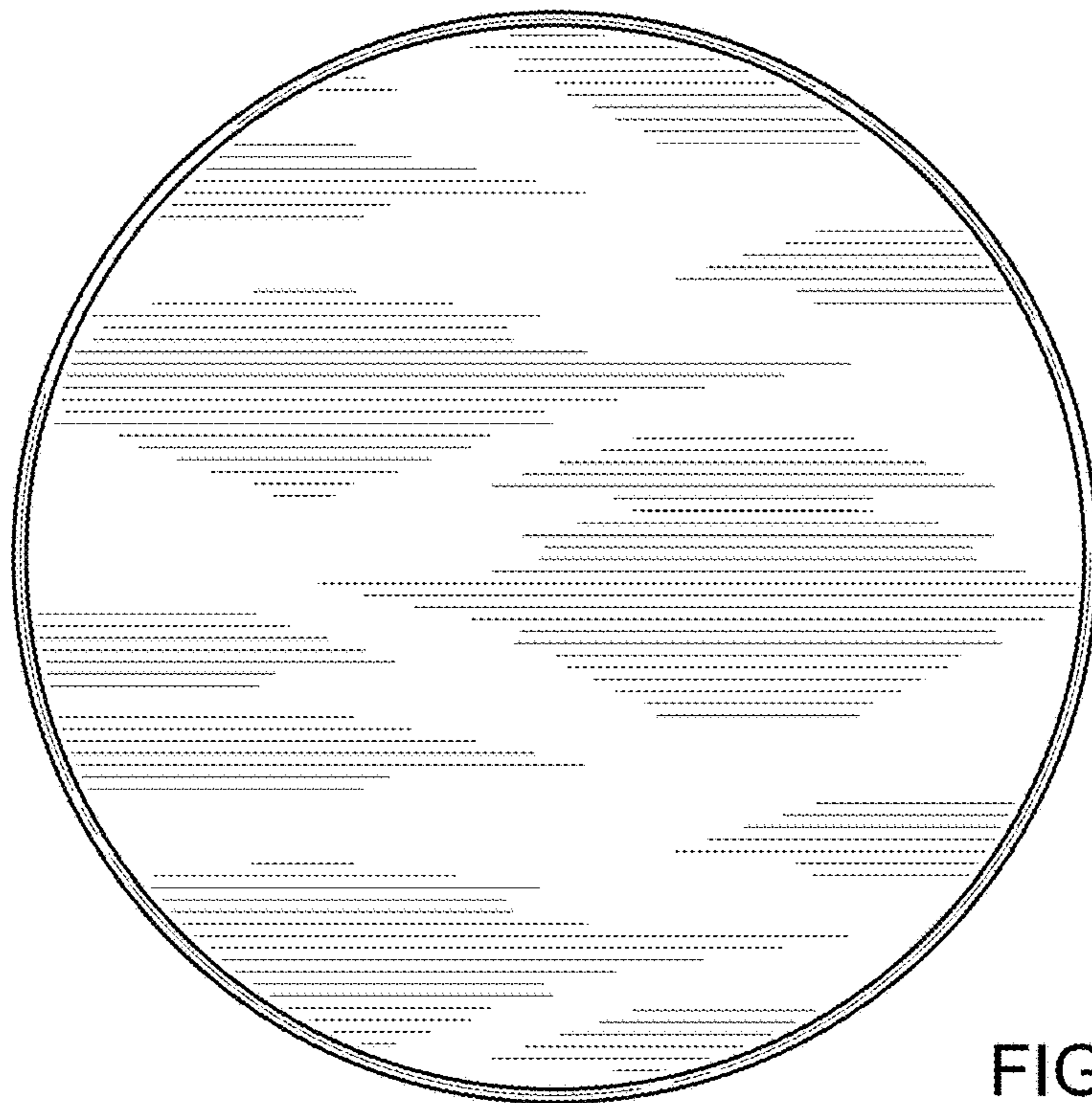


FIG. 7