



US00D789023S

(12) **United States Design Patent**
Kawlath

(10) **Patent No.:** **US D789,023 S**

(45) **Date of Patent:** **** Jun. 6, 2017**

(54) **PIGGY BANK**

(71) Applicant: **KCG KAWLATH CREATIV GMBH,**
Ingolstadt (DE)

(72) Inventor: **Sonja Kawlath,** Ingolstadt (DE)

(73) Assignee: **KCG Kawlath Creativ GmbH,**
Ingolstadt (DE)

(**) Term: **15 Years**

(21) Appl. No.: **29/561,657**

(22) Filed: **Apr. 19, 2016**

(30) **Foreign Application Priority Data**

Oct. 21, 2015 (DE) 40 2015 101 123

(51) **LOC (10) Cl.** **99-00**

(52) **U.S. Cl.**
USPC **D99/40**

(58) **Field of Classification Search**
USPC D99/28, 34, 35, 36, 37, 38, 40, 99;
D21/654; 446/8-13; 232/1 D, 4 R;
453/58, 3, 63, 39; 109/1 R, 1 V, 3, 4, 45;
206/0.8, 0.81, 0.815, 0.82, 0.83, 0.84;
D9/607

CPC . A45C 1/12; A45C 2001/006; A45C 2001/10;
A45C 2001/02; A45C 2001/104; A45C
2001/105; A45C 2001/107; A45C
2001/12; A45C 2001/125; E05G 1/00;
E05G 1/005; E05G 1/024; E05G 5/00;
E05G 7/001; E05G 2700/00; E05G
2700/02; A63F 2250/13; A63F 2250/133;
A63F 2250/136; A63H 3/00; A63H
23/10; A63H 3/06; G07F 9/06; G07F
9/08; G07F 9/04; G07D 11/00; G07D
11/0009; G07D 11/0021; G07D 9/00;
G07D 9/002; G07D 9/004; G07D 9/02;
G07D 9/06

See application file for complete search history.

(56) **References Cited**

U.S. PATENT DOCUMENTS

D80,040 S *	12/1929	Nelson	D99/40
2,304,415 A *	12/1942	Lawson, Sr.	G07F 17/105 446/188
D139,366 S *	11/1944	Ayers	D99/40
D141,260 S *	5/1945	Garee	D99/40
D145,668 S *	10/1946	Kearney	D27/188
D147,714 S *	10/1947	Arnemann	D99/40
D149,825 S *	6/1948	Lenhart	D99/40
D150,896 S *	9/1948	Stovner	428/16
2,448,807 A *	9/1948	Kimball	A45C 1/12 446/8
D153,775 S *	5/1949	Dubiner	D99/40
D169,309 S *	4/1953	Fuller	232/4 R
D170,521 S *	10/1953	Brooks	232/4 R
D176,104 S *	11/1955	Brooks	D99/40
2,779,128 A *	1/1957	West	A45C 1/12 232/4 R

(Continued)

Primary Examiner — Elizabeth J Oswecki

(74) *Attorney, Agent, or Firm* — Laurence A. Greenberg;
Werner H. Stemer; Ralph E. Locher

(57) **CLAIM**

The ornamental design for a piggy bank, as shown and described.

DESCRIPTION

FIG. 1 is a perspective view of a piggy bank showing my new design;
FIG. 2 is a front elevation view thereof;
FIG. 3 is a left side elevation view thereof;
FIG. 4 is a right side elevation view thereof;
FIG. 5 is a rear elevation view thereof; and,
FIG. 6 is a top plan view thereof.

All surfaces not shown form no part of the claimed design.

1 Claim, 6 Drawing Sheets



(56)

References Cited

U.S. PATENT DOCUMENTS

2,804,718 A * 9/1957 Follis A45C 1/12
232/4 R
D184,129 S * 12/1958 Hull D99/40
D193,996 S * 11/1962 Craighead D99/40
D196,023 S * 8/1963 Ruthgart et al. D21/654
D216,139 S * 11/1969 Tavela D21/576
D217,174 S * 4/1970 Northup D21/654
D221,006 S * 6/1971 Tavalala D21/654
D260,318 S * 8/1981 Miyazaki 232/4 R
D267,283 S * 12/1982 Nagode D99/40
D272,896 S * 3/1984 Kobashigawa D11/158
D291,939 S * 9/1987 Bennett D21/654
D303,035 S * 8/1989 O'Dunlaing D21/654
5,135,421 A * 8/1992 Morris A45C 1/12
446/320
5,135,434 A * 8/1992 Mallon A45C 1/12
194/334
D514,770 S * 2/2006 Henderson D99/40
D549,925 S * 8/2007 Gossett D99/40
D565,274 S * 3/2008 Pickering D21/654
D565,275 S * 3/2008 Shields D99/34
D579,175 S * 10/2008 Pickering D21/654
D591,025 S * 4/2009 Kan D21/610
D598,625 S * 8/2009 Benningfield D21/654
D616,526 S * 5/2010 Ryan D21/654
D629,175 S * 12/2010 McMaster D21/654
D643,995 S * 8/2011 McMaster D21/654
D655,794 S * 3/2012 Hall D11/158

* cited by examiner

FIG. 1

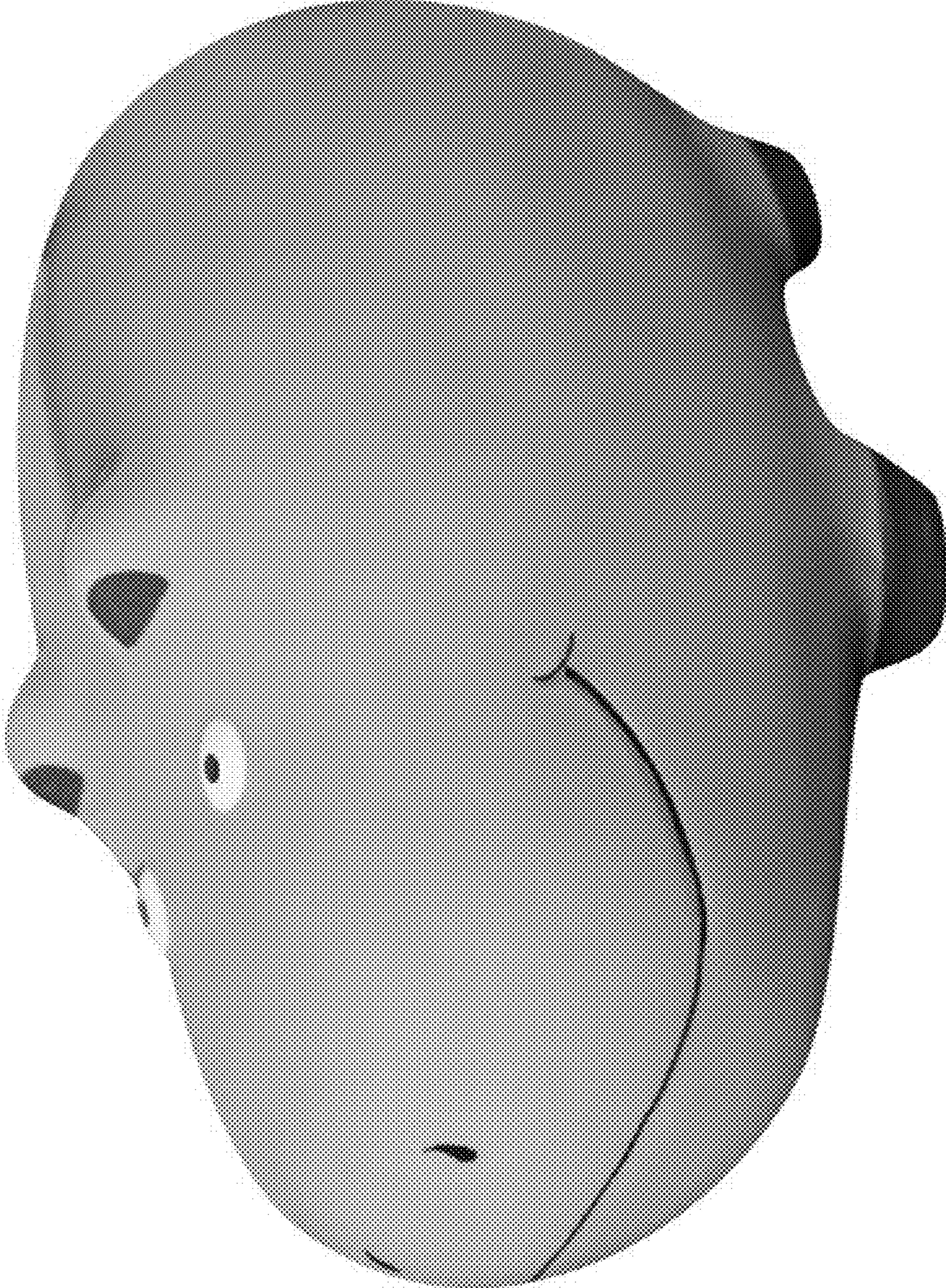


FIG. 2




FIG. 3




FIG. 4

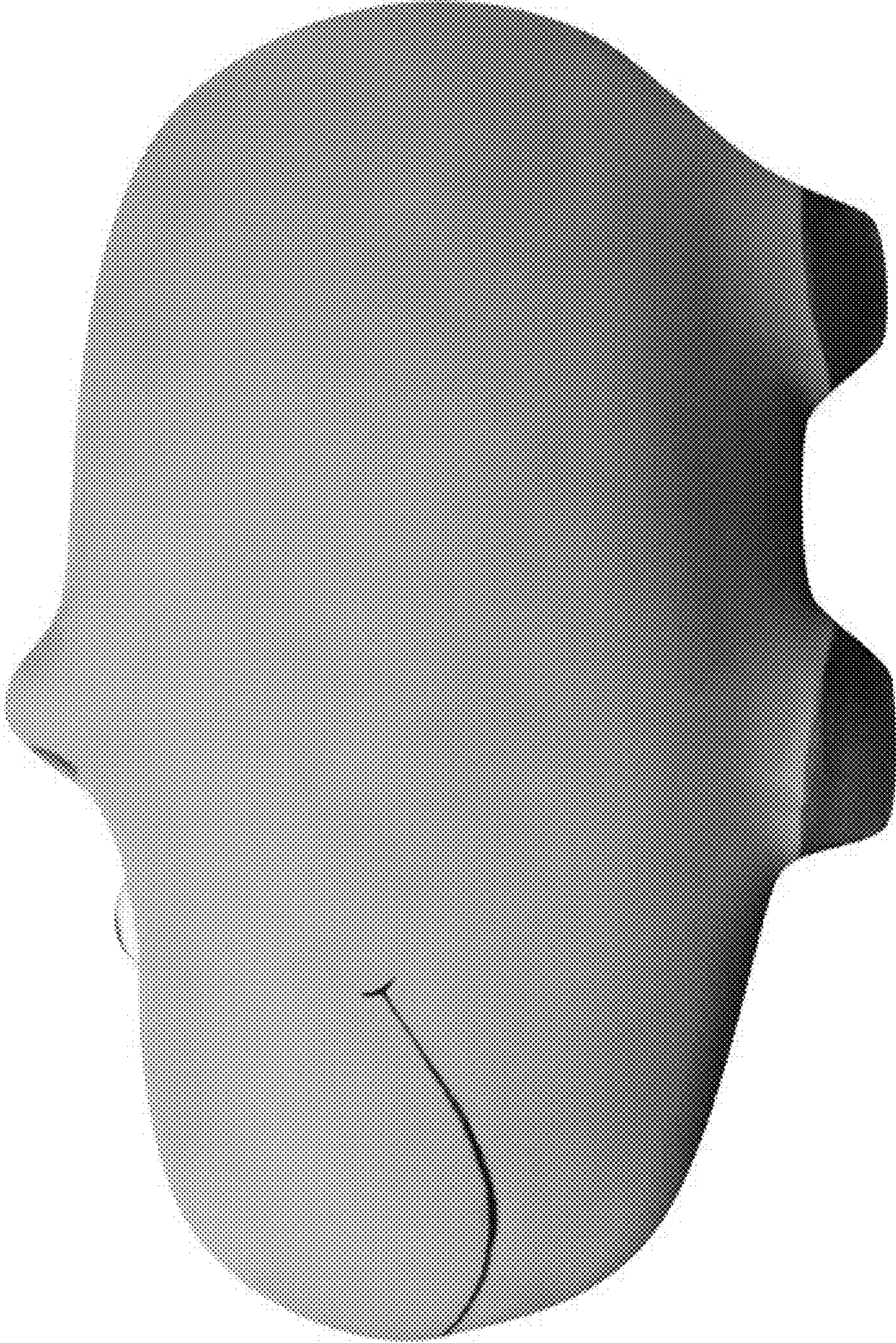


FIG. 5

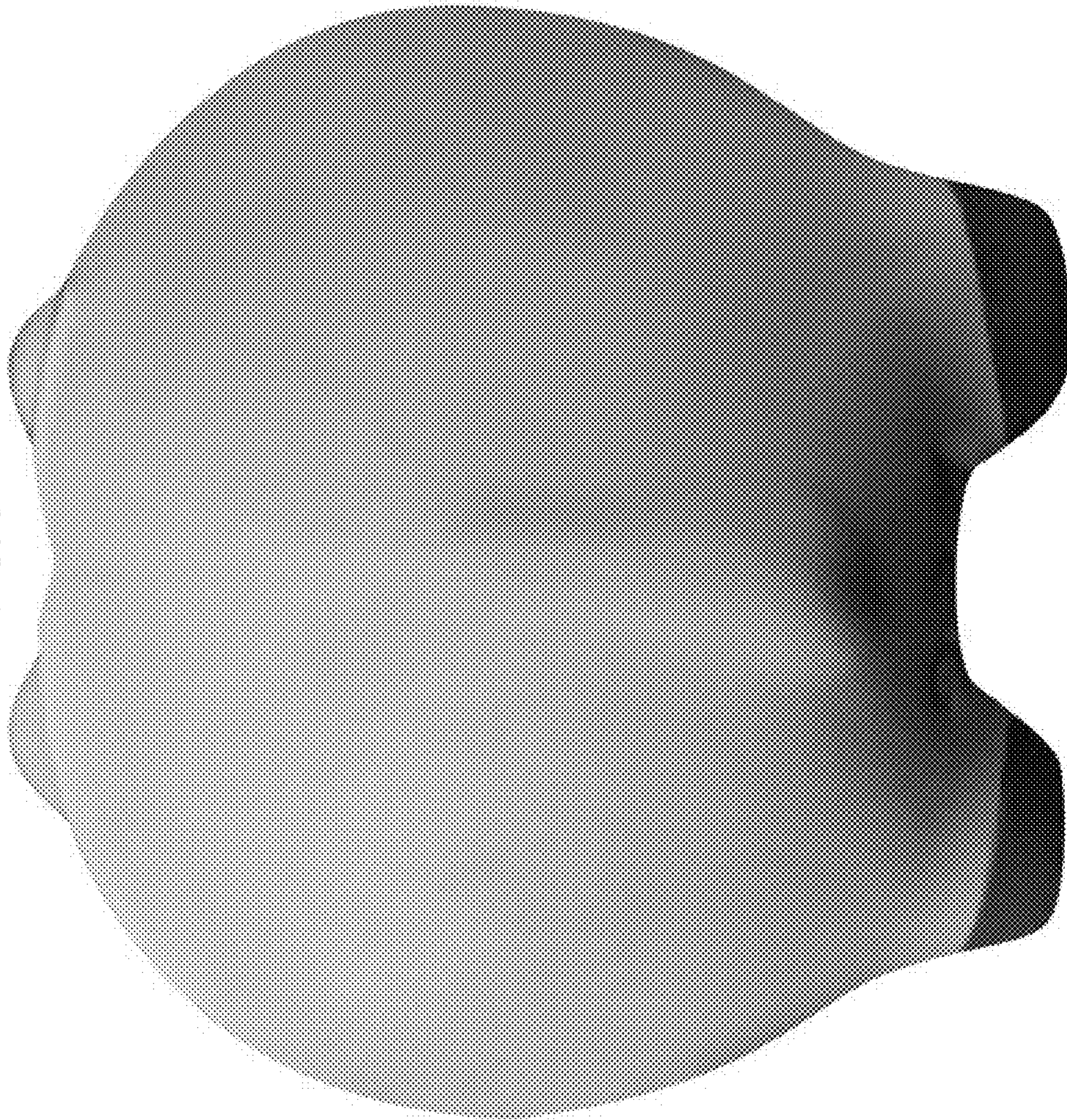


FIG. 6

