



US00D789022S

(12) **United States Design Patent**
Spears et al.

(10) **Patent No.:** **US D789,022 S**
(45) **Date of Patent:** **** Jun. 6, 2017**

- (54) **INDOOR PARCEL LOCKERS**
- (71) Applicant: **United States Postal Service**,
Washington, DC (US)
- (72) Inventors: **Michael LeRoy Spears**, Chantilly, VA
(US); **Joel L. Dewnandan**, Bladenburg,
MD (US); **Donald Eugene Irwin**,
Fredericksburg, VA (US); **Joram**
Shenhar, Fairfax, VA (US); **William**
Albert Tartal, Baltimore, MD (US)
- (73) Assignee: **UNITED STATES POSTAL**
SERVICE, Washington, DC (US)
- (**) Term: **15 Years**
- (21) Appl. No.: **29/539,926**
- (22) Filed: **Sep. 18, 2015**
- (51) **LOC (10) Cl.** **99-00**
- (52) **U.S. Cl.**
USPC **D99/29**
- (58) **Field of Classification Search**
USPC D99/28, 29, 30, 31, 32, 33, 99
CPC A47G 29/12; A47G 29/1201; A47G
29/1203; A47G 29/1207; A47G 29/1209;
A47G 29/1216; A47G 29/1218; A47G
29/14; A47G 29/141; A47G 29/142;
A47G 29/148; A47G 29/16
See application file for complete search history.

(56) **References Cited**

U.S. PATENT DOCUMENTS

- 1,222,964 A * 4/1917 Matchette G07F 9/06
232/1 R
- 1,362,949 A * 12/1920 Bibb A47G 29/1201
232/25
- 2,480,288 A * 8/1949 Donadio A47G 29/1201
200/61.63

- 2,563,094 A * 8/1951 Becker A47B 87/02
232/24
- 2,803,512 A * 8/1957 Band E05B 65/467
312/216
- D225,922 S * 1/1973 Rosenberg D6/671
- 3,790,244 A * 2/1974 Stackhouse A47G 29/20
232/24
- D248,138 S * 6/1978 Stackhouse D6/671
- 4,121,758 A * 10/1978 Bonner A47G 29/1201
232/17
- 4,161,274 A * 7/1979 Bishop A47G 29/1201
232/24
- D293,863 S * 1/1988 Chester D6/671
- D326,757 S * 6/1992 Ullman D99/29
- 5,172,970 A * 12/1992 Momose E05B 47/0002
292/201
- 5,820,018 A * 10/1998 Stacy A47G 29/16
211/10
- 5,820,019 A * 10/1998 Spitale A47G 29/1201
232/24
- 6,003,761 A * 12/1999 Chapman A47G 29/1218
232/24
- D419,747 S * 1/2000 Noblet D99/28

(Continued)

Primary Examiner — Elizabeth J Oswecki

(74) *Attorney, Agent, or Firm* — MH2 Technology Law
Group, LLP

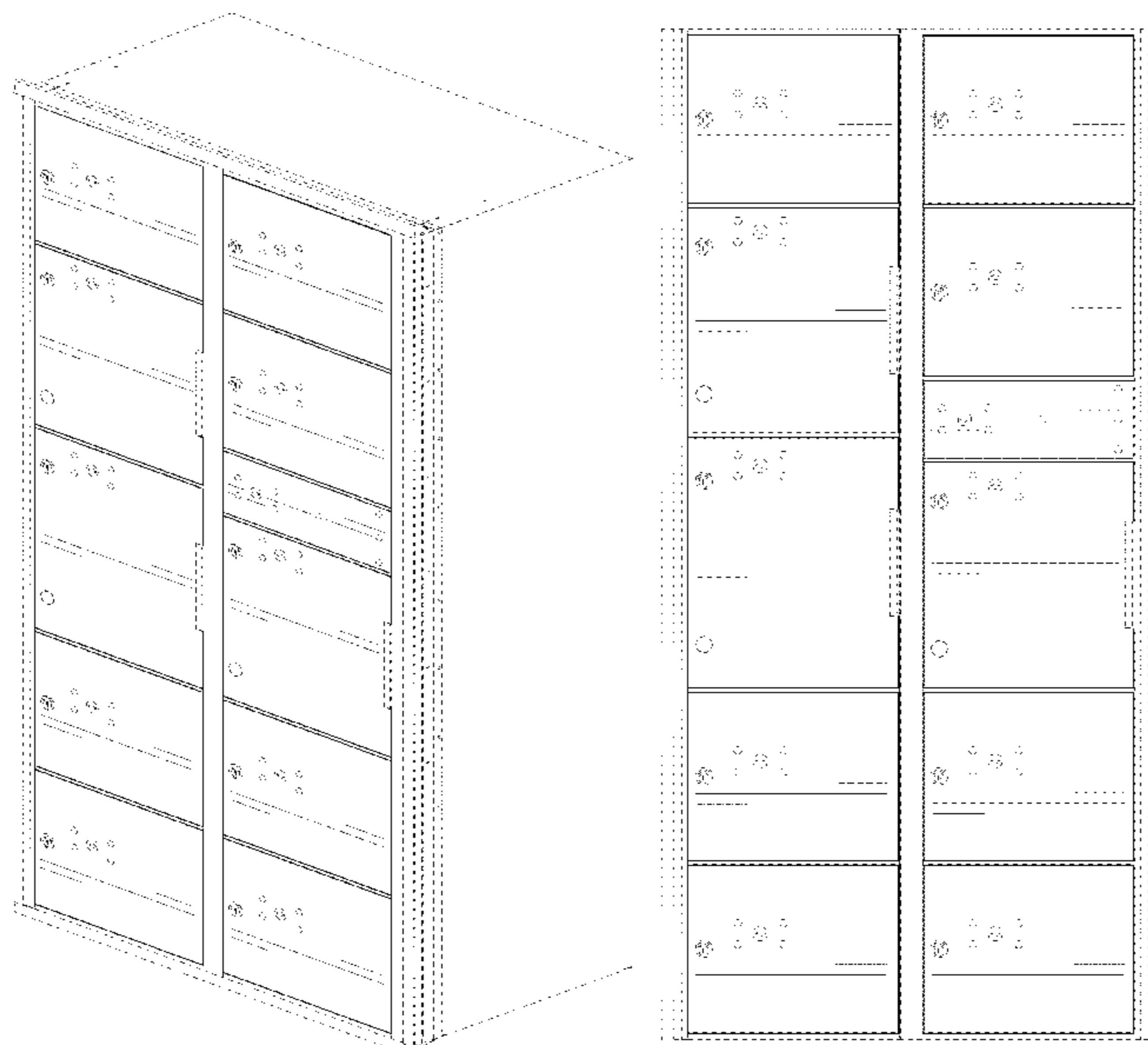
(57) **CLAIM**

The ornamental design for indoor parcel lockers, as shown
and described.

DESCRIPTION

FIG. 1 is a front perspective view of indoor parcel locker
showing my new design; and,
FIG. 2 is a front elevation view thereof.
The undisclosed rear views of the indoor parcel locker
shown in FIGS. 1-12 are not part of the claimed design.
The broken lines in the drawings depict unclaimed environ-
mental subject matter.

1 Claim, 2 Drawing Sheets



(56)

References Cited

U.S. PATENT DOCUMENTS

6,247,641 B1 * 6/2001 Noblet A47G 29/1201
232/17
6,296,181 B1 * 10/2001 Noblet A47G 29/1201
232/24
6,749,109 B2 * 6/2004 Hill E05C 7/02
232/24
6,889,894 B2 * 5/2005 Yong A47G 29/1201
211/10
D528,734 S * 9/2006 Phelps D99/28
D549,424 S * 8/2007 Mikolajczyk D99/29
7,604,158 B1 * 10/2009 Bond A47G 29/1201
232/24
D640,445 S * 6/2011 Stevens D99/29
8,246,124 B2 * 8/2012 Mackillop A47G 29/1201
232/25
9,051,752 B1 * 6/2015 Muthusami E04H 13/008
D745,765 S * 12/2015 Mikolajczyk D99/32
9,322,207 B2 * 4/2016 Savage E05B 1/0092
2006/0101874 A1 * 5/2006 Mikolajczyk A47G 29/1201
70/84
2008/0223091 A1 * 9/2008 Kroening E05B 13/002
70/78

* cited by examiner

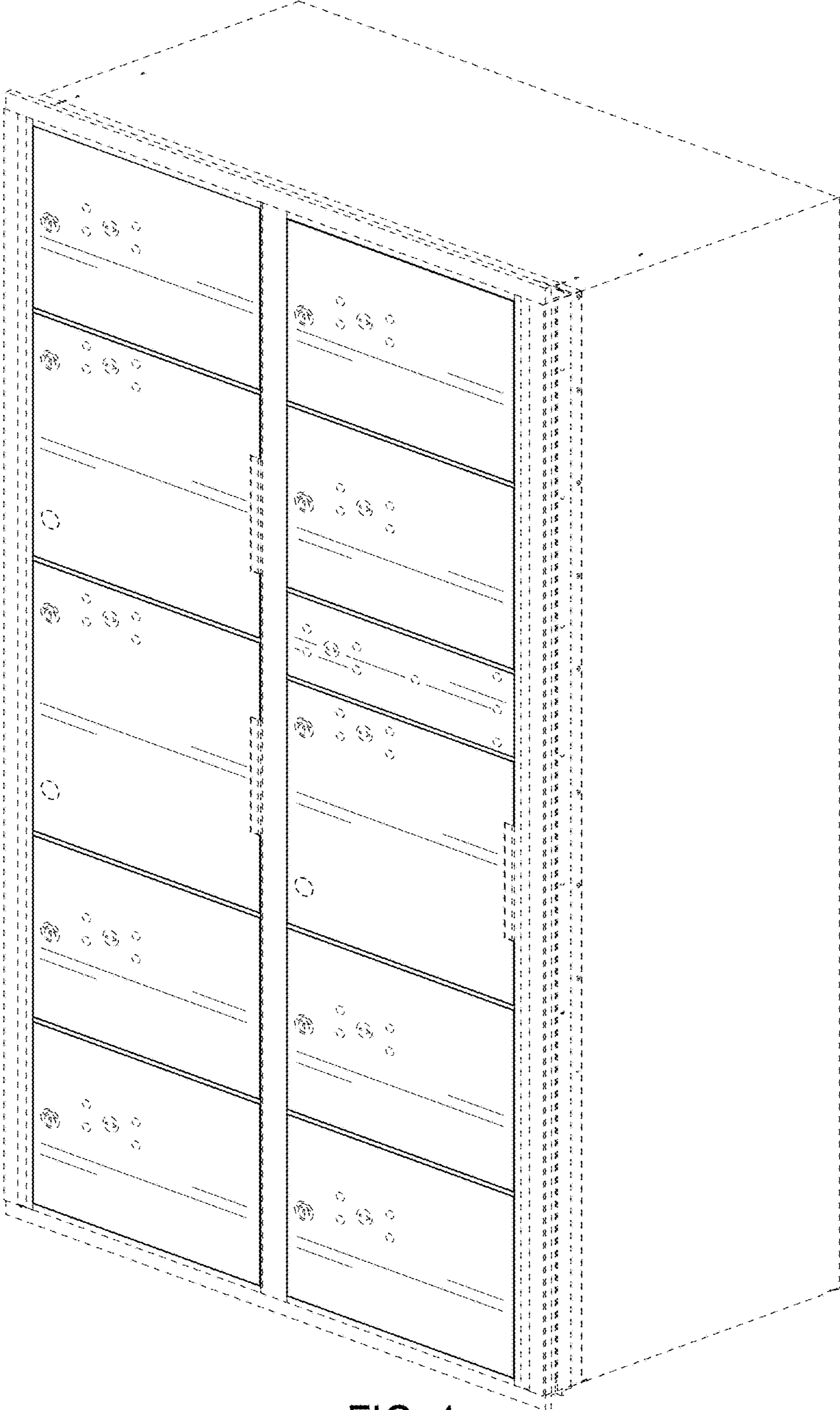


FIG. 1

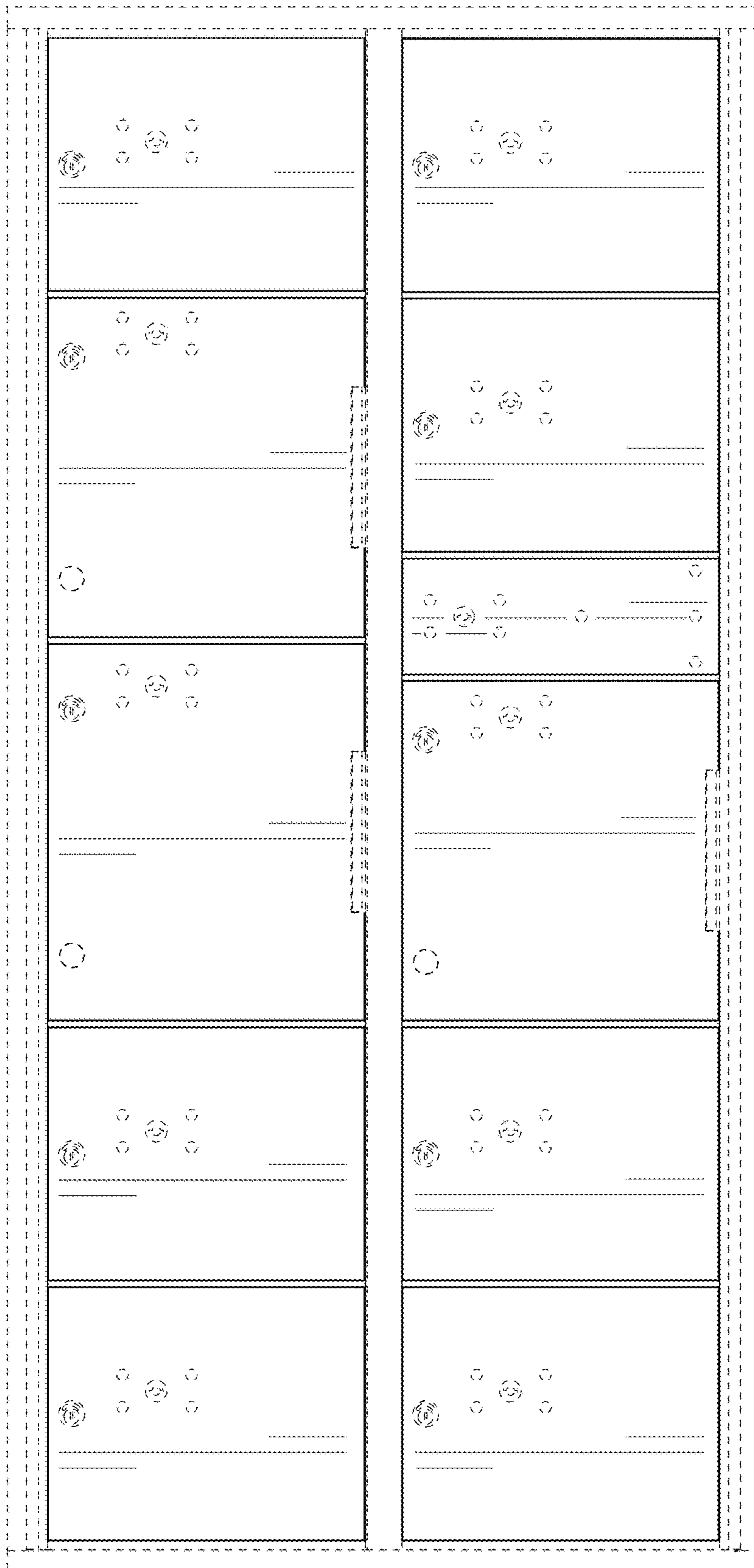


FIG. 2