



US00D789020S

(12) **United States Design Patent**
Kennedy

(10) **Patent No.:** **US D789,020 S**

(45) **Date of Patent:** **** Jun. 6, 2017**

- (54) **MEMORIAL BONE**
- (71) Applicant: **CRYSTAL REMEMBRANCE, LLC**,
Dublin, OH (US)
- (72) Inventor: **James Lehr Kennedy**, Dublin, OH
(US)
- (73) Assignee: **CRYSTAL REMEMBRANCE, LLC**,
Dublin, OH (US)
- (**) Term: **15 Years**
- (21) Appl. No.: **29/551,248**
- (22) Filed: **Jan. 12, 2016**
- (51) **LOC (10) Cl.** **99-00**
- (52) **U.S. Cl.**
USPC **D99/5**
- (58) **Field of Classification Search**
USPC D99/5; D30/160, 130, 199; D19/96;
D11/133, 224, 49, 51, 54; D21/576, 621,
D21/630, 656-659; 119/702, 706-711;
27/1
CPC A61G 17/08; A61G 17/00
See application file for complete search history.

(56) **References Cited**

U.S. PATENT DOCUMENTS

- 982,711 A * 1/1911 Ellis A23K 40/20
426/104
- 2,003,958 A * 6/1935 Salisbury A63H 5/00
119/709
- 2,185,547 A * 1/1940 Fowler A01K 15/026
119/709
- D177,345 S * 4/1956 Nayer D21/405
- D207,167 S * 3/1967 Fisher D30/160
- 3,368,528 A * 2/1968 Ganoe A01K 15/02
119/709
- D249,605 S * 9/1978 Skermetta D6/539

- 4,148,199 A * 4/1979 Boykin A44C 7/00
428/15
- 4,763,604 A * 8/1988 Meekins A01K 27/007
119/28.5
- 4,771,733 A * 9/1988 Axelrod A23K 50/42
119/710
- D298,671 S * 11/1988 Simerson D30/130
- 4,857,333 A * 8/1989 Harold A01K 13/003
424/405
- D303,728 S * 10/1989 Spanier D1/106
- D305,951 S * 2/1990 Spiel D1/106
- D320,495 S * 10/1991 Pallesen D1/110
- 5,339,771 A * 8/1994 Axelrod A01K 15/026
119/710
- 5,419,283 A * 5/1995 Leo A01K 15/026
119/709
- D385,183 S * 10/1997 King D9/737
- D394,414 S * 5/1998 Catalano D1/199
- 5,750,196 A * 5/1998 Welch A01K 15/026
119/710
- D401,732 S * 11/1998 Parker D99/5
- D401,733 S * 11/1998 Thesken D99/5
- D401,761 S * 12/1998 Sandmann D3/234

(Continued)

Primary Examiner — Paula Greene

(74) *Attorney, Agent, or Firm* — Vorys, Sater, Seymour
and Pease LLP; Rex W. Miller, II

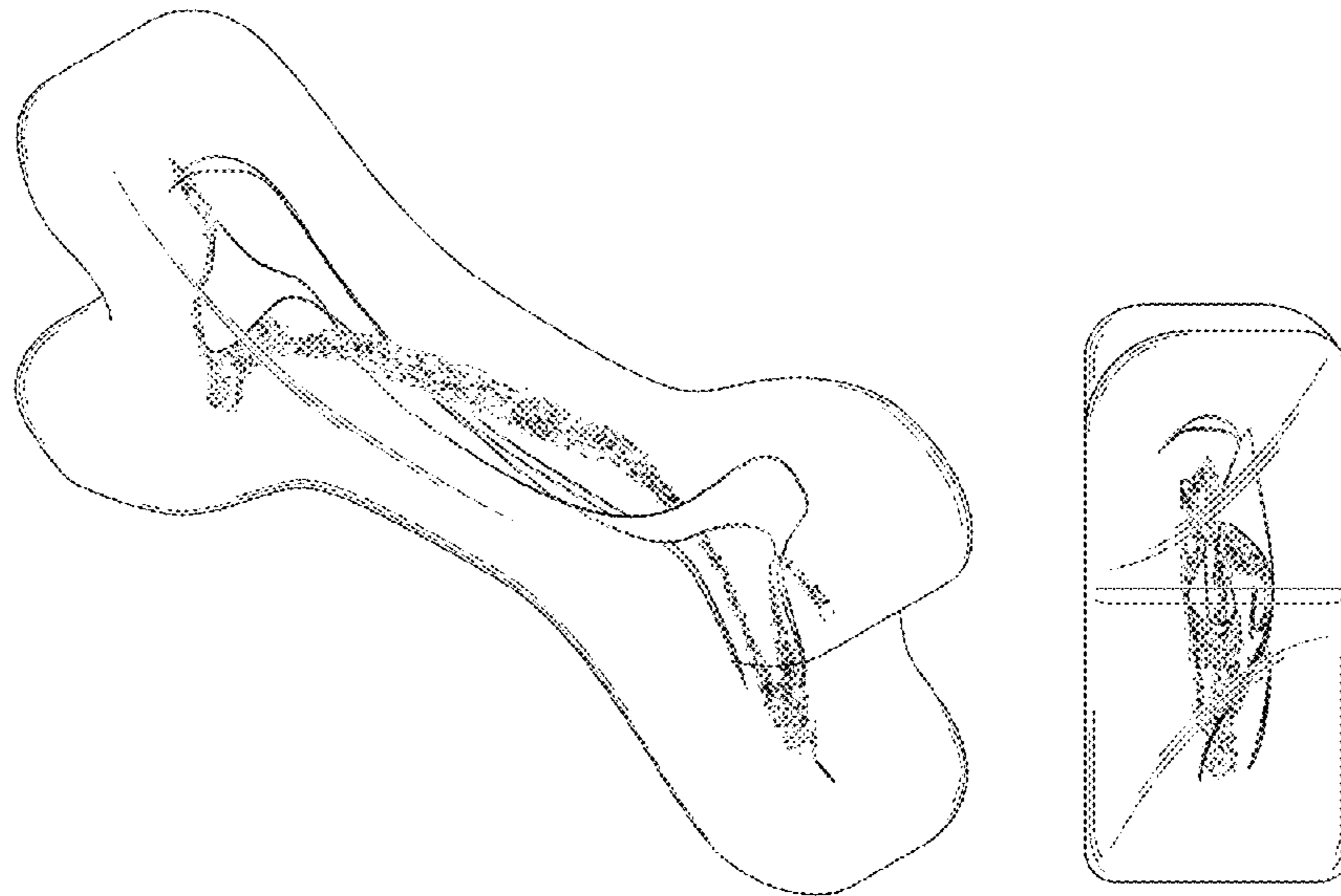
(57) **CLAIM**

The ornamental design for memorial bone, as shown and
described.

DESCRIPTION

FIG. 1 is a perspective view showing the ornamental design
of the memorial bone according to the invention;
FIG. 2 is a front view thereof;
FIG. 3 is a back view thereof;
FIG. 4 is a left view thereof;
FIG. 5 is a right view thereof;
FIG. 6 is a top view thereof; and,
FIG. 7 is a bottom view thereof.

1 Claim, 5 Drawing Sheets



(56)

References Cited

U.S. PATENT DOCUMENTS

D415,329	S *	10/1999	Parker	D99/5
D422,761	S *	4/2000	Zalevsky	D30/160
D424,281	S *	5/2000	Jebber	D2/869
D427,517	S *	7/2000	Marcks	D9/601
D428,136	S *	7/2000	Cady	D24/101
D476,808	S *	7/2003	Carr	D3/271.2
D498,955	S *	11/2004	Edwards	D6/515
D501,286	S *	2/2005	Wang	D1/199
D512,539	S *	12/2005	Brunes	D30/130
D521,782	S *	5/2006	Edwards	D6/518
D523,591	S *	6/2006	Kreamer	D30/160
D527,273	S *	8/2006	Edwards	D9/600
D551,977	S *	10/2007	Daniels	D9/456
D552,634	S *	10/2007	Janiszewski	D15/90
D576,358	S *	9/2008	Rutherford	D30/160
D578,714	S *	10/2008	Rutherford	D30/160
D621,103	S *	8/2010	Kim	D30/160
D632,455	S *	2/2011	School	D99/5
D634,506	S *	3/2011	de Socio	D1/106
D641,248	S *	7/2011	Steger	D9/600
D657,924	S *	4/2012	Soegaard	D30/160
D703,915	S *	4/2014	Irvine	A61G 17/08
				D99/5
D740,500	S *	10/2015	Wickens	D30/160
D759,339	S *	6/2016	Smith	D99/5
2008/0029045	A1 *	2/2008	Willinger	A01K 15/026
				119/710

* cited by examiner

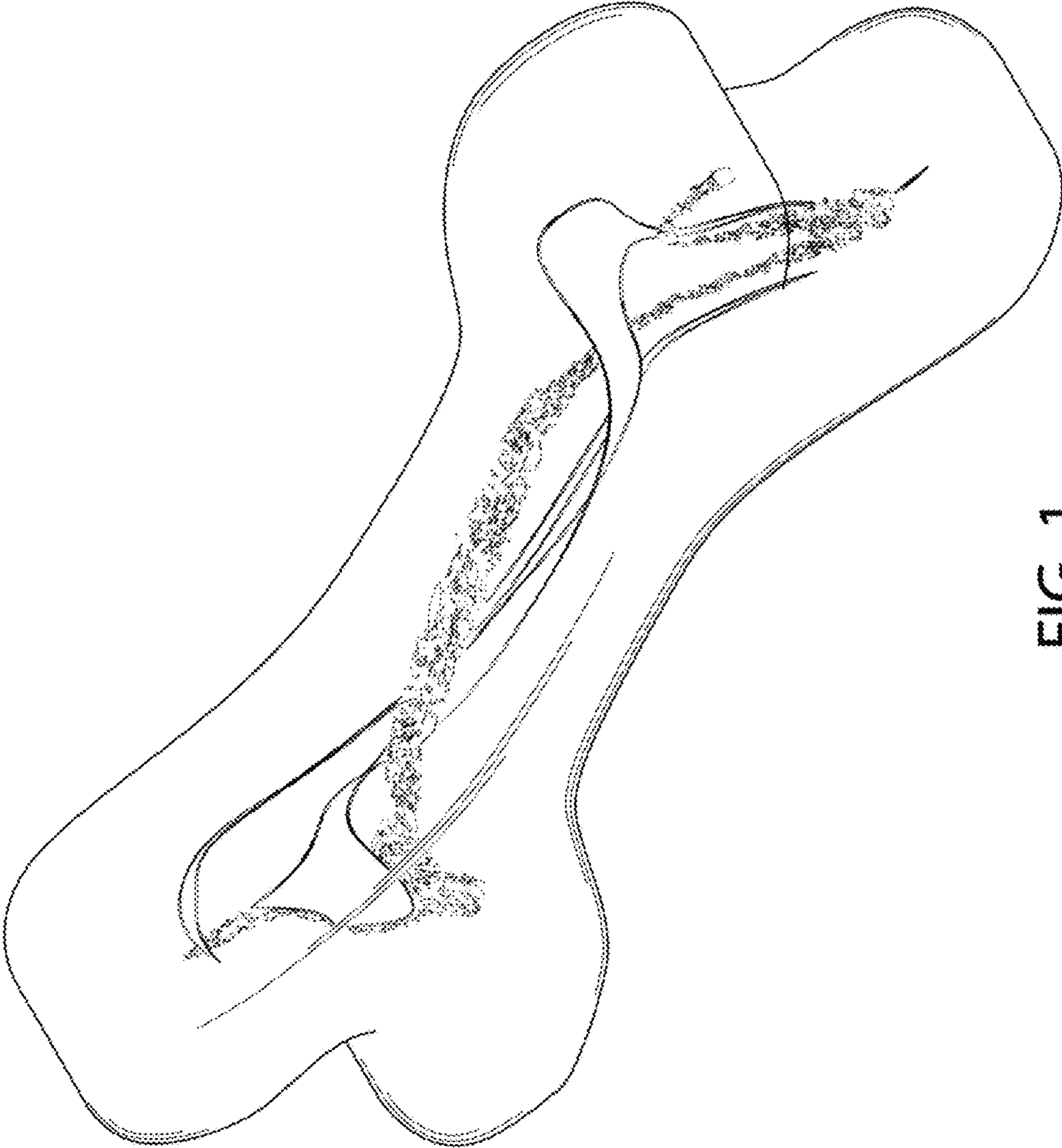


FIG. 1

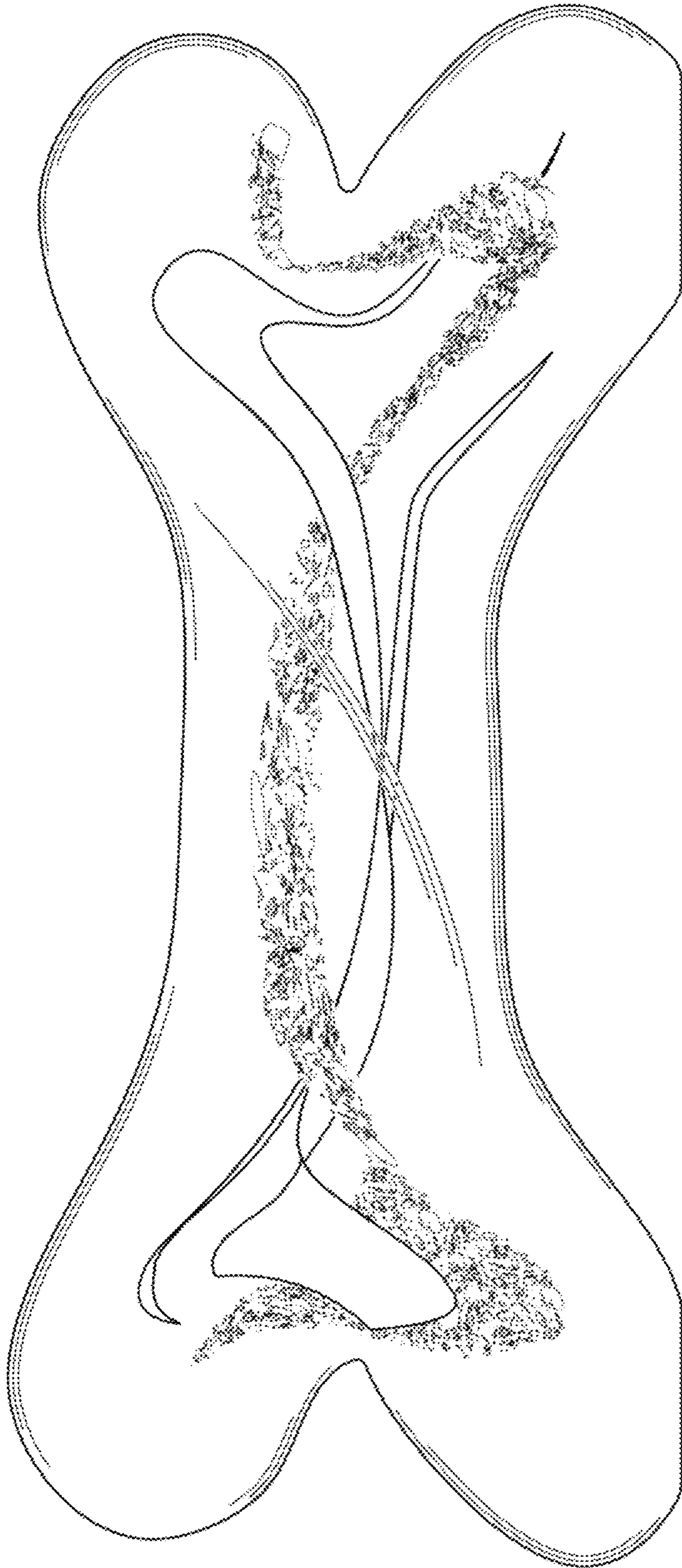


FIG. 2

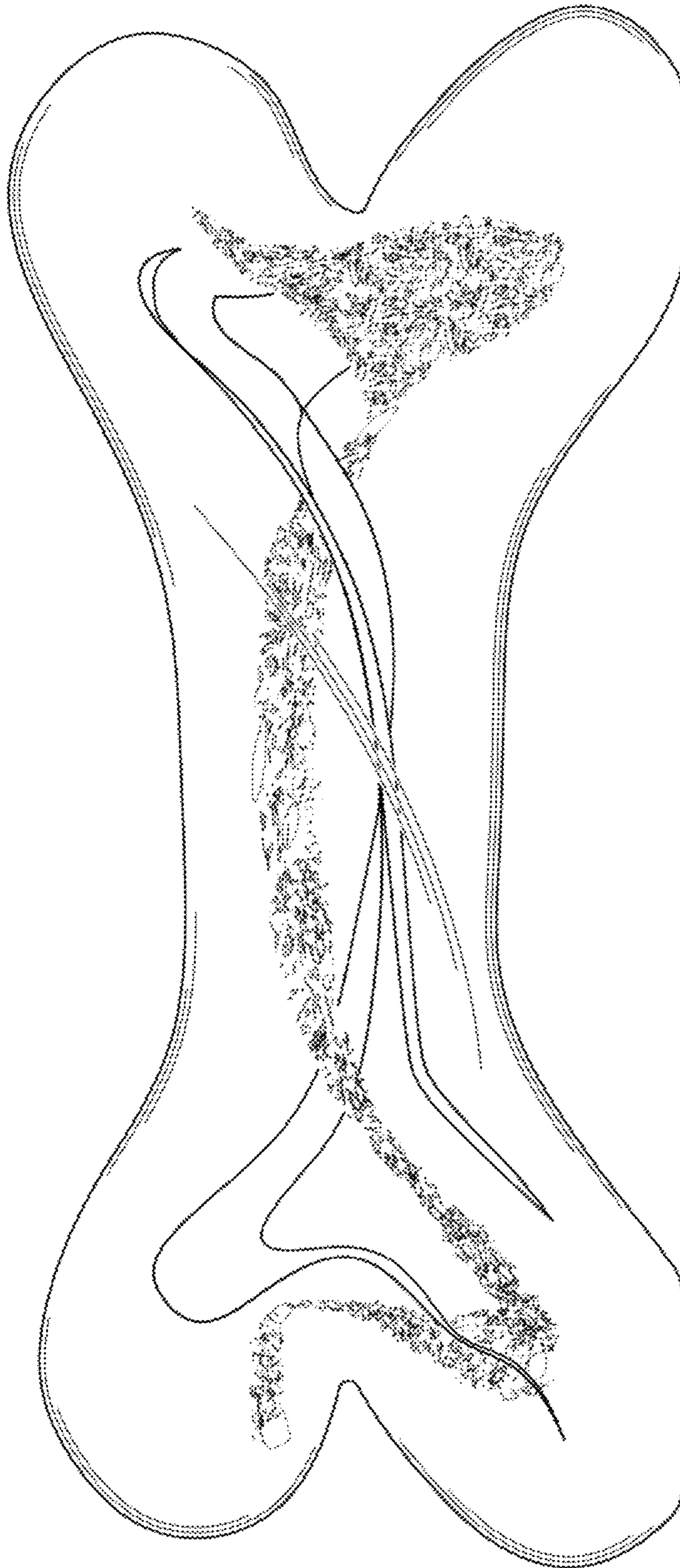


FIG. 3

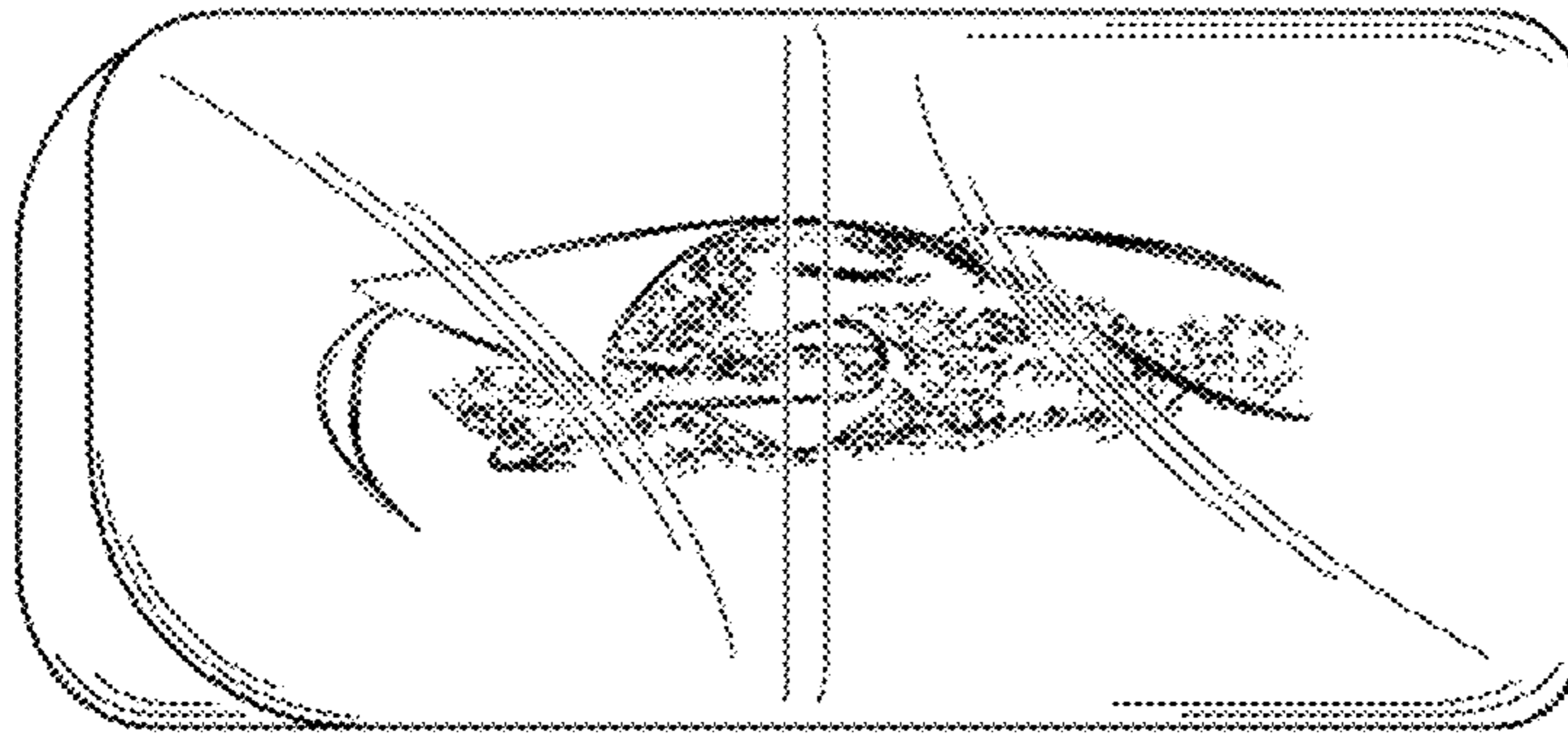


FIG. 5

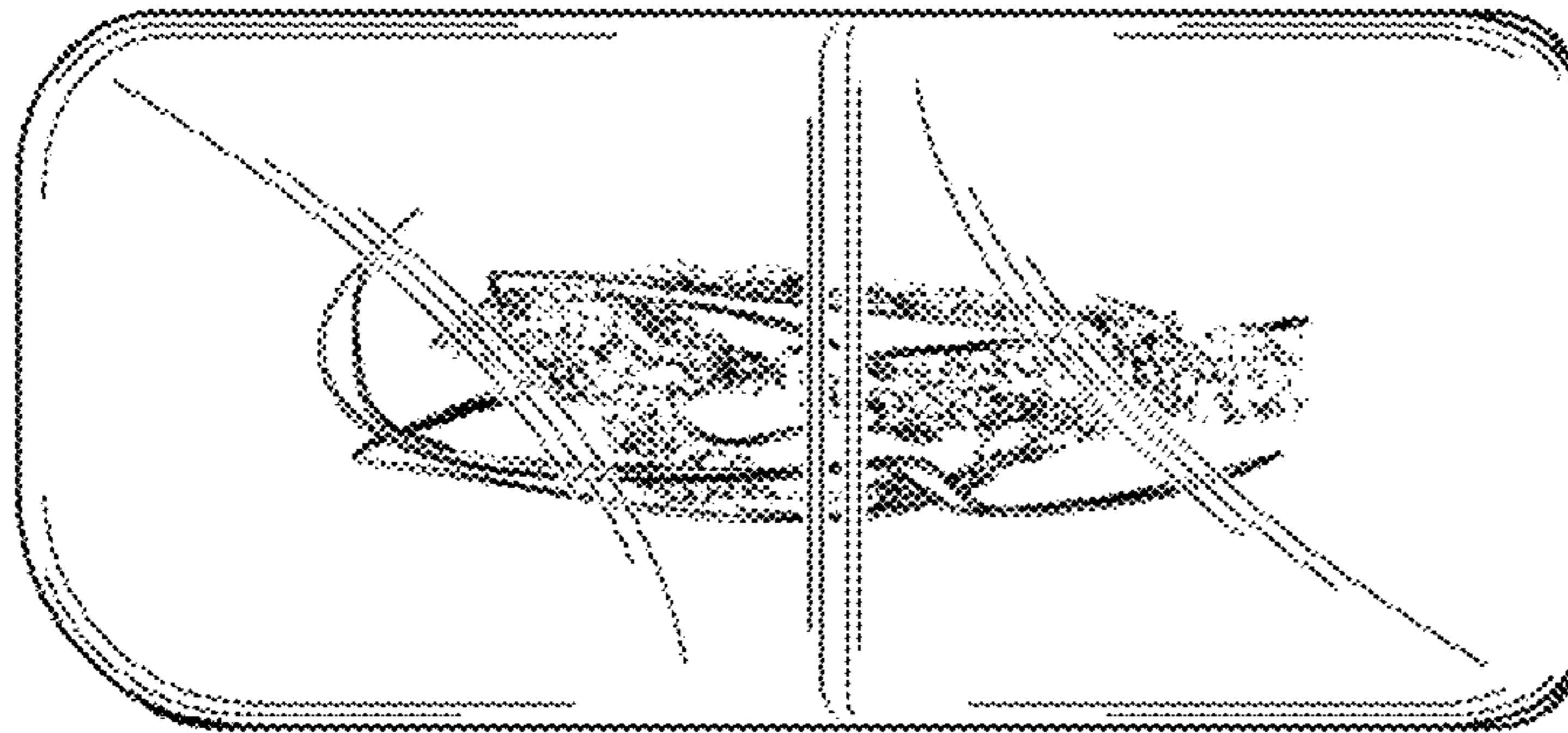


FIG. 4

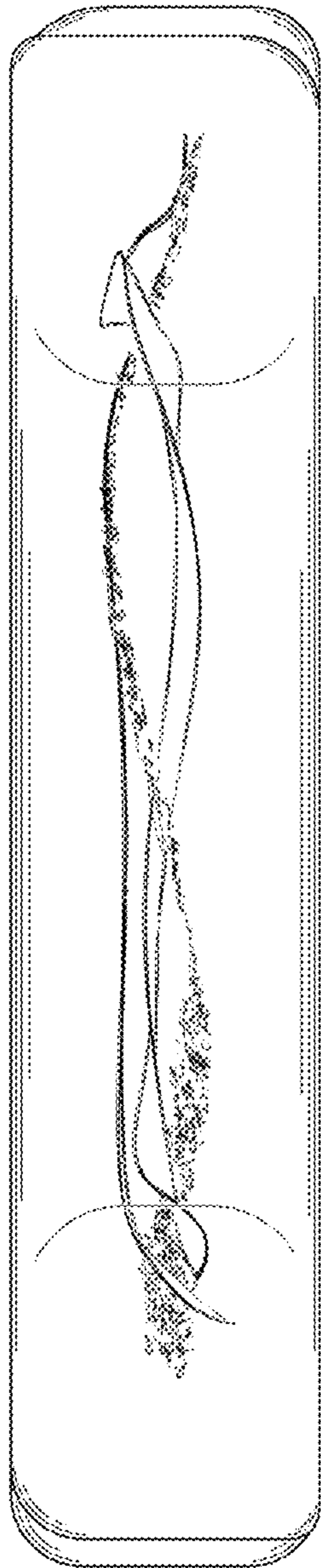


FIG. 6




FIG. 7