



US00D789011S

(12) **United States Design Patent**
Koehler

(10) **Patent No.:** **US D789,011 S**
(45) **Date of Patent:** **** Jun. 6, 2017**

(54) **HOUSING FOR IRONING APPARATUS**

(71) Applicant: **ROWENTA WERKE GMBH,**
Offenbach am Main (DE)

(72) Inventor: **Bernd Koehler,** Ecully (FR)

(73) Assignee: **Rowenta Werke GmbH,** Offenbach am
Main (DE)

(**) Term: **15 Years**

(21) Appl. No.: **29/550,404**

(22) Filed: **Jan. 4, 2016**

(30) **Foreign Application Priority Data**

Jul. 3, 2015 (EM) 002731281-0002

(51) **LOC (10) Cl.** **07-05**

(52) **U.S. Cl.**
USPC **D32/70**

(58) **Field of Classification Search**

USPC D32/73, 72, 71, 70, 69, 68, 35; 392/404;
38/97, 96, 93, 88, 77.9, 77.83, 77.82,
38/77.81, 77.8, 77.7, 77.6, 77.5, 77.3,
38/77.1; 219/251, 245
CPC D06F 61/20; D06F 75/14; D06F 75/08;
D06F 75/38; D06F 75/18; D06F 75/12;
D06F 75/24

See application file for complete search history.

(56) **References Cited**

U.S. PATENT DOCUMENTS

D439,023 S 3/2001 Powell
D463,641 S 9/2002 Powell
D470,637 S 2/2003 Berthier
D470,986 S 2/2003 Berthier
D484,658 S 12/2003 Schupp
D531,774 S * 11/2006 Grossi D32/70
D548,418 S 8/2007 Cahen
D570,570 S 6/2008 Renault

D617,518 S 6/2010 Choi
D660,538 S 5/2012 Smith
D663,087 S * 7/2012 Grossi D32/70
D667,600 S * 9/2012 Smith D32/70
D693,083 S 11/2013 Smith
D701,362 S 3/2014 Smith
D707,007 S * 6/2014 Smith D32/70

(Continued)

FOREIGN PATENT DOCUMENTS

EM 000026562-0002 4/2003
EM 000535018-0010 5/2006

(Continued)

Primary Examiner — Austin Murphy

(74) *Attorney, Agent, or Firm* — Loeb & Loeb LLP

(57) **CLAIM**

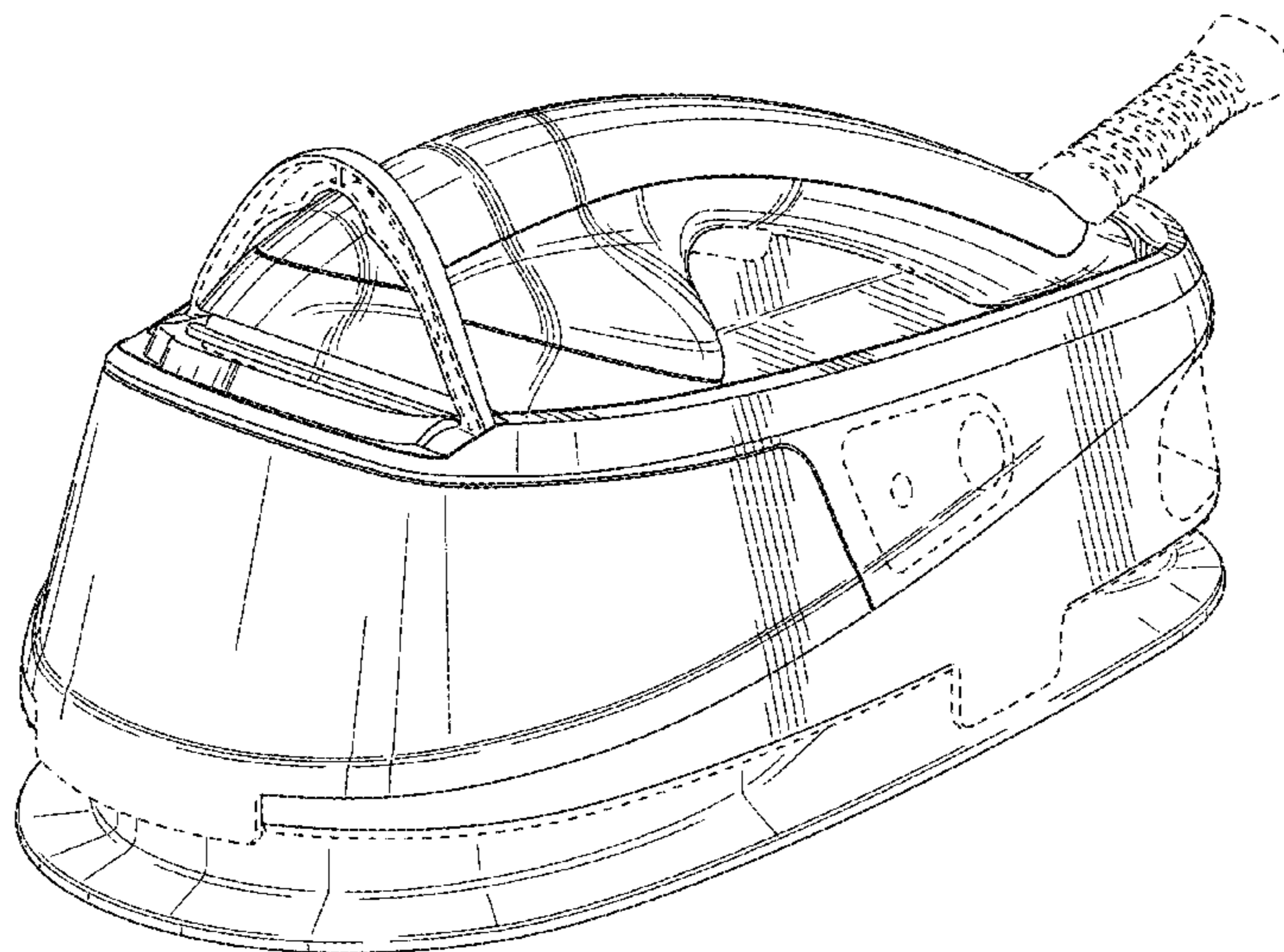
The ornamental design for a housing for ironing apparatus,
as shown and described.

DESCRIPTION

FIG. 1 is a perspective view of a housing for ironing
apparatus showing my new design;
FIG. 2 is a front elevational view of the housing for ironing
apparatus of FIG. 1;
FIG. 3 is a back elevational view of the housing for ironing
apparatus of FIG. 1;
FIG. 4 is a right side elevational view of the housing for
ironing apparatus of FIG. 1;
FIG. 5 is a left side elevational view of the housing for
ironing apparatus of FIG. 1;
FIG. 6 is a top view of the housing for ironing apparatus of
FIG. 1; and,
FIG. 7 is a bottom view of the housing for ironing apparatus
of FIG. 1.

The broken lines shown in the figure drawings are included
for the purpose of illustration and form no part of the
claimed design.

1 Claim, 7 Drawing Sheets



(56)

References Cited

U.S. PATENT DOCUMENTS

| | | | | | | |
|----------|---|---|---------|-----------|-------|--------|
| D733,381 | S | * | 6/2015 | Shalvi | | D32/70 |
| D737,533 | S | * | 8/2015 | Esteve | | D32/73 |
| D738,058 | S | * | 9/2015 | La Rovere | | D32/70 |
| D738,059 | S | * | 9/2015 | Esteve | | D32/73 |
| D738,060 | S | * | 9/2015 | La Rovere | | D32/71 |
| D738,586 | S | * | 9/2015 | La Rovere | | D32/70 |
| D738,587 | S | * | 9/2015 | La Rovere | | D32/71 |
| D739,629 | S | * | 9/2015 | Luang | | D32/70 |
| D739,630 | S | * | 9/2015 | Luang | | D32/70 |
| D743,662 | S | * | 11/2015 | Osborn | | D32/70 |
| D746,011 | S | * | 12/2015 | Orthey | | D32/70 |
| D759,330 | S | * | 6/2016 | Luang | | D32/71 |
| D759,331 | S | * | 6/2016 | Salagnac | | D32/71 |
| D772,515 | S | * | 11/2016 | Orthey | | D32/73 |

FOREIGN PATENT DOCUMENTS

| | | |
|----|----------------|---------|
| EM | 001740853-0002 | 8/2010 |
| EM | 001248314-0001 | 12/2010 |
| EM | 001300511-0001 | 11/2011 |
| EM | 002231514-0002 | 5/2013 |
| EM | 002370544-0003 | 12/2013 |
| EM | 002470302-0002 | 5/2014 |
| EM | 002494781-0002 | 7/2014 |

* cited by examiner

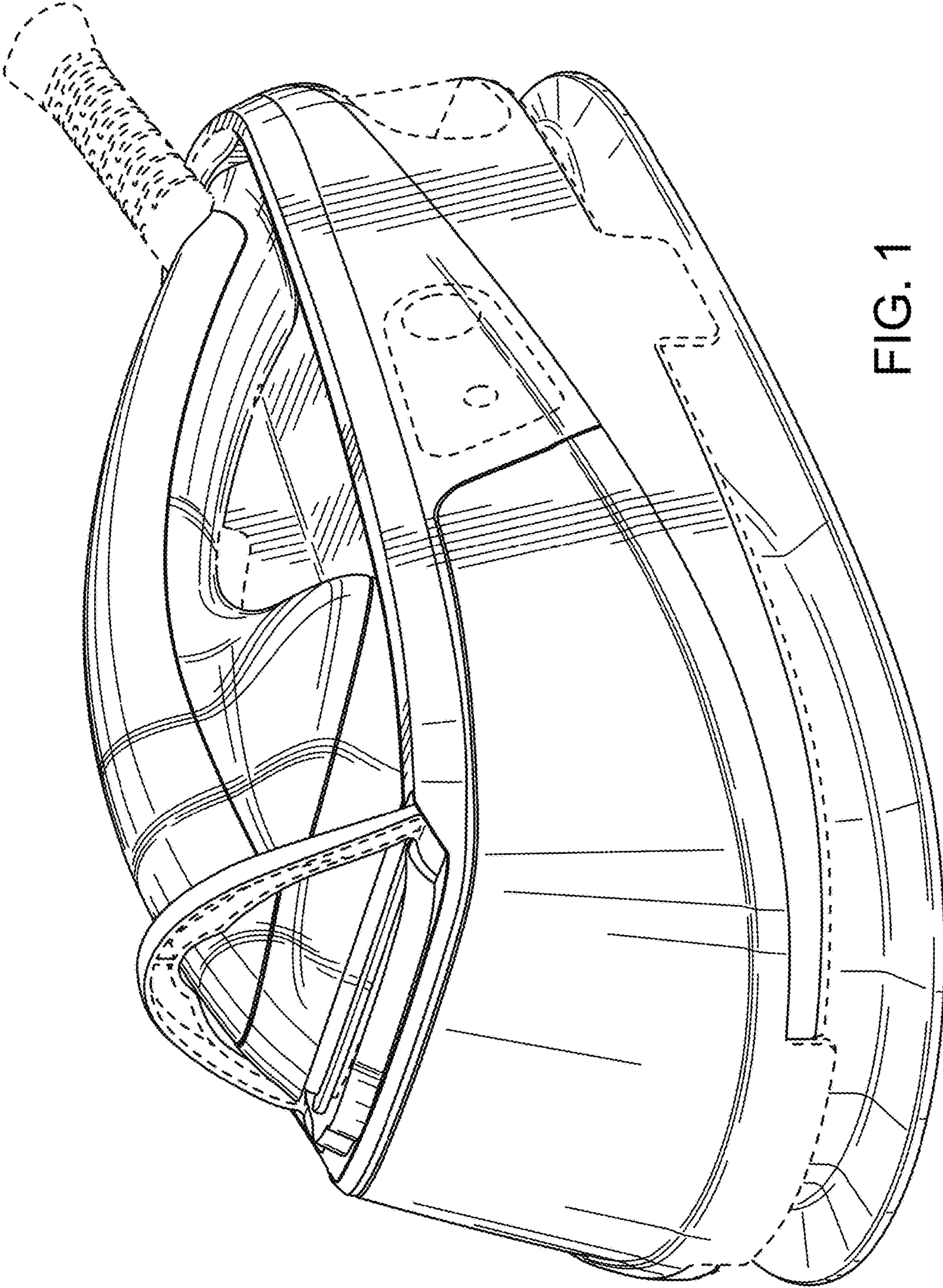


FIG. 1

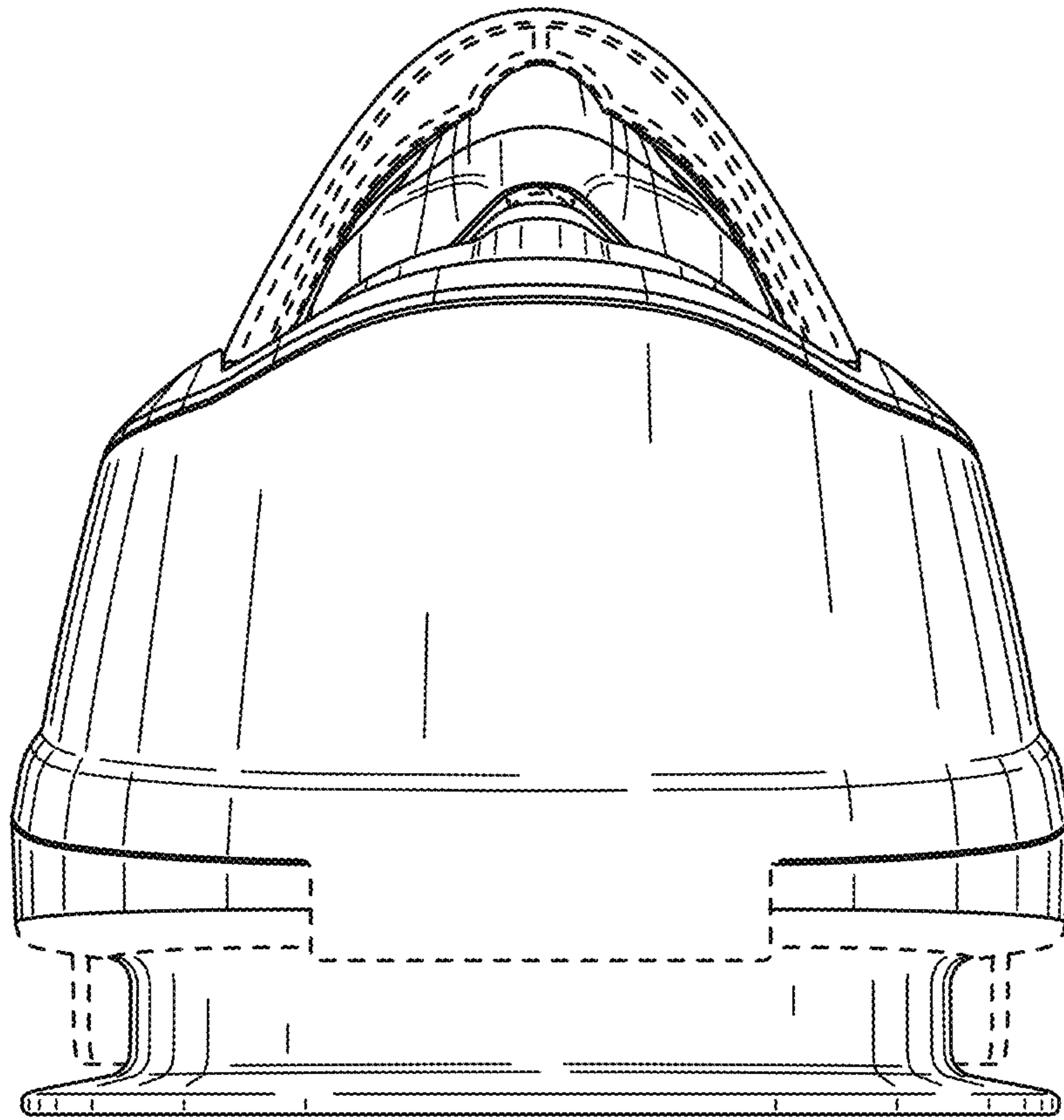


FIG. 2

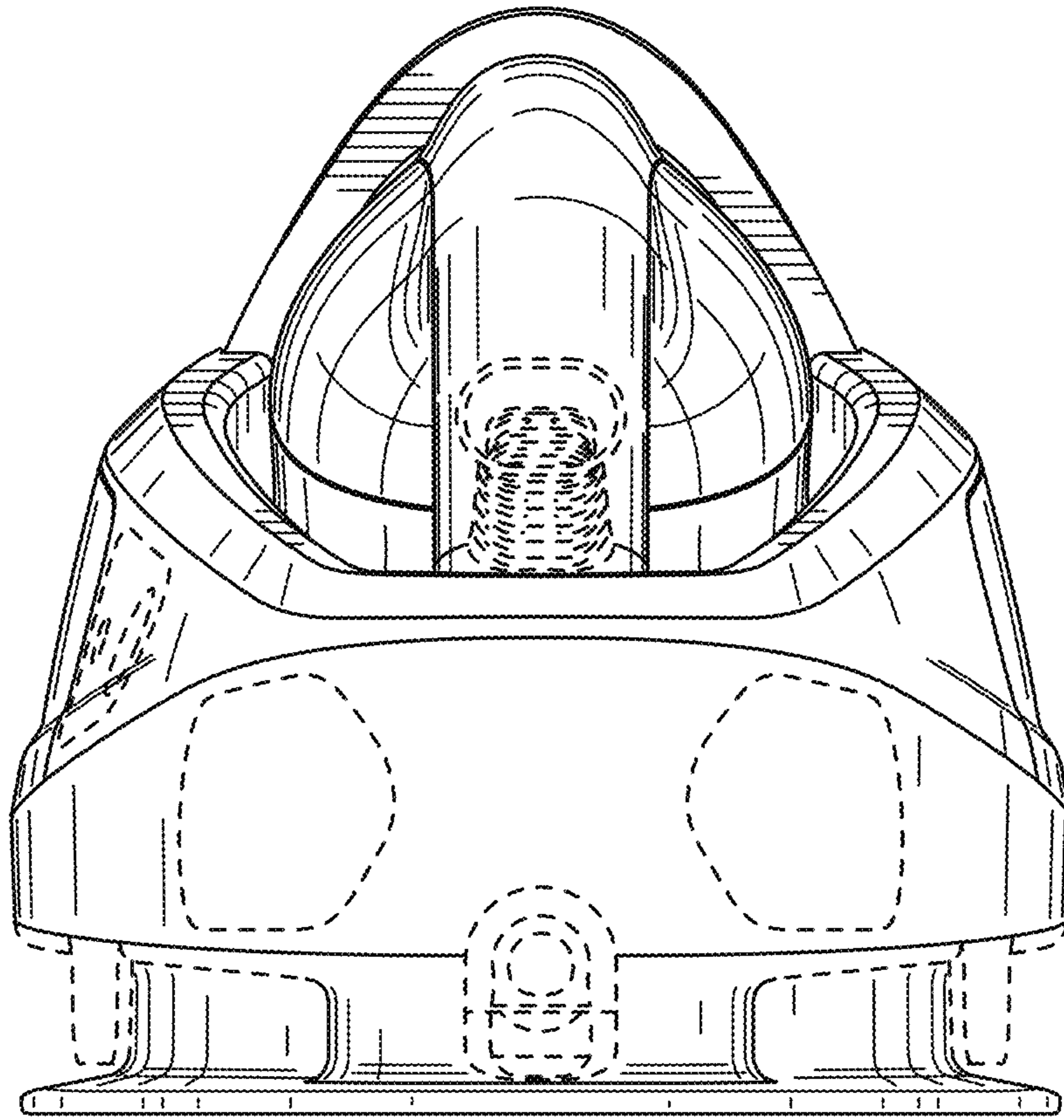


FIG. 3

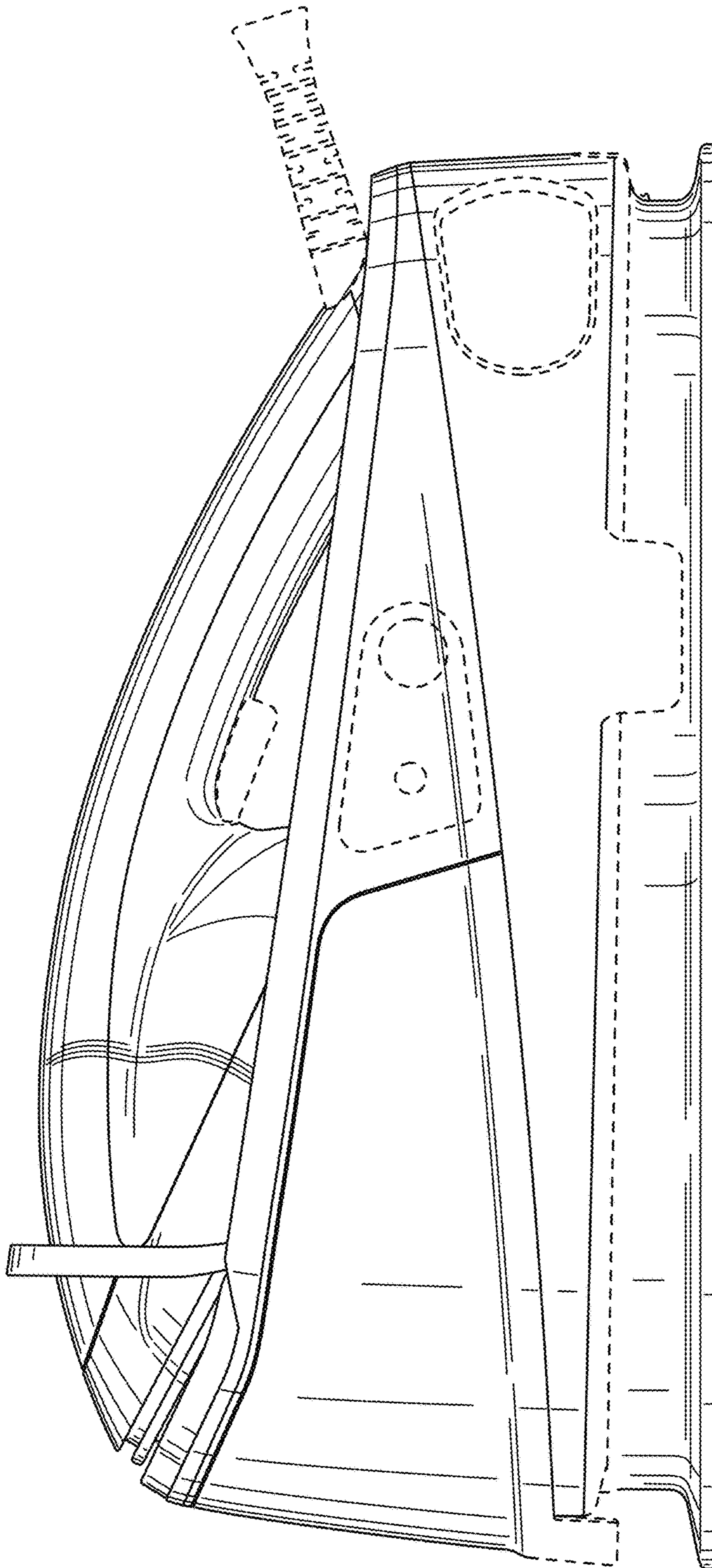


FIG. 4

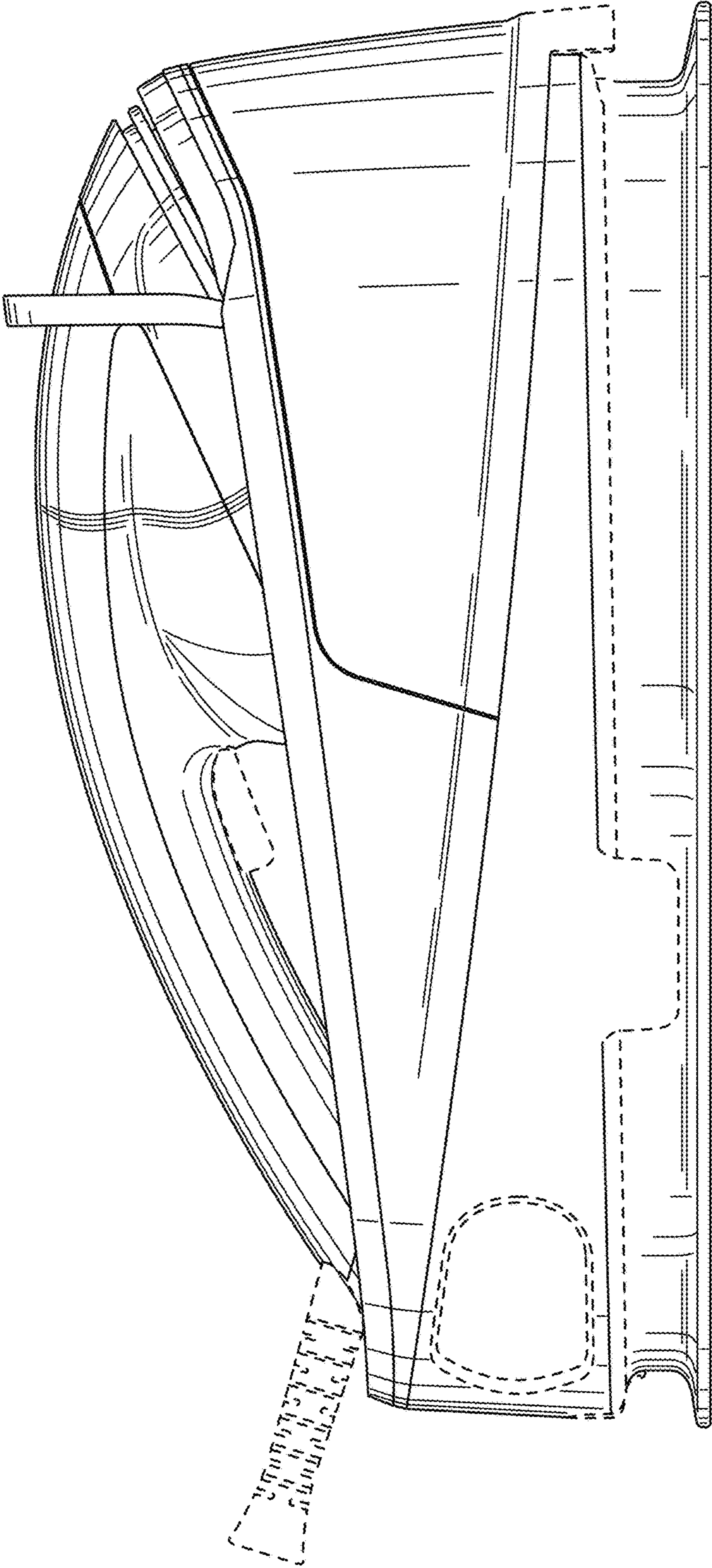


FIG. 5

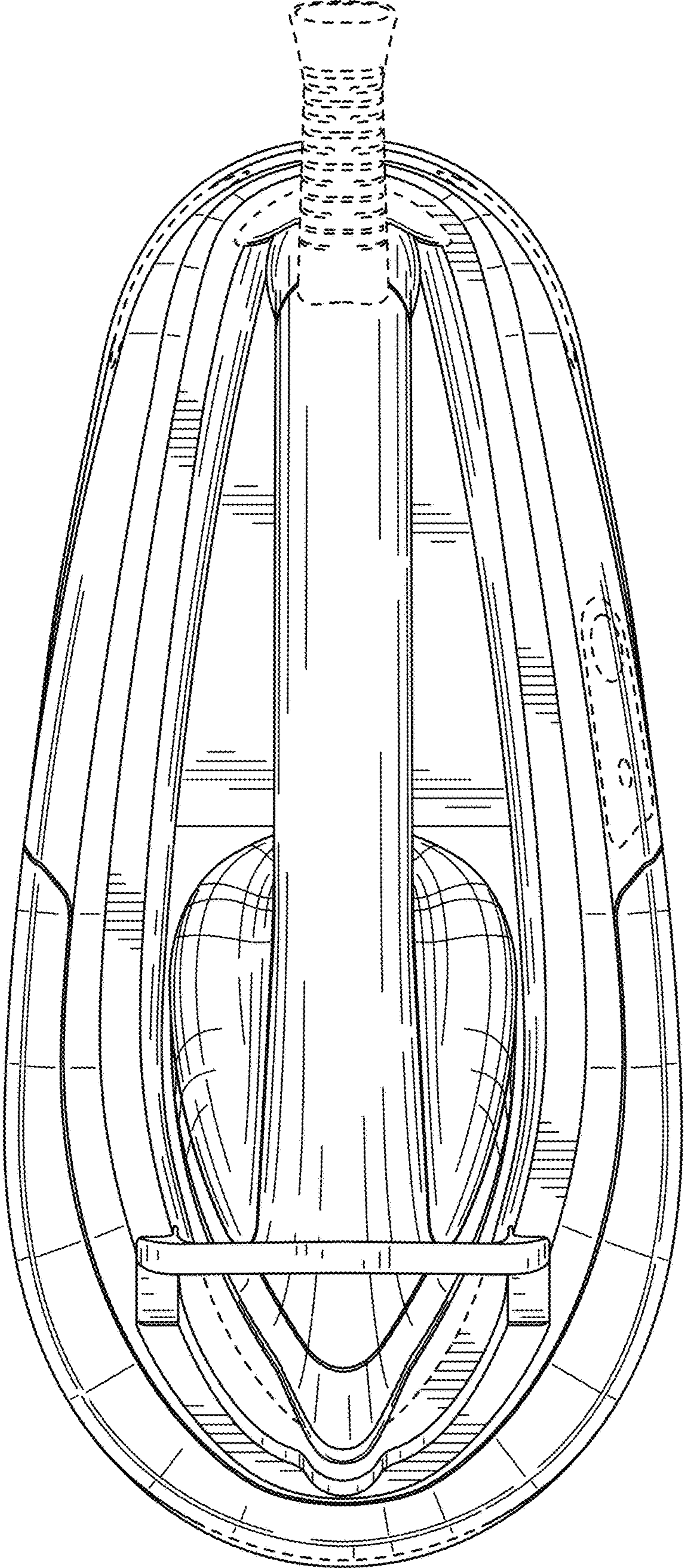


FIG. 6

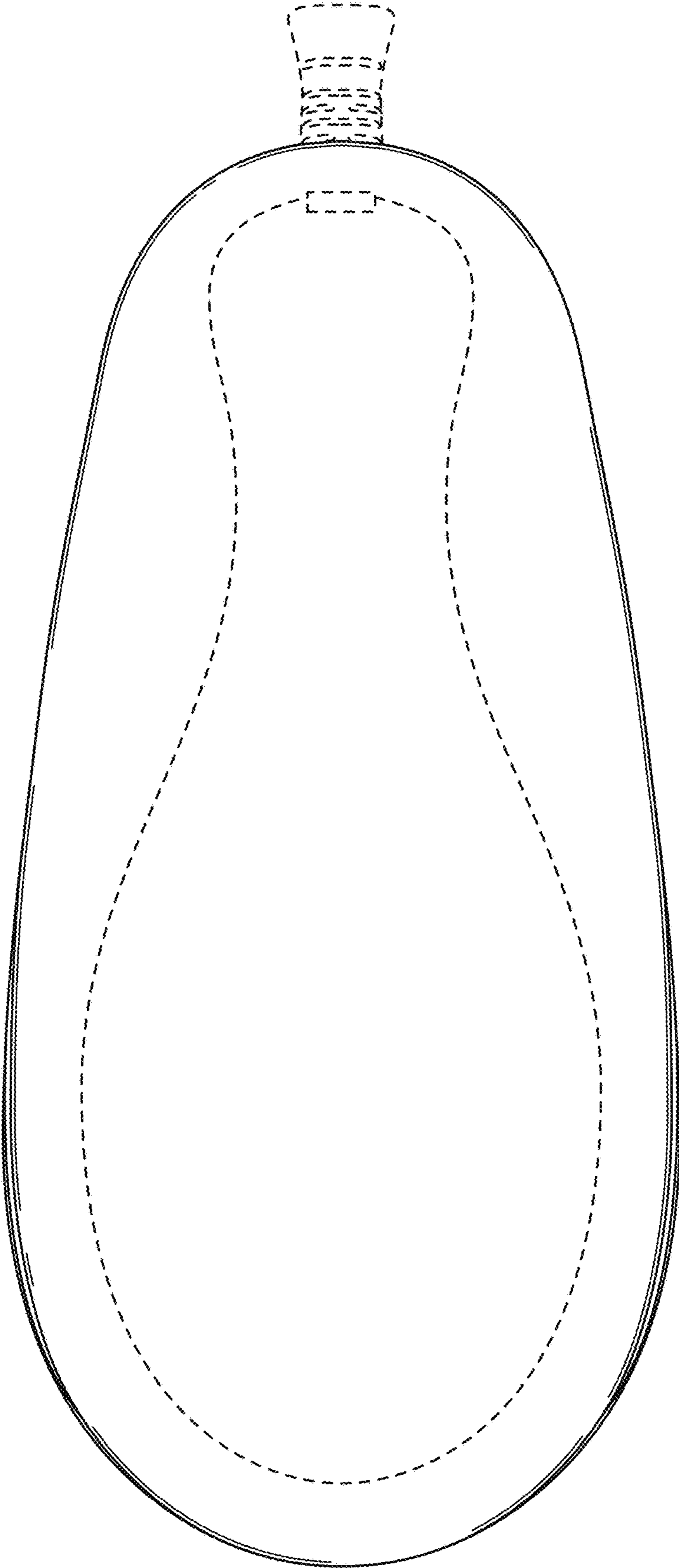


FIG. 7