



US00D788994S

(12) **United States Design Patent** (10) **Patent No.:** **US D788,994 S**
Walker et al. (45) **Date of Patent:** **** Jun. 6, 2017**

(54) SCALLOPED FACE GUARD RING	D446,609 S *	8/2001 Hill	A61F 11/06 D29/112
(71) Applicant: Custom Molded Products, Inc., Newnan, GA (US)	6,353,936 B2 *	3/2002 Flatt	A41D 20/00 2/174
(72) Inventors: Victor L. Walker, Temecula, CA (US); Zachary T. Vogtner, Atlanta, GA (US); Angelo V. Pugliese, Newnan, GA (US)	6,397,399 B1 *	6/2002 Lampe	A42B 1/008 2/171.2
(73) Assignee: Custom Molded Products, LLC, Newnan, GA (US)	D501,956 S *	2/2005 Grepper	D29/122
(**) Term: 14 Years	D581,103 S *	11/2008 Fang	D29/122
	D581,104 S *	11/2008 Fang	D29/122
	D616,153 S *	5/2010 Strome	D29/122
	D637,356 S *	5/2011 Green	D29/122
	D640,422 S *	6/2011 Green	D29/122
	D661,028 S *	5/2012 Hollingsworth	D29/122
	D689,653 S *	9/2013 Lowther	D29/122
	2009/0064386 A1 *	3/2009 Rogers	A42B 3/04 2/6.6

(21) Appl. No.: **29/508,151**

(22) Filed: **Nov. 4, 2014**

(51) **LOC (10) Cl.** **29-02**

(52) **U.S. Cl.**
USPC **D29/122**

(58) **Field of Classification Search**
USPC D29/100, 102, 105, 106, 108, 122
CPC A42B 3/18; A42B 3/20; A42B 3/04; A42B
3/0406; A42B 3/00; A42B 3/10; A42B
3/12; A42B 3/121; A42B 3/122; A42B
3/125; A42B 3/127; A42B 1/08; A63B
71/08; A63B 71/10; A63B 71/105; A61F
9/029

See application file for complete search history.

(56) **References Cited**

U.S. PATENT DOCUMENTS

5,058,210 A *	10/1991 Tivis	A42B 3/10 2/181
5,926,849 A *	7/1999 Boyle	A42B 1/22 2/181.2
D435,699 S *	12/2000 Mowry	D29/102

* cited by examiner

Primary Examiner — Elizabeth J Oswecki

(74) *Attorney, Agent, or Firm* — Laurence P. Colton;
Smith Tempel Blaha LLC

(57) **CLAIM**

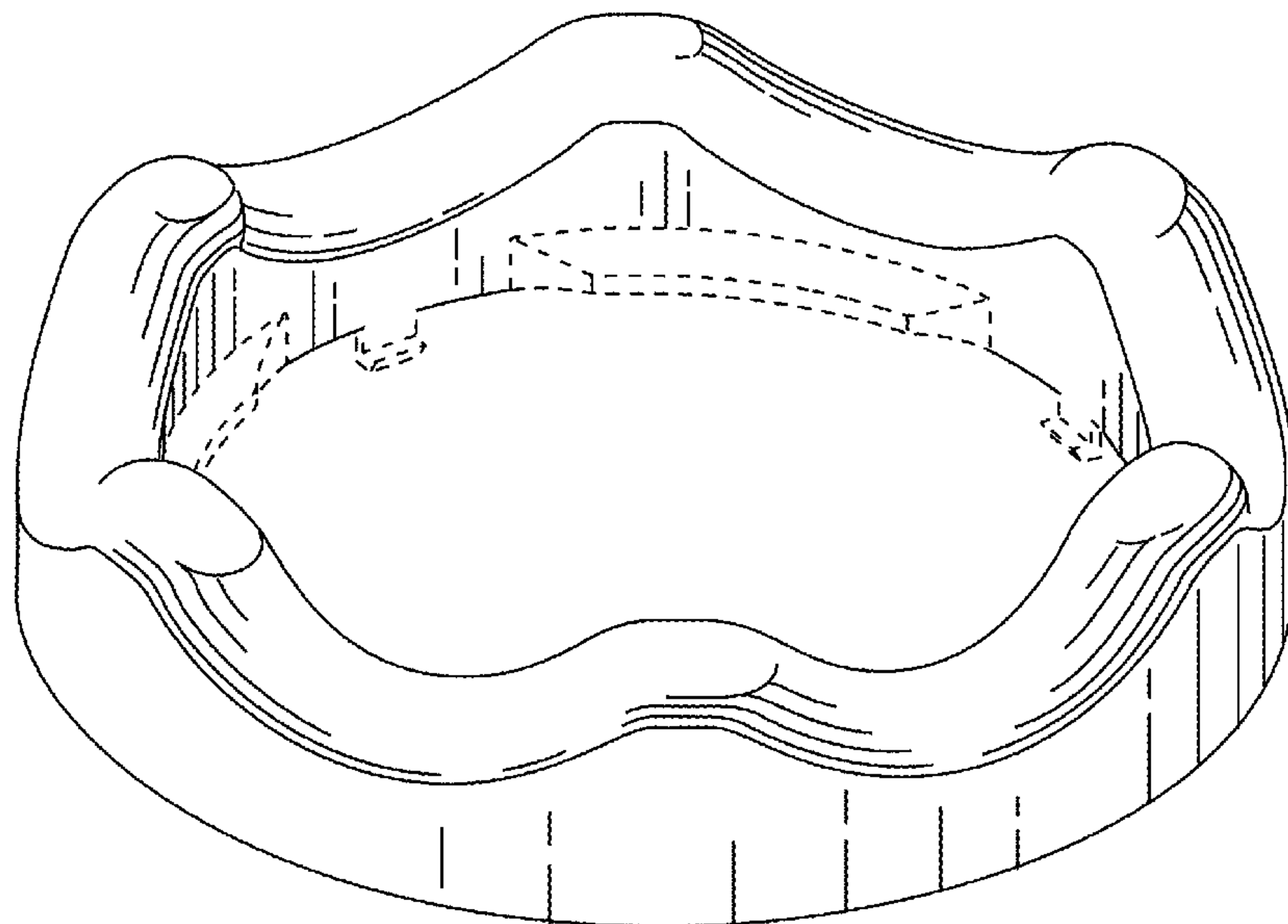
The ornamental design for a scalloped face guard ring, as shown and described.

DESCRIPTION

FIG. 1 is a perspective view of a scalloped face guard ring showing our new design;
FIG. 2 is a top view thereof;
FIG. 3 is a front view thereof;
FIG. 4 is a back view thereof;
FIG. 5 is a left side view thereof;
FIG. 6 is a right side view thereof; and,
FIG. 7 is a bottom view thereof.

The broken line portions of the figures are included to show unclaimed subject matter only and form no part of the claimed design.

1 Claim, 7 Drawing Sheets



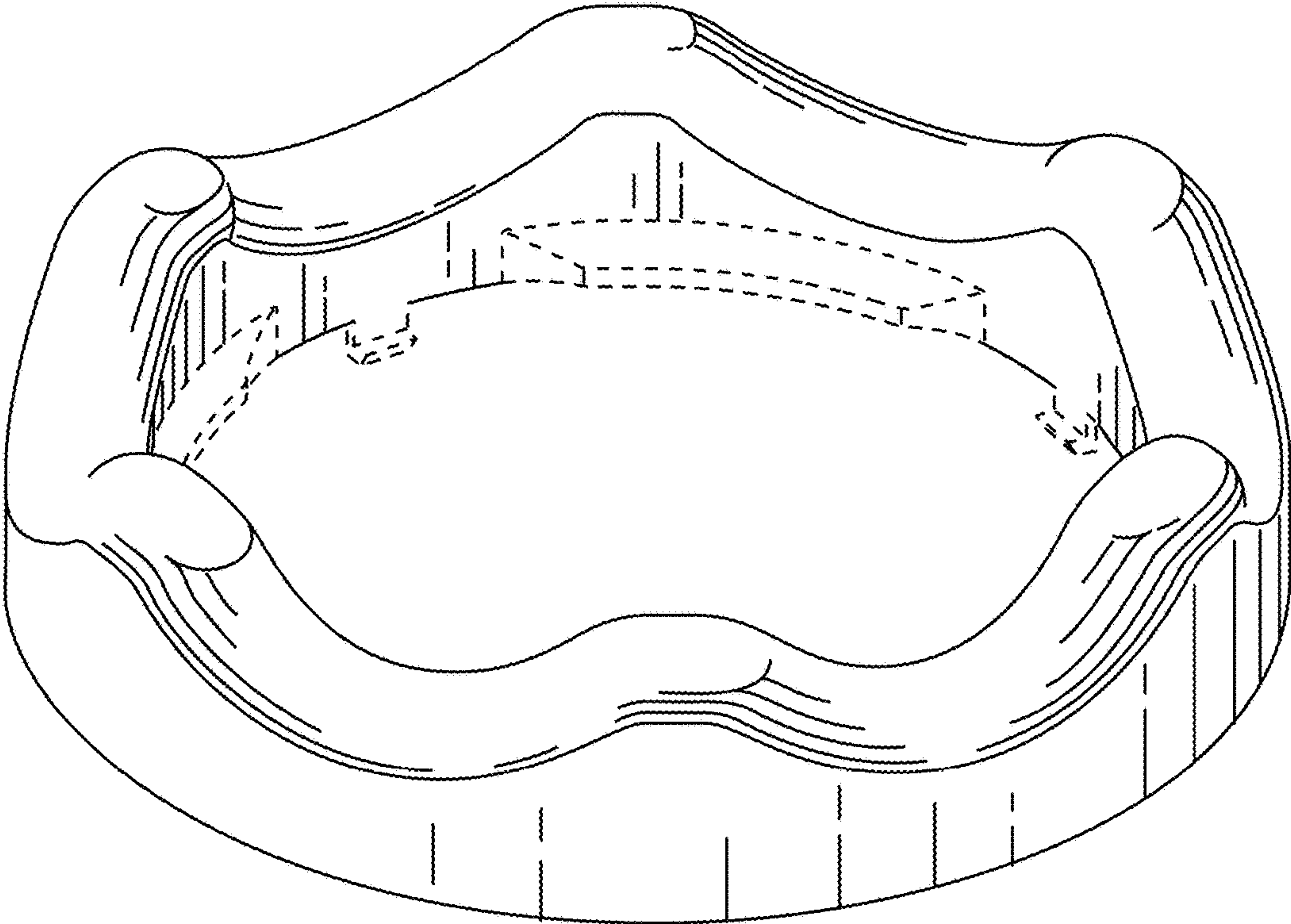


Fig. 1

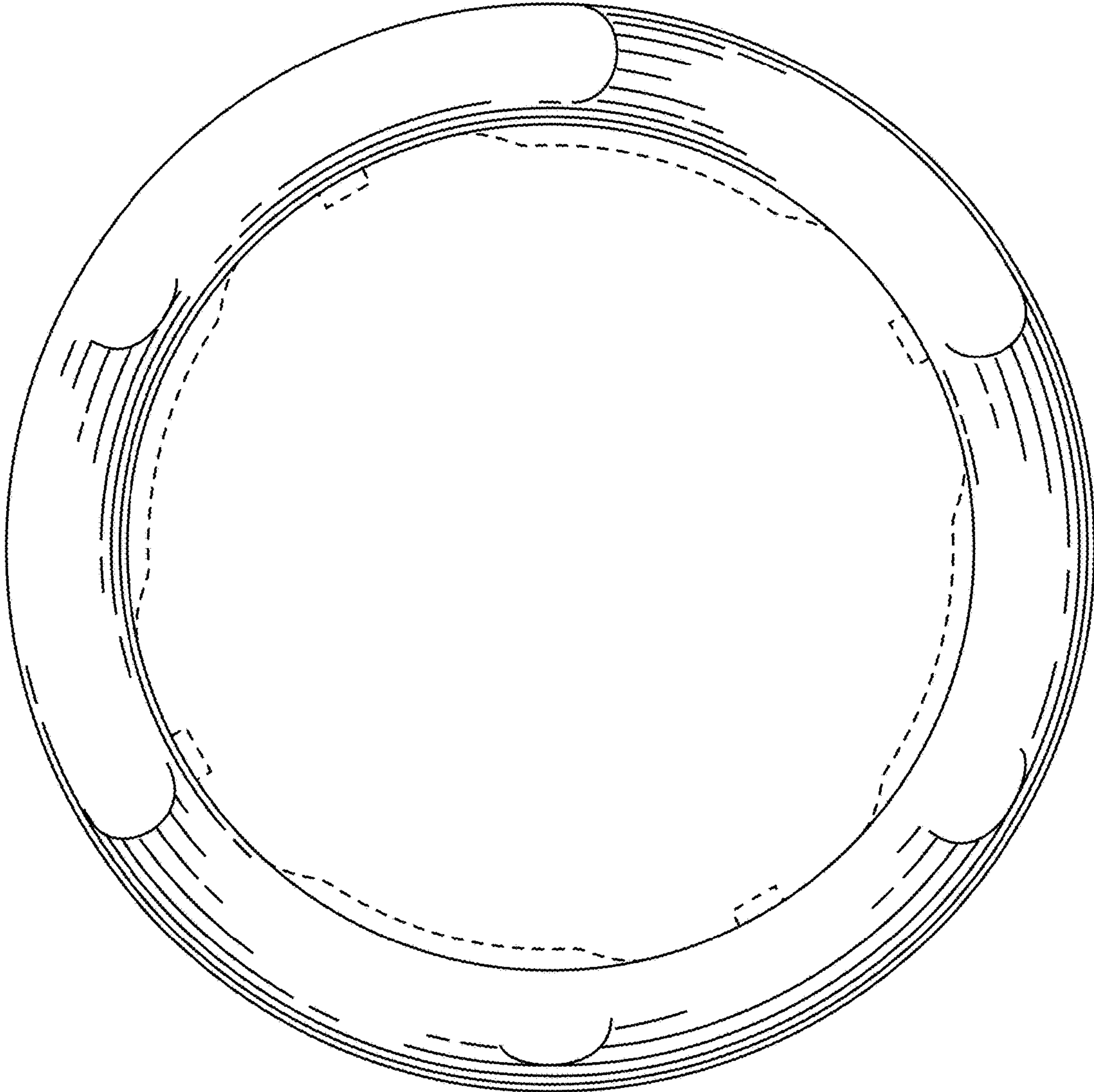


Fig. 2

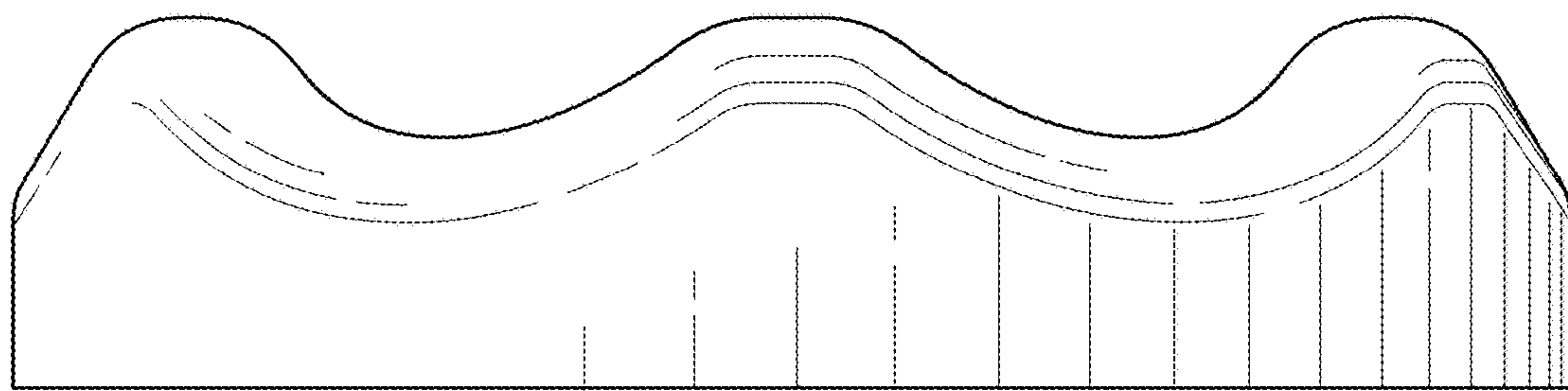


Fig. 3

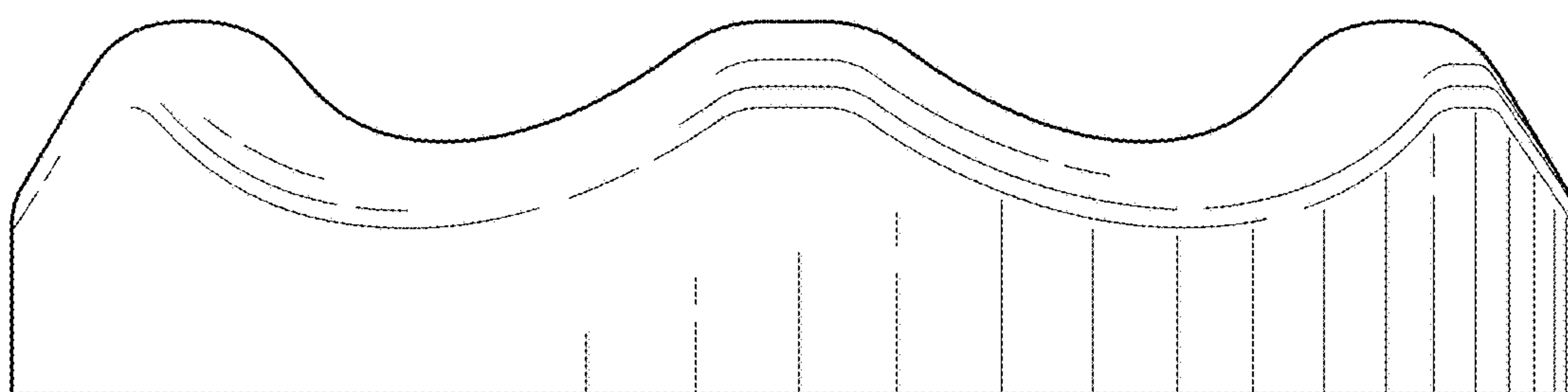


Fig. 4

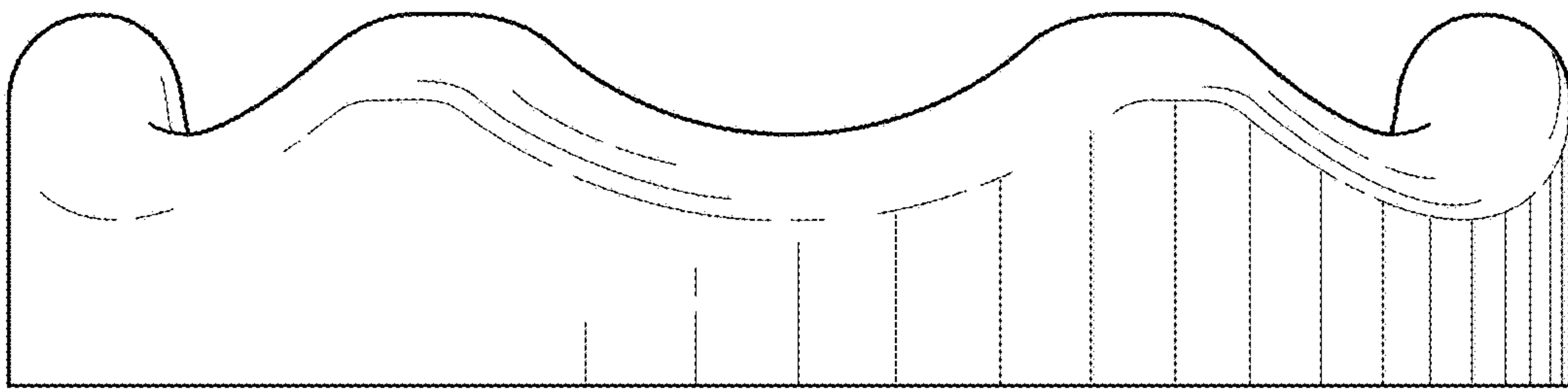


Fig. 5

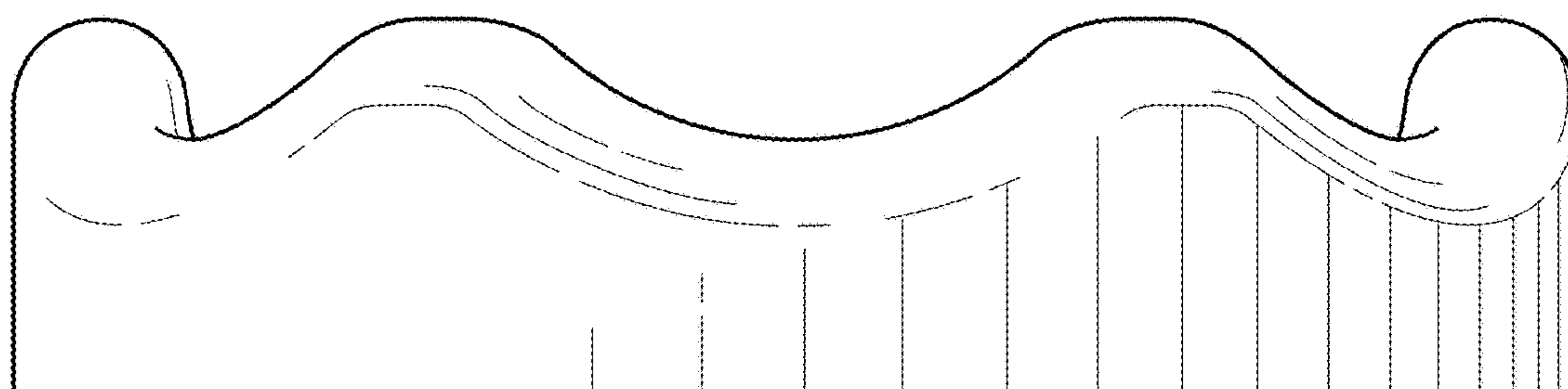


Fig. 6

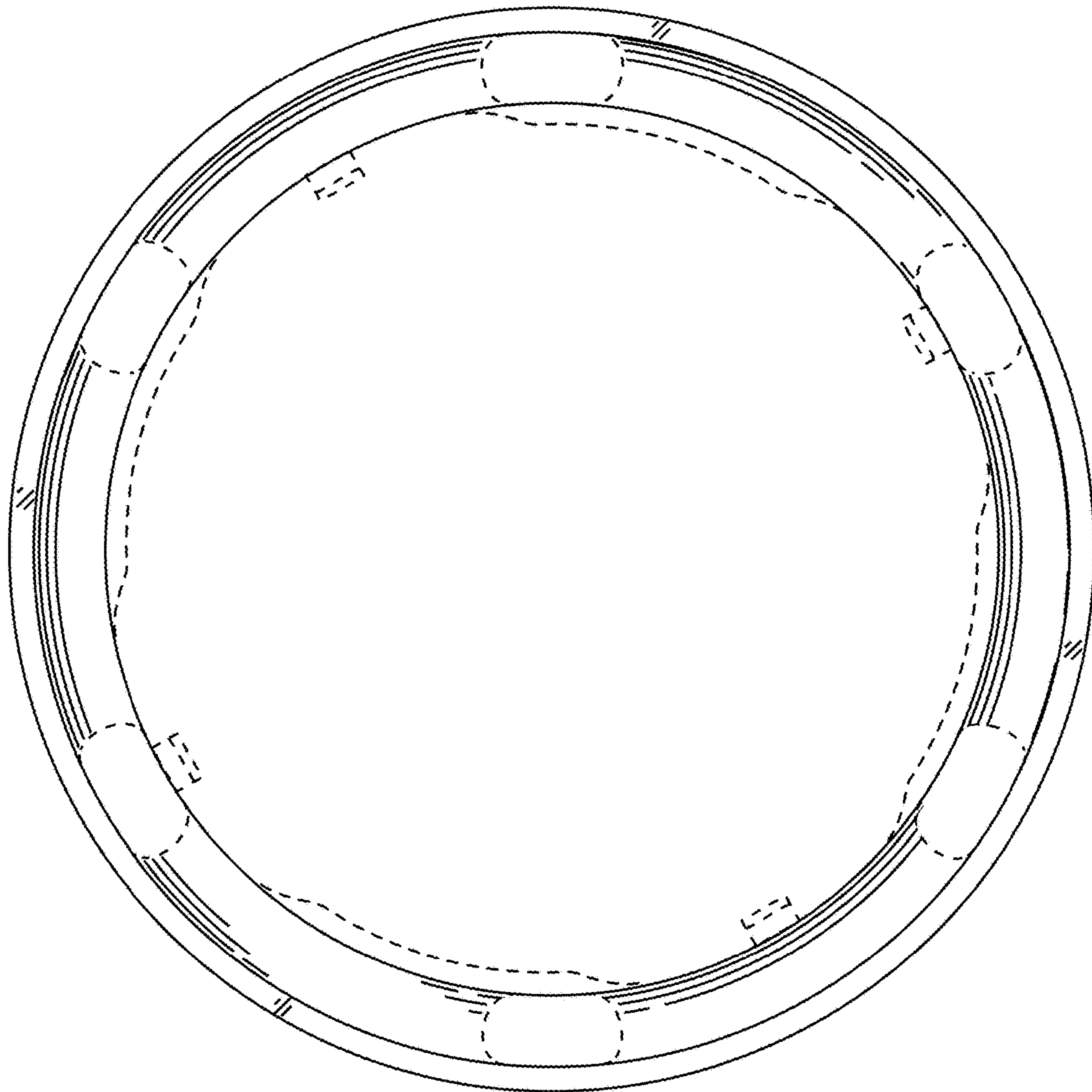


Fig. 7