



US00D788987S

(12) **United States Design Patent**
Gaynor et al.

(10) **Patent No.:** **US D788,987 S**

(45) **Date of Patent:** **** Jun. 6, 2017**

(54) **BLOCKING PAD**

(71) Applicant: **Grafton School, Inc.**, Winchester, VA (US)

(72) Inventors: **James Gaynor**, Winchester, VA (US);
Kim Sanders, Harpers Ferry, WV (US);
Christopher Feltner, Strasburg, VA (US)

(73) Assignee: **GRAFTON SCHOOL, INC.**, Winchester, VA (US)

(**) Term: **15 Years**

(21) Appl. No.: **29/541,786**

(22) Filed: **Oct. 7, 2015**

(51) **LOC (10) Cl.** **29-02**

(52) **U.S. Cl.**
USPC **D29/100**

(58) **Field of Classification Search**
USPC D11/95, 96, 99, 131-133, 140; D22/199;
D29/100, 101.1, 101.3, 108; 89/36.01,
89/36.02, 36.05, 36.06; 2/455, 2.5;
109/49.5; 428/542.2, 542.4, 542.6
CPC F41H 5/08; F41H 5/00
See application file for complete search history.

(56) **References Cited**

U.S. PATENT DOCUMENTS

4,667,954 A * 5/1987 McCorkle A63B 69/26
473/444
5,501,649 A * 3/1996 Queppet A63B 69/004
434/247

D489,846 S * 5/2004 Singh D29/100
D669,954 S * 10/2012 Rovere D21/798
8,287,437 B1 * 10/2012 Rovere A63B 69/004
473/444
D678,443 S * 3/2013 Jordan D21/788

* cited by examiner

Primary Examiner — Randall Gholson

(74) *Attorney, Agent, or Firm* — Goodhue, Coleman & Owens, P.C.

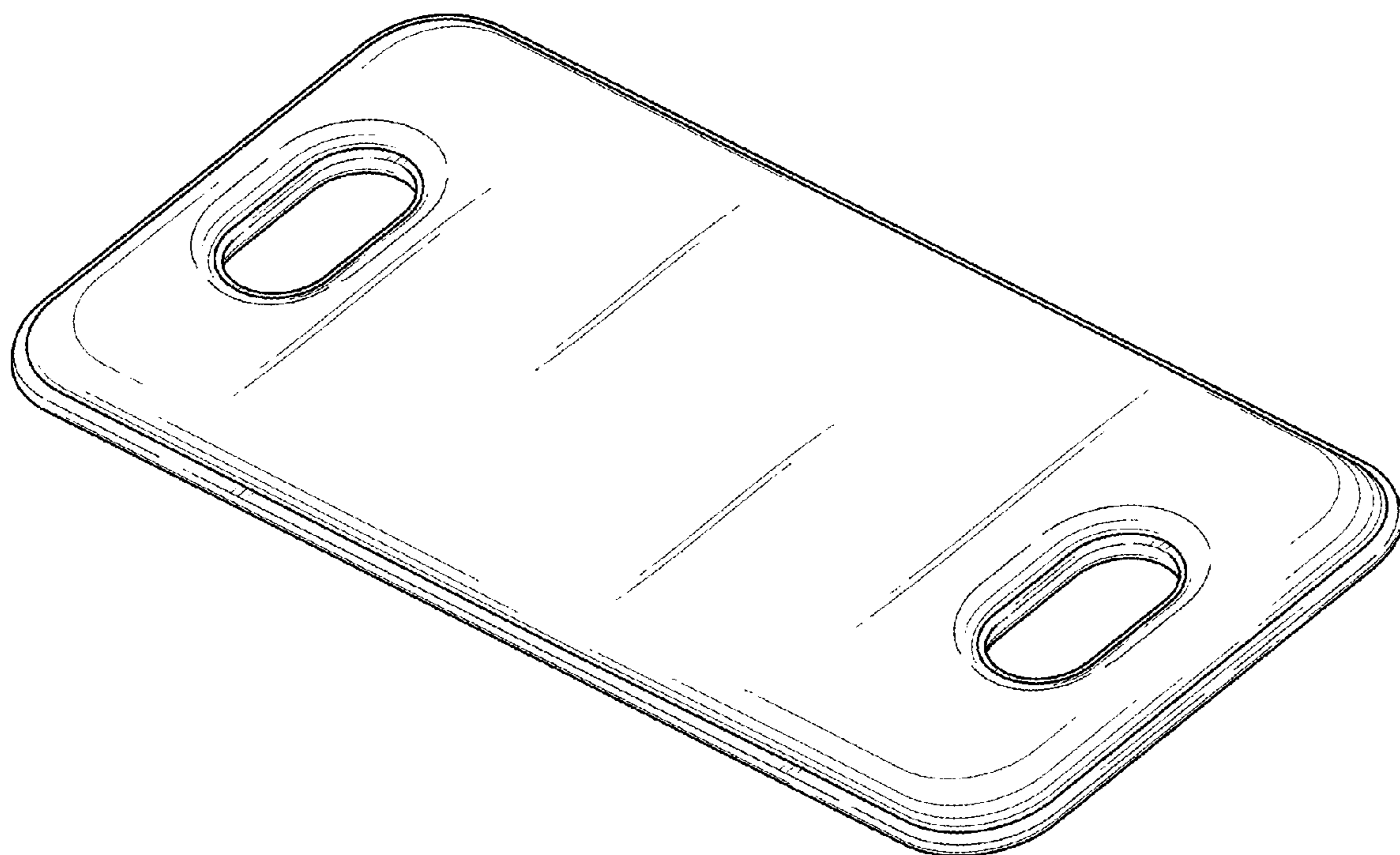
(57) **CLAIM**

The ornamental design for a blocking pad, as shown and described.

DESCRIPTION

FIG. 1 is a perspective view of a blocking pad showing our new design;
FIG. 2 is a front side view of the blocking pad shown in FIG. 1 with the opposite back side view being a mirror image;
FIG. 3 is a top side view of the blocking pad shown in FIG. 1 with the opposite bottom side view being a mirror image; and,
FIG. 4 is a left side view of the blocking pad shown in FIG. 1 with the opposite right side view being a mirror image.

1 Claim, 2 Drawing Sheets






FIG. 1

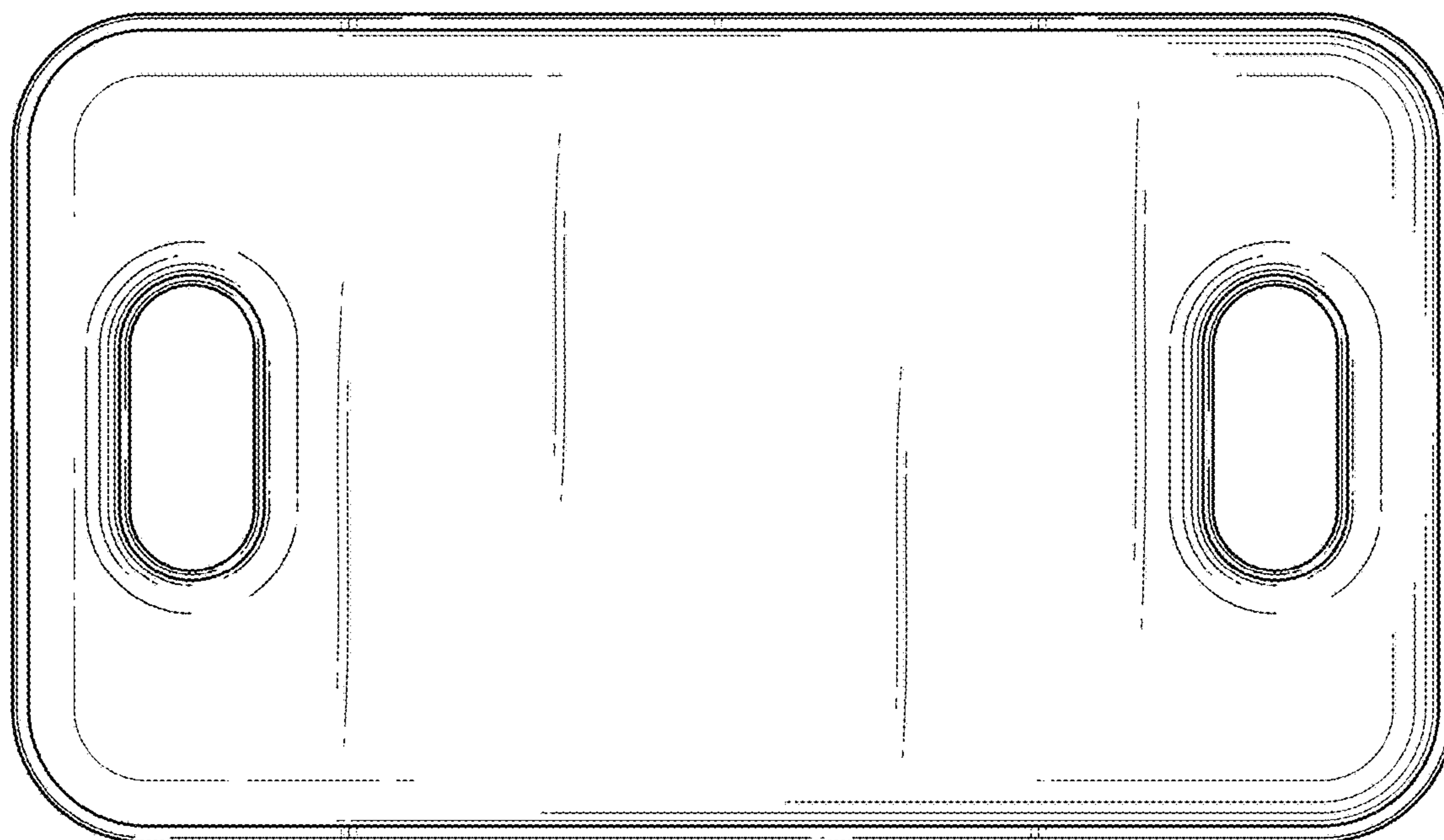


FIG. 2




FIG. 3




FIG. 4