



US00D788983S

(12) **United States Design Patent** (10) **Patent No.:** **US D788,983 S**  
**Yiu** (45) **Date of Patent:** **\*\* Jun. 6, 2017**

(54) **NAIL AND SKIN ABRASION DEVICE**

(71) Applicant: **Soft Lines International, Ltd.**,  
Kowloon (HK)

(72) Inventor: **Wai Wah Yiu**, Kowloon (HK)

(73) Assignee: **SOFT LINES INTERNATIONAL, LTD.**, Kowloon (HK)

(\*\*) Term: **15 Years**

(21) Appl. No.: **29/546,824**

(22) Filed: **Nov. 25, 2015**

(51) **LOC (10) Cl.** ..... **28-03**

(52) **U.S. Cl.**  
USPC ..... **D28/62; D28/59; D28/58**

(58) **Field of Classification Search**  
USPC ..... D28/56, 58, 59, 57, 62; D24/146, 133  
CPC ..... A45D 29/18; A45D 29/02; A45D 29/05;  
A45D 29/06; A45D 29/04; A45D  
29/11-29/14; A45D 29/00; A61B 17/54  
See application file for complete search history.

(56) **References Cited**

**U.S. PATENT DOCUMENTS**

1,869,197	A	7/1932	Holz	
1,915,305	A	6/1933	Gallagher	
2,056,379	A	10/1936	Acocella	
2,395,296	A	2/1946	Schwab	
4,103,694	A *	8/1978	Burian	..... A45D 29/18 132/73.6
4,117,854	A	10/1978	Rosenbloom	
4,753,253	A	6/1988	Hutson	
5,123,430	A	6/1992	Davidovitz	
5,161,552	A	11/1992	Kathuria	
5,377,699	A	1/1995	Varnum	
5,762,077	A *	6/1998	Griffiths, Jr.	..... A45D 29/007 132/318
D405,232	S *	2/1999	Stevens	..... D24/133
6,050,270	A *	4/2000	Tyshenko, Jr.	..... A45D 29/14 132/73.6
6,442,840	B2	9/2002	Zucker	

6,523,546	B2	2/2003	Jo et al.	
7,428,881	B2	9/2008	Drelinger	
D600,413	S *	9/2009	Khubani	..... D30/158
D603,561	S *	11/2009	Cho	..... D28/58

(Continued)

**FOREIGN PATENT DOCUMENTS**

CH	581454	11/1976
CN	2794280	7/2006

(Continued)

**OTHER PUBLICATIONS**

Pursonic NC1 Electric Nail Trimmer, www.amazon.com, 1 page,  
downloaded Oct. 29, 2016.\*  
(Continued)

*Primary Examiner* — Jennifer Rivard  
(74) *Attorney, Agent, or Firm* — Foley & Lardner LLP

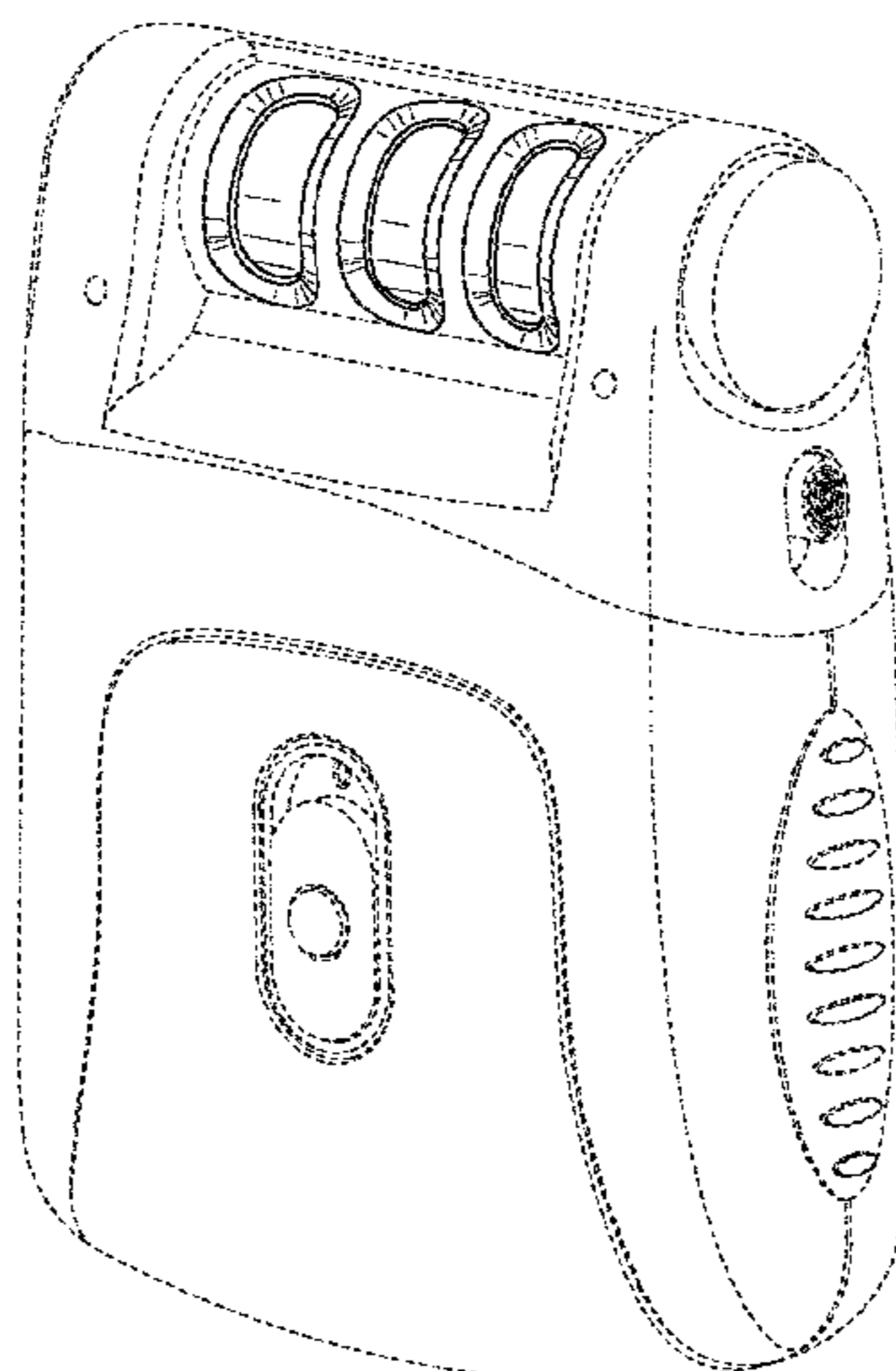
(57) **CLAIM**

I claim the ornamental design for a nail and skin abrasion  
device, as shown and described.

**DESCRIPTION**

FIG. 1 is a top, front perspective view of an embodiment of  
the claimed design;  
FIG. 2 is a top, rear perspective view thereof;  
FIG. 3 is a front elevation view thereof;  
FIG. 4 is a rear elevation view thereof;  
FIG. 5 is a left elevation view thereof;  
FIG. 6 is a right elevation view thereof;  
FIG. 7 is a top plan view thereof; and,  
FIG. 8 is a bottom plan view thereof.  
The ornamental design which is claimed is shown in solid  
lines in the drawings. The broken lines illustrate the envi-  
ronment and form no part of the claimed design.

**1 Claim, 7 Drawing Sheets**



(56)

References Cited

U.S. PATENT DOCUMENTS

D678,614 S \* 3/2013 Yiu ..... D24/133  
 D681,277 S \* 4/2013 Yiu ..... D28/49  
 D686,370 S \* 7/2013 Yiu ..... D24/133  
 D692,181 S \* 10/2013 Yiu ..... D28/49  
 8,545,516 B1 10/2013 Winnett et al.  
 8,551,117 B2 10/2013 Yiu  
 D709,650 S \* 7/2014 Yiu ..... D28/58  
 D726,372 S \* 4/2015 Yiu ..... A61B 17/54  
 D736,999 S \* 8/2015 Yiu ..... D28/58  
 D737,517 S \* 8/2015 Yiu ..... D28/49  
 D737,518 S \* 8/2015 Yiu ..... D28/54  
 D737,519 S \* 8/2015 Yiu ..... D28/54  
 D737,520 S \* 8/2015 Yiu ..... D28/54  
 D738,043 S \* 9/2015 Yiu ..... D28/44.1  
 D739,080 S \* 9/2015 Yiu ..... D28/54  
 D751,253 S \* 3/2016 Hollinger ..... D28/44.1  
 D751,762 S \* 3/2016 Hollinger ..... D28/58  
 D752,812 S \* 3/2016 Sivan ..... D28/58  
 D756,034 S \* 5/2016 Yiu ..... D28/44  
 D759,311 S \* 6/2016 Khubani ..... D28/58  
 D765,914 S \* 9/2016 Khubani ..... D24/133  
 D766,508 S \* 9/2016 Wang ..... D24/133  
 D768,931 S \* 10/2016 Langberg ..... D28/58  
 D769,529 S \* 10/2016 Langberg ..... D28/58  
 2002/0050278 A1 5/2002 Jo et al.  
 2002/0107527 A1\* 8/2002 Burres ..... A45D 29/14  
 606/131  
 2003/0102002 A1\* 6/2003 Cho ..... A45D 29/05  
 132/73.6  
 2006/0137703 A1\* 6/2006 Kling ..... A45D 29/05  
 132/73.6  
 2006/0150992 A1 7/2006 Nevakshonoff  
 2006/0180170 A1 8/2006 Merten  
 2006/0260629 A1 11/2006 Chern  
 2006/0272664 A1\* 12/2006 O'Dwyer ..... A45D 29/007  
 132/73.6  
 2009/0126750 A1 5/2009 Pellereau  
 2010/0083975 A1\* 4/2010 Nguyen ..... A45D 29/05  
 132/200  
 2010/0236565 A1\* 9/2010 Fernandez ..... A45D 29/05  
 132/73.6

2011/0226268 A1\* 9/2011 Filonczuk ..... A45D 29/05  
 132/73.6  
 2011/0226269 A1\* 9/2011 Routhier ..... A45D 29/05  
 132/73.6  
 2011/0226270 A1 9/2011 Rivera  
 2013/0081645 A1\* 4/2013 Caviness ..... A45D 29/00  
 132/75.8  
 2013/0092182 A1\* 4/2013 Stockbauer ..... A45D 29/05  
 132/75.8  
 2015/0150352 A1\* 6/2015 Yiu ..... A45D 29/05  
 132/75.8  
 2015/0173484 A1\* 6/2015 Fitzsimons ..... A45D 29/05  
 132/200  
 2015/0201969 A1\* 7/2015 Dugo ..... A61B 17/54  
 606/131  
 2016/0295988 A1\* 10/2016 Yiu ..... A45D 29/05

FOREIGN PATENT DOCUMENTS

CN	2930405	8/2007	
CN	201230701	5/2009	
CN	102958461	3/2013	
CN	203353904	12/2013	
CN	203505864 U	4/2014	
CN	204949898	1/2016	
DE	86 10 993	8/1986	
GB	2 191 396	12/1987	
GB	DE 212014000041 U1 *	11/2015	..... A61H 7/005
HK	DE 202014103411 U1 *	9/2014	..... A45D 29/00
JP	S50-040476	4/1975	
JP	S51-132178	10/1976	
JP	S59-141902	8/1984	
JP	H04-044808	4/1992	
JP	H06-169812	6/1994	
JP	H06-277113	10/1994	
WO	WO-02/28296	4/2002	
WO	WO-2012/120373	9/2012	

OTHER PUBLICATIONS

Extended European Search Report for EP Application No. 15191805.9, mail date Jun. 10, 2016, 12 pages.  
 International Search Report and Written Opinion for PCT Application No. PCT/IB2015/056121, mail date May 6, 2016, 12 pages.

\* cited by examiner

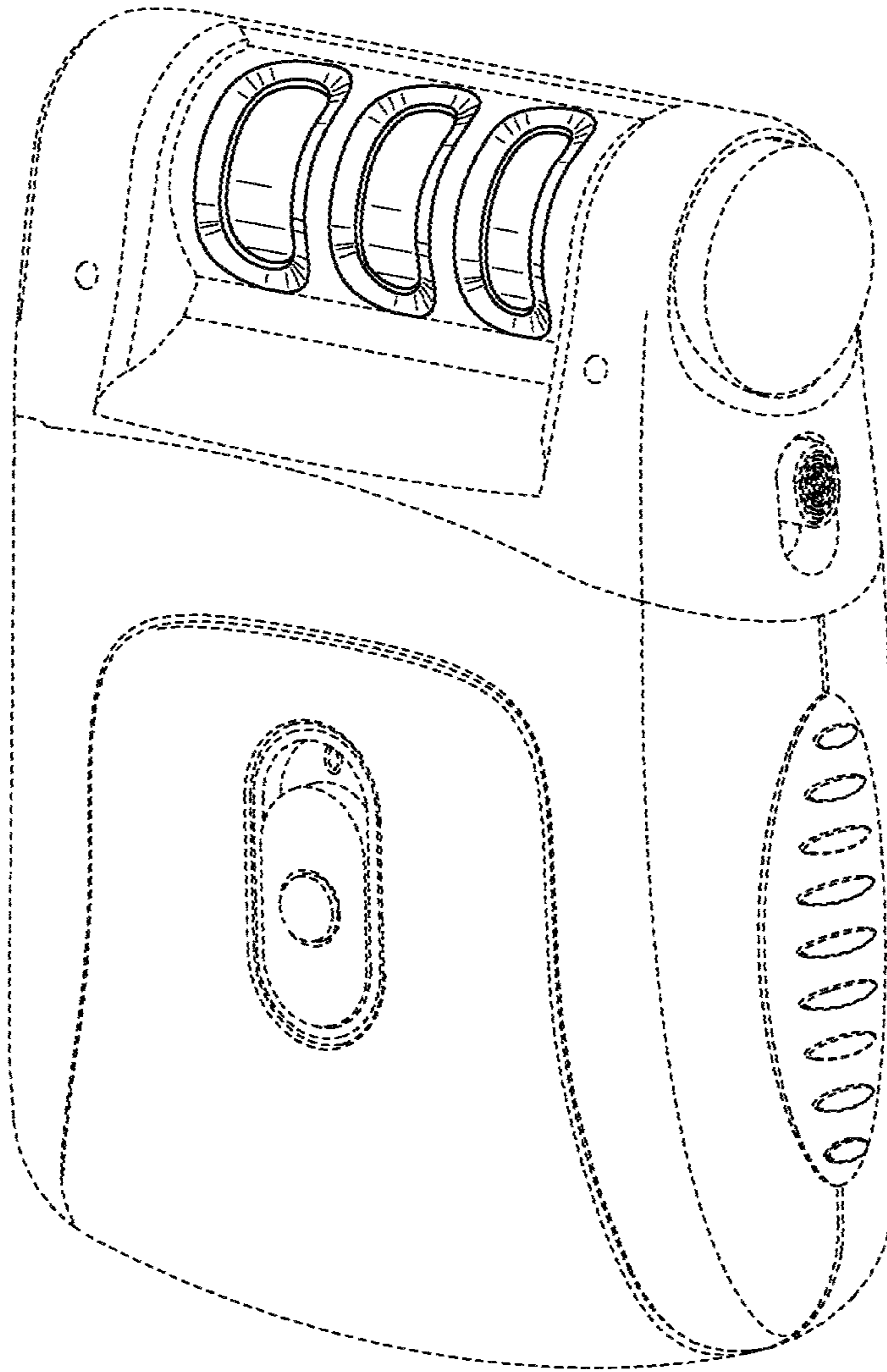


FIG. 1

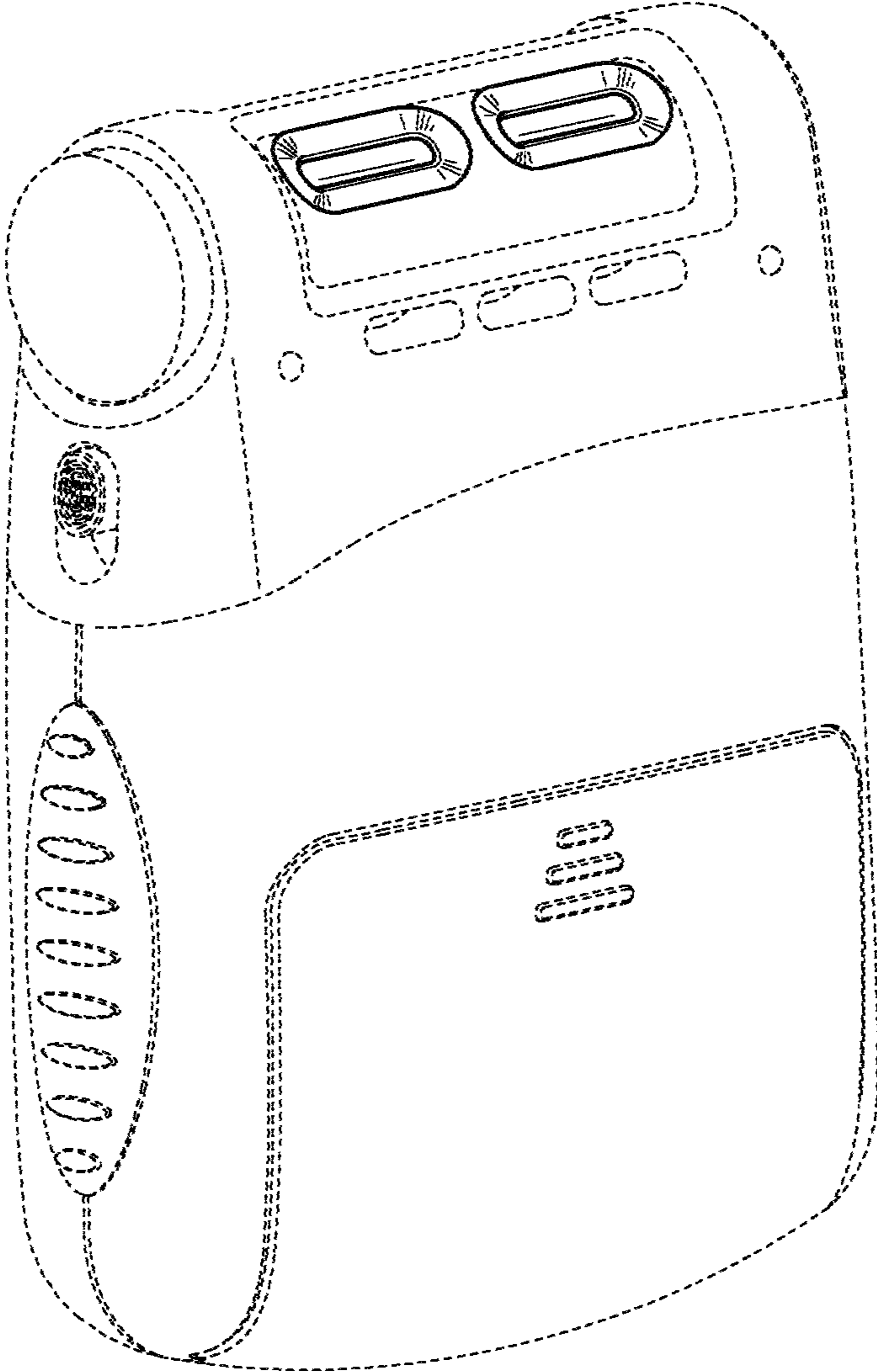


FIG. 2

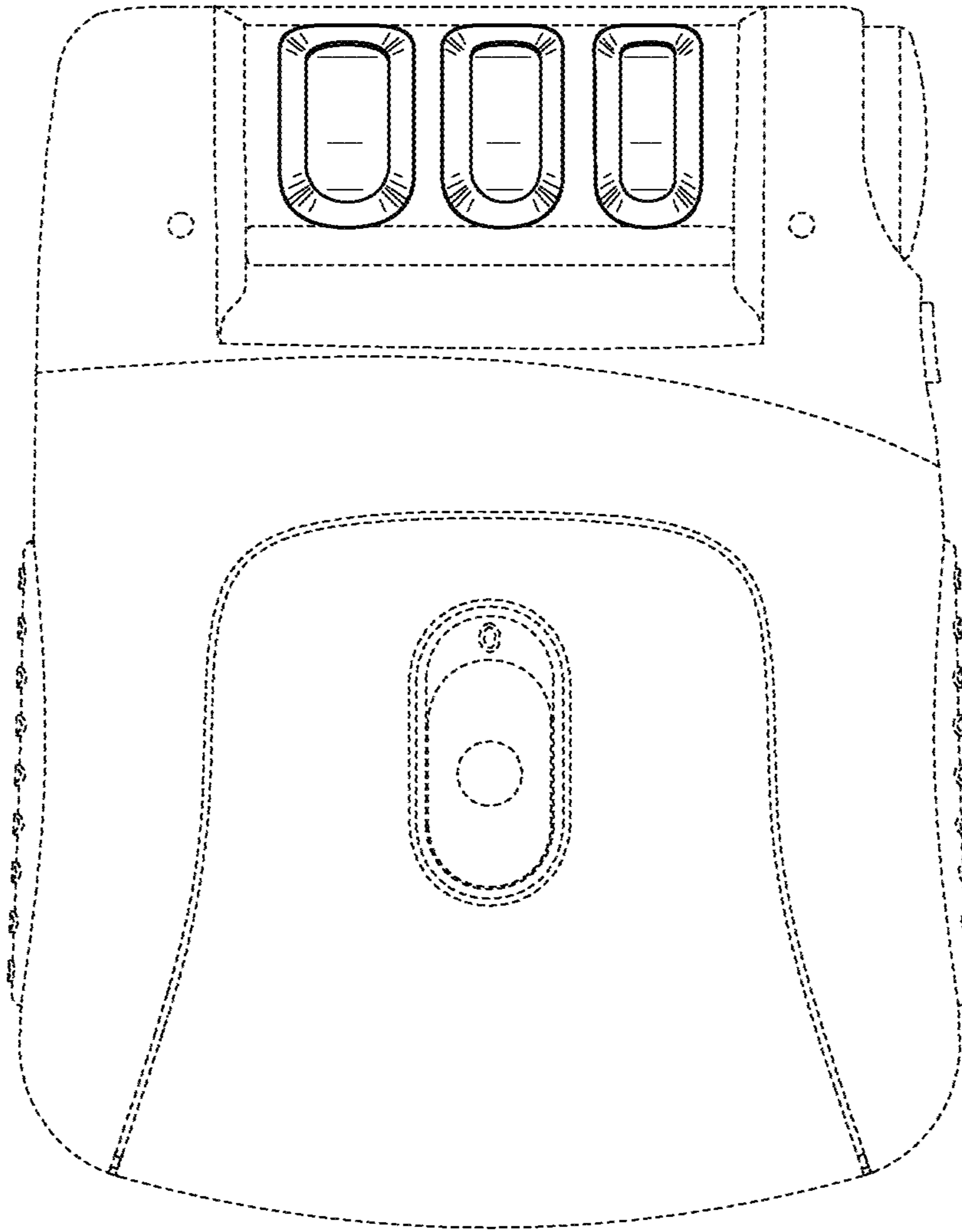


FIG. 3

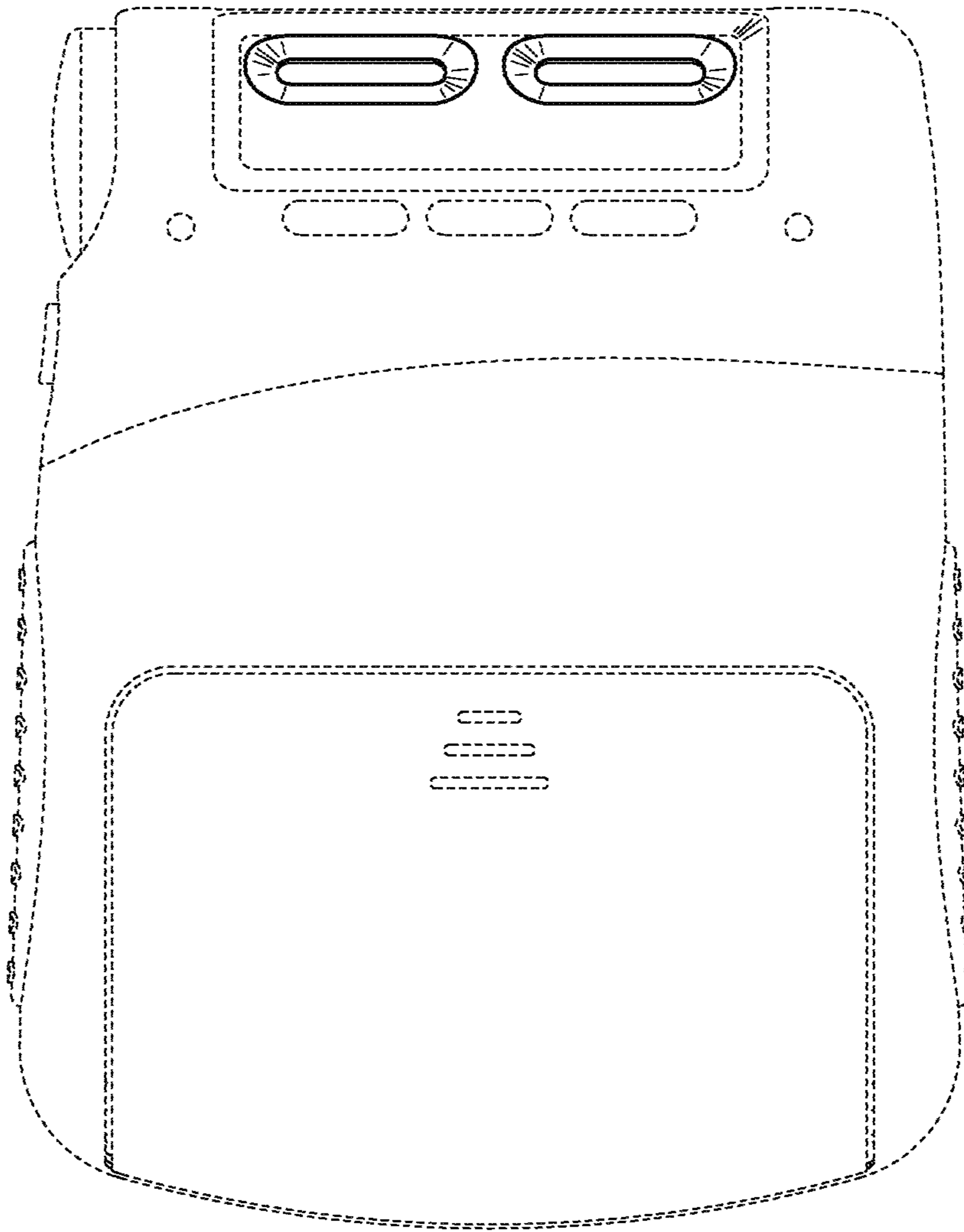
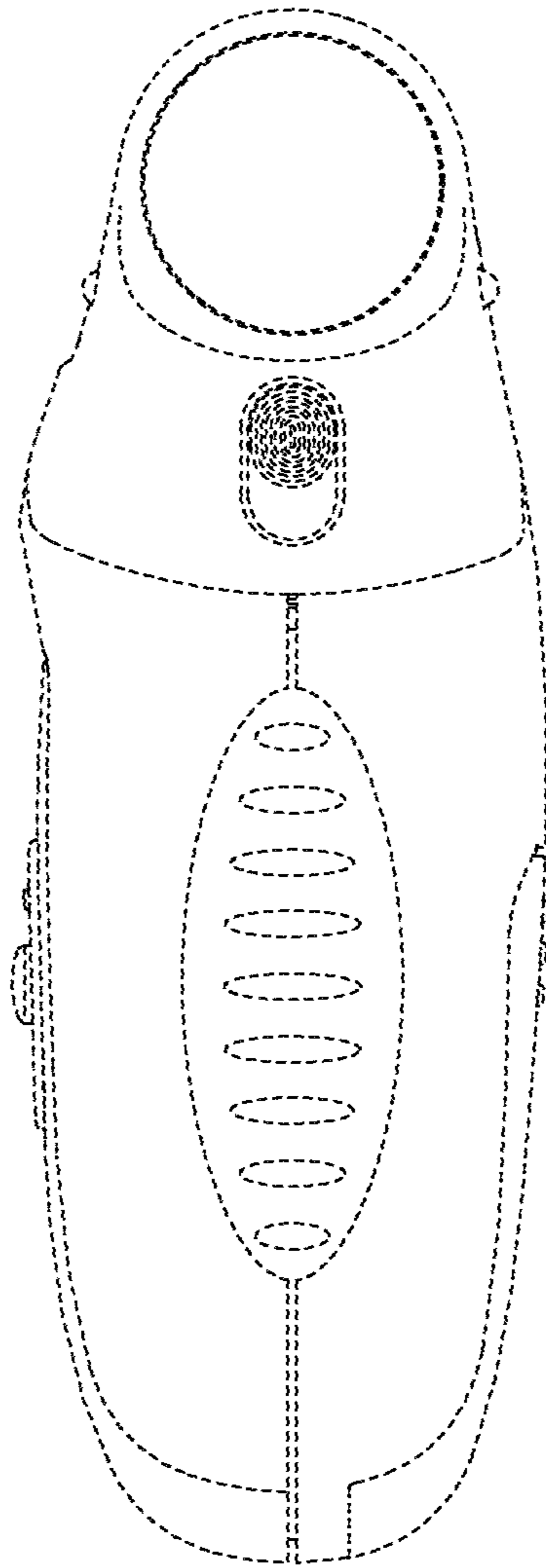
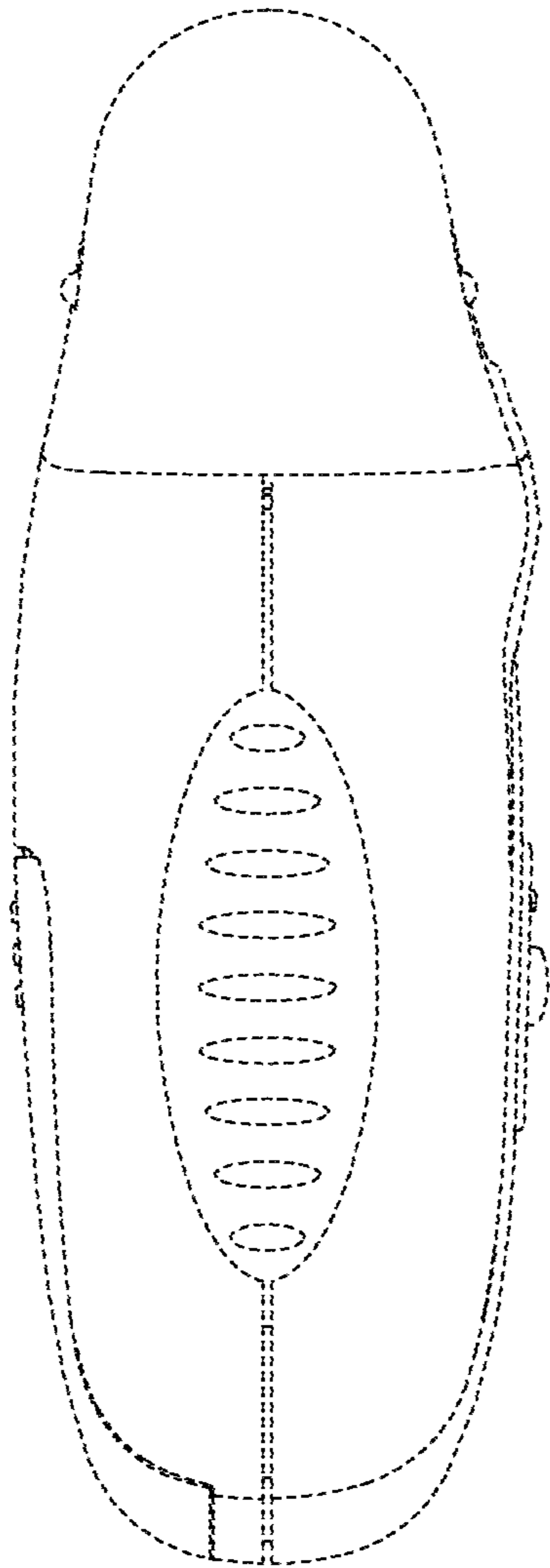


FIG. 4



**FIG. 5**



**FIG. 6**



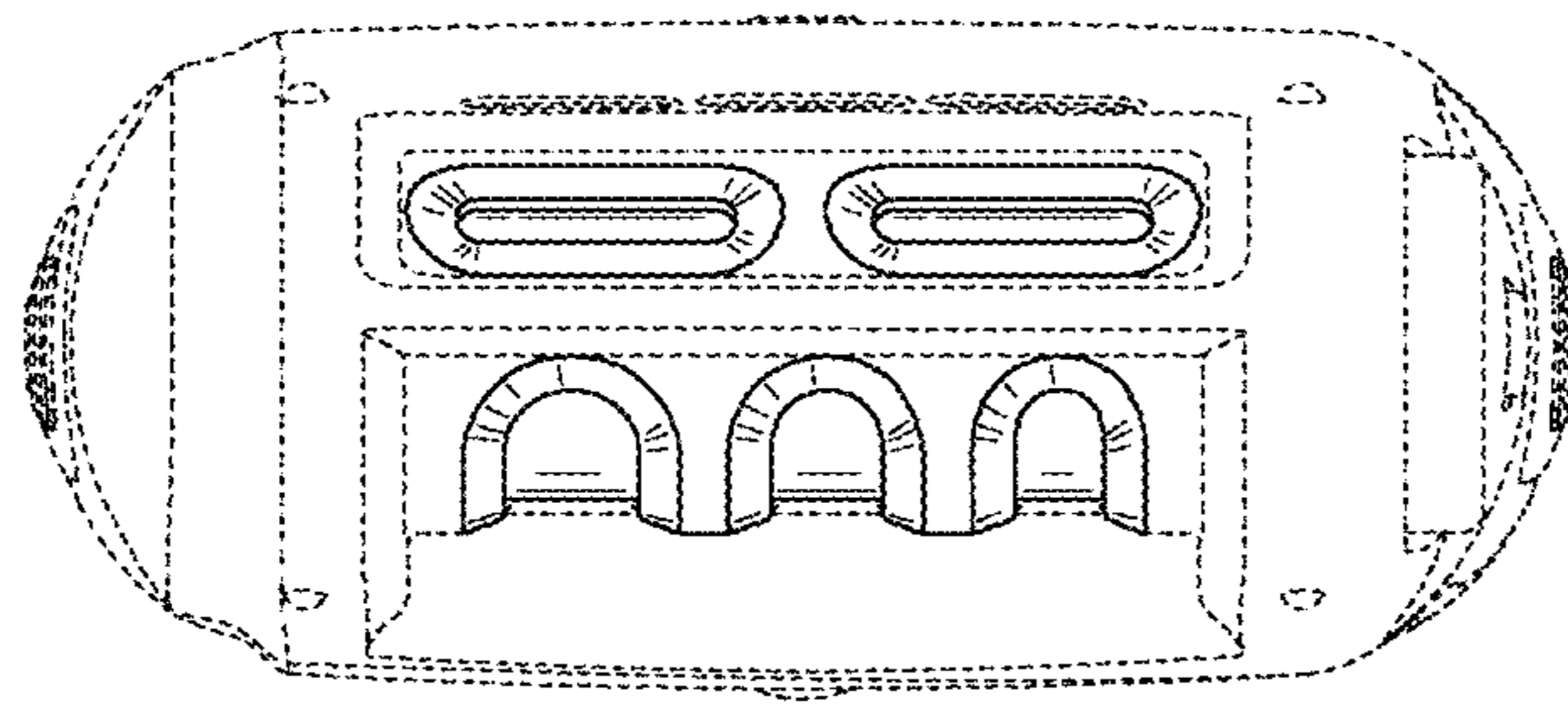


FIG. 7




FIG. 8