



US00D788975S

(12) **United States Design Patent**
Tsai

(10) **Patent No.:** **US D788,975 S**

(45) **Date of Patent:** **** Jun. 6, 2017**

(54) **LAMP**

(71) Applicant: **Tsung-Han Tsai**, New Taipei (TW)

(72) Inventor: **Tsung-Han Tsai**, New Taipei (TW)

(**) Term: **15 Years**

(21) Appl. No.: **29/553,016**

(22) Filed: **Jan. 28, 2016**

(51) **LOC (10) Cl.** **26-03**

(52) **U.S. Cl.**
USPC **D26/110**

(58) **Field of Classification Search**
USPC D26/24, 93, 95, 104, 106, 110
CPC F21S 6/00; F21S 6/002; F21S 6/004; F21S
6/008; F21S 8/08; F21V 21/00; F21V
21/02; F21W 2131/30
See application file for complete search history.

(56) **References Cited**

U.S. PATENT DOCUMENTS

D197,298 S * 1/1964 Schroeder D26/110
D274,475 S * 6/1984 Caldwell D26/110

D368,149 S * 3/1996 Yu D26/105
D433,530 S * 11/2000 Barry D26/112
D448,516 S * 9/2001 Schacht D26/110
D505,745 S * 5/2005 Fisher D26/110
D656,663 S * 3/2012 Son D26/118

* cited by examiner

Primary Examiner — Brian N Vinson

(74) *Attorney, Agent, or Firm* — Rosenberg, Klein & Lee

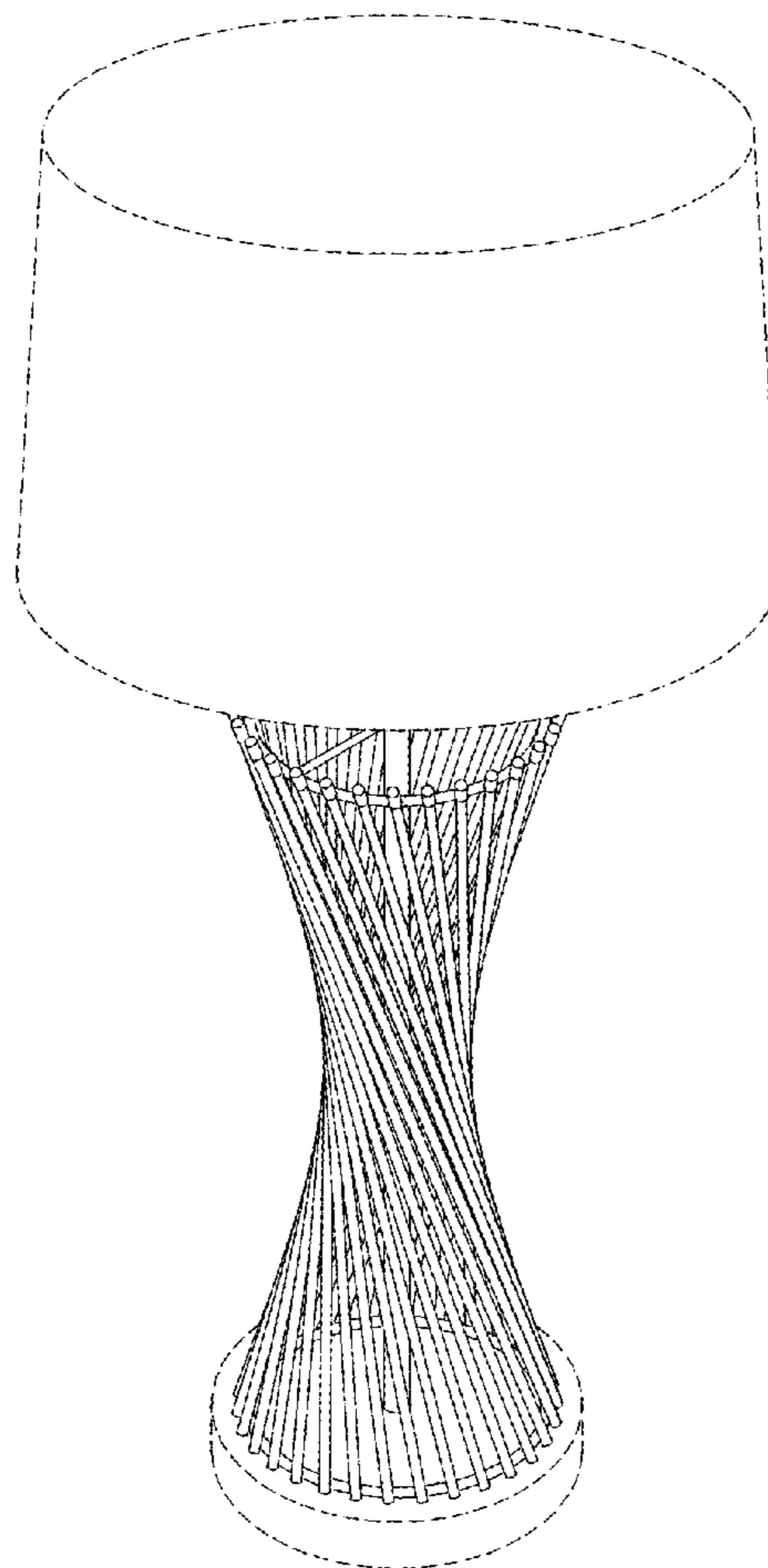
(57) **CLAIM**

The ornamental design for a lamp, as shown and described.

DESCRIPTION

FIG. 1 is a perspective view of a lamp showing my new design;
FIG. 2 is a front elevation view thereof, a rear elevation view, a left side elevation view, a right side elevation view being the same image thereof;
FIG. 3 is a top plan view thereof; and,
FIG. 4 is a bottom plan view thereof.
The broken lines in the drawings illustrate portions of the lamp which form no part of the claimed design.

1 Claim, 3 Drawing Sheets



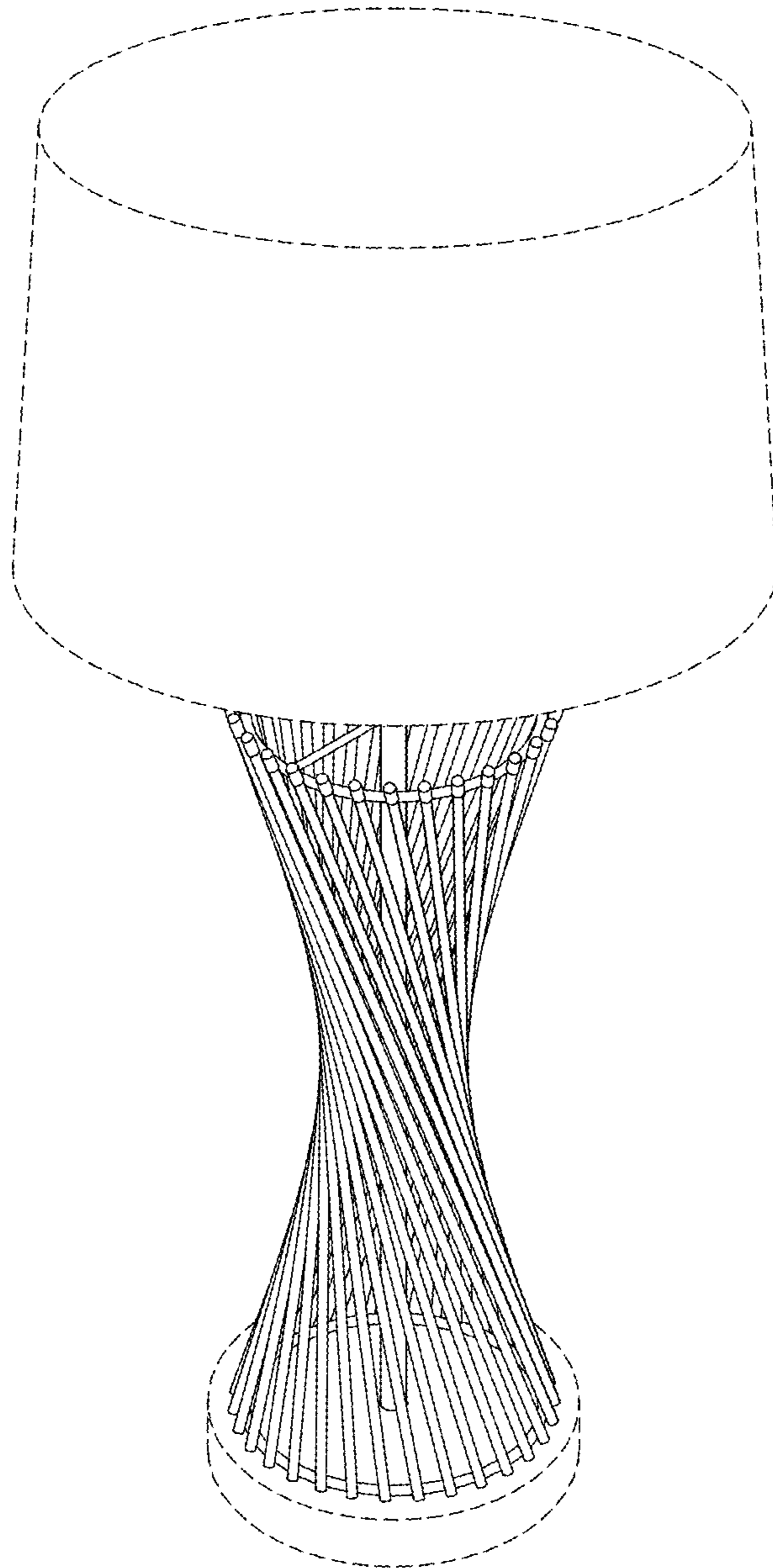


FIG. 1

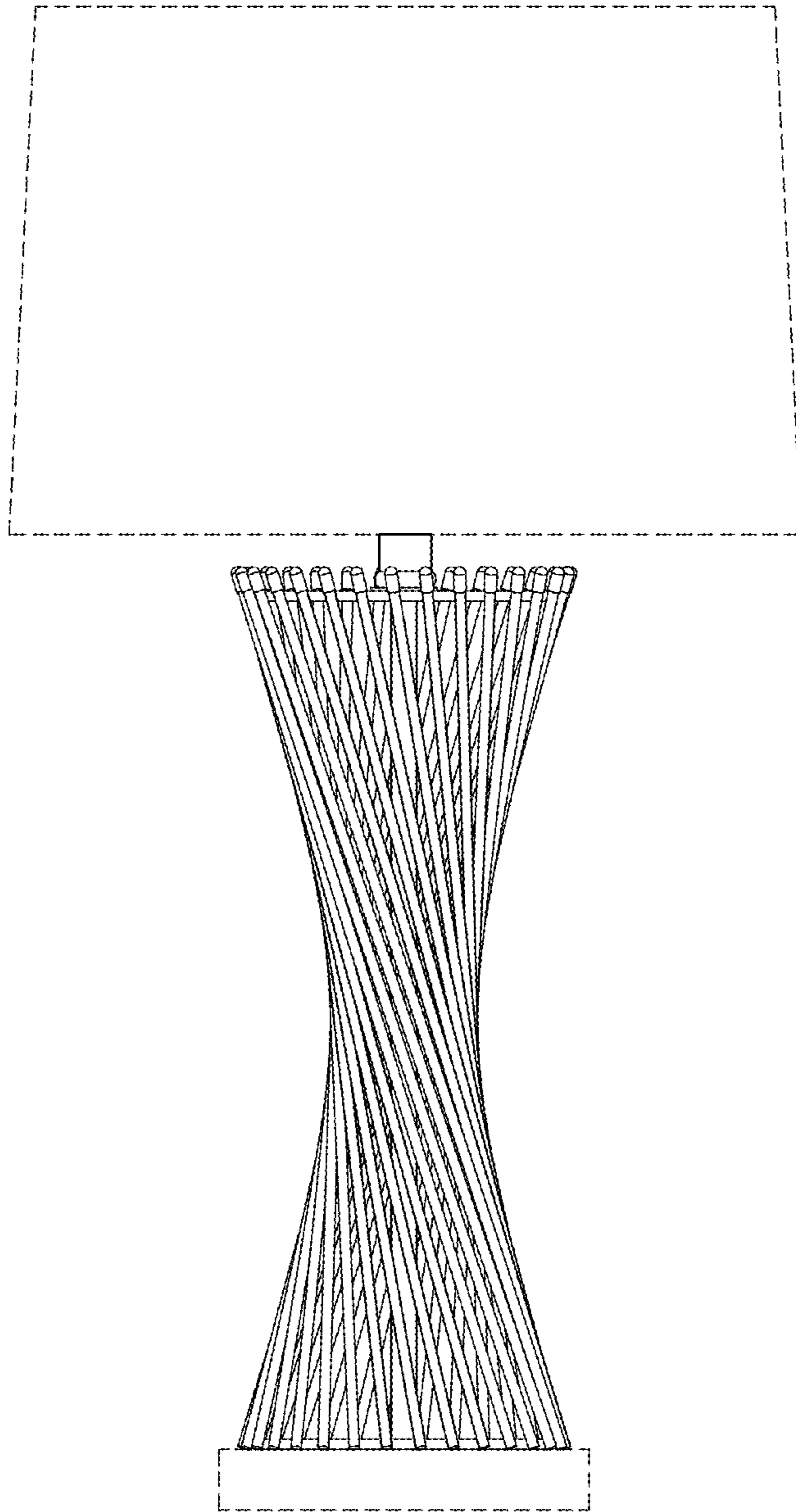


FIG.2




FIG.3

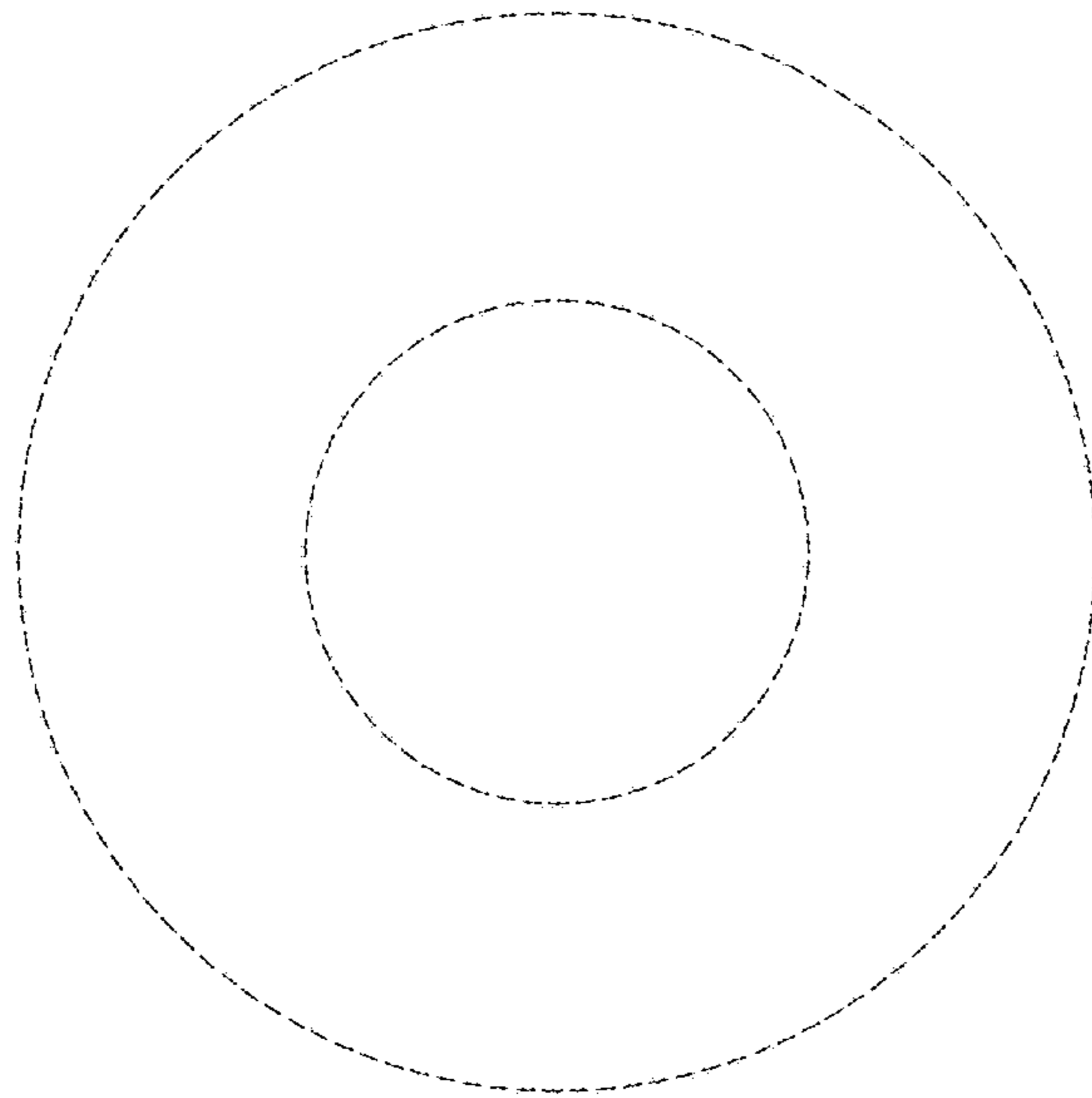


FIG.4