



US00D788974S

(12) **United States Design Patent** (10) **Patent No.:** **US D788,974 S**
Edgar et al. (45) **Date of Patent:** **** Jun. 6, 2017**

(54) **LIGHT ASSEMBLY**

(71) Applicant: **Gold Crest LLC**, Santa Barbara, CA (US)

(72) Inventors: **Roger Edgar**, Santa Barbara, CA (US); **Chris Woodward**, London (GB); **Carolyn Chase**, Santa Barbara, CA (US); **Pat Richardson**, Santa Barbara, CA (US)

(73) Assignee: **Gold Crest, LLC**, Santa Barbara, CA (US)

(**) Term: **15 Years**

(21) Appl. No.: **29/551,191**

(22) Filed: **Jan. 11, 2016**

(51) **LOC (10) Cl.** **26-03**

(52) **U.S. Cl.**
USPC **D26/107**

(58) **Field of Classification Search**
USPC D26/24, 93, 3, 107
CPC F21S 6/00; F21S 6/002; F21S 6/004; F21S 6/006; F21S 8/00; F21S 10/00; F21V 21/02; F21W 2131/30; F21Y 2105/00
See application file for complete search history.

D240,323 S * 6/1976 Walker et al. D26/107
D251,930 S * 5/1979 Didone D26/107
D312,890 S * 12/1990 Compton D26/107
D617,491 S * 6/2010 Dordoni D26/85

* cited by examiner

Primary Examiner — Brian N Vinson
(74) *Attorney, Agent, or Firm* — Tsircou Law, PC

(56) **References Cited**

U.S. PATENT DOCUMENTS

D226,324 S * 2/1973 Longato D26/107
D235,573 S * 6/1975 Brych D26/107

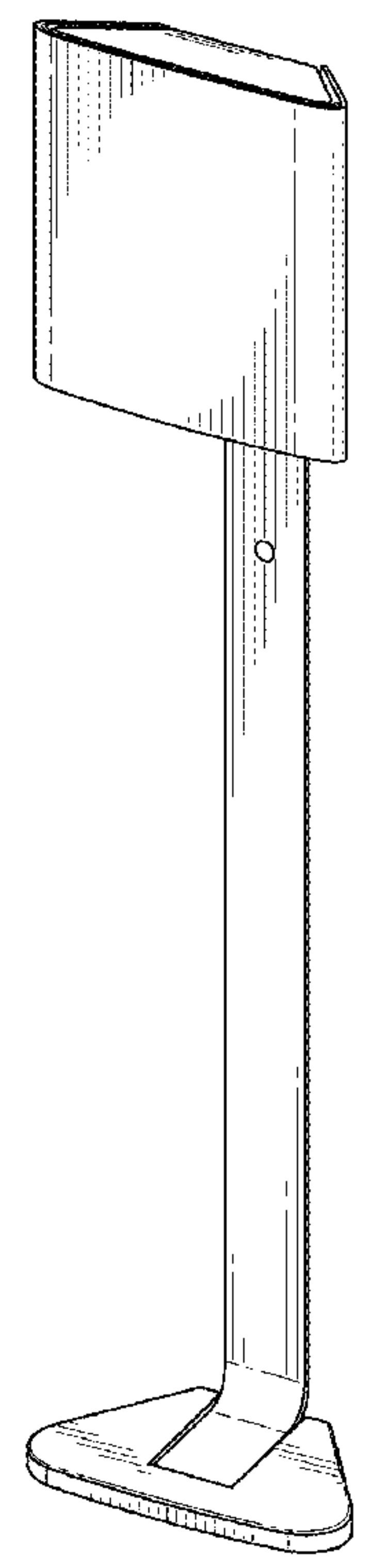
(57) **CLAIM**

We claim the ornamental design for a light assembly, as shown and described.

DESCRIPTION

FIG. 1 is a top-front-side perspective view of a light assembly in accordance with the new design.
FIG. 2 is a front view of the light assembly of FIG. 1.
FIG. 3 is a back view of the light assembly of FIG. 1.
FIG. 4 is a side view of the light assembly of FIG. 1, which is a mirror image of the opposite side.
FIG. 5 is a top view of the light assembly of FIG. 1, looking down at the head of the assembly; and,
FIG. 6 is a bottom view of the light assembly of FIG. 1, looking up at the body of the assembly.
Any dashed lines depict environmental aspects and form no part of the claimed design.

1 Claim, 3 Drawing Sheets



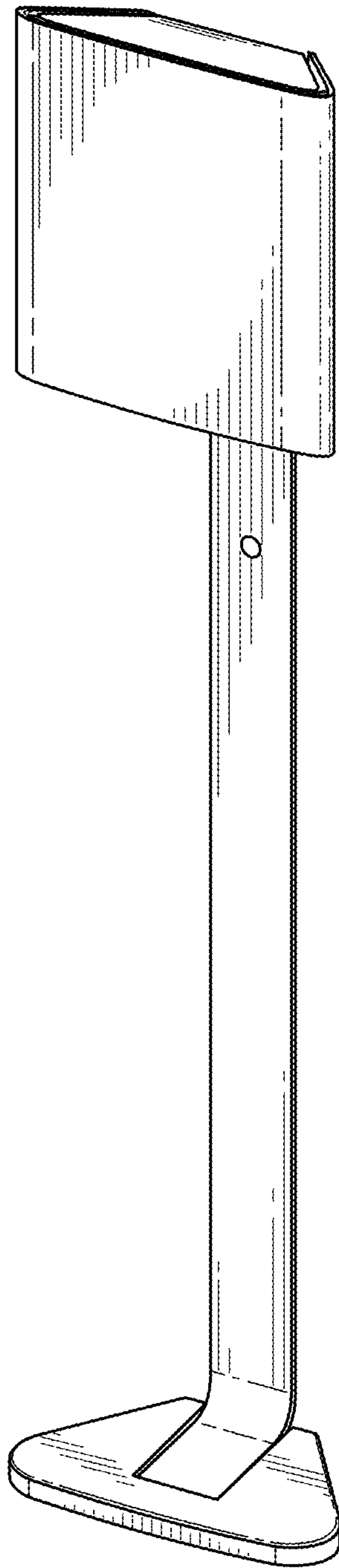


FIG. 1

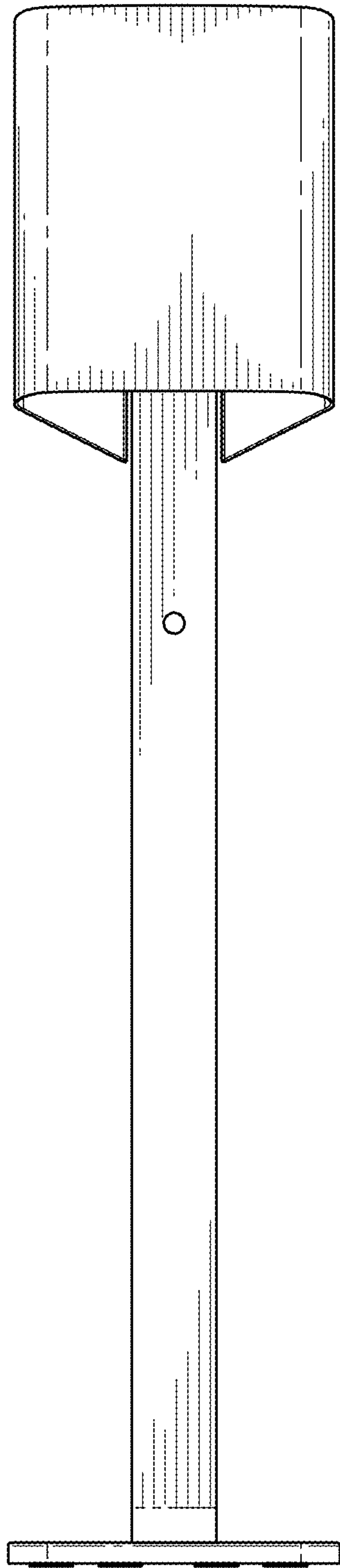


FIG. 2

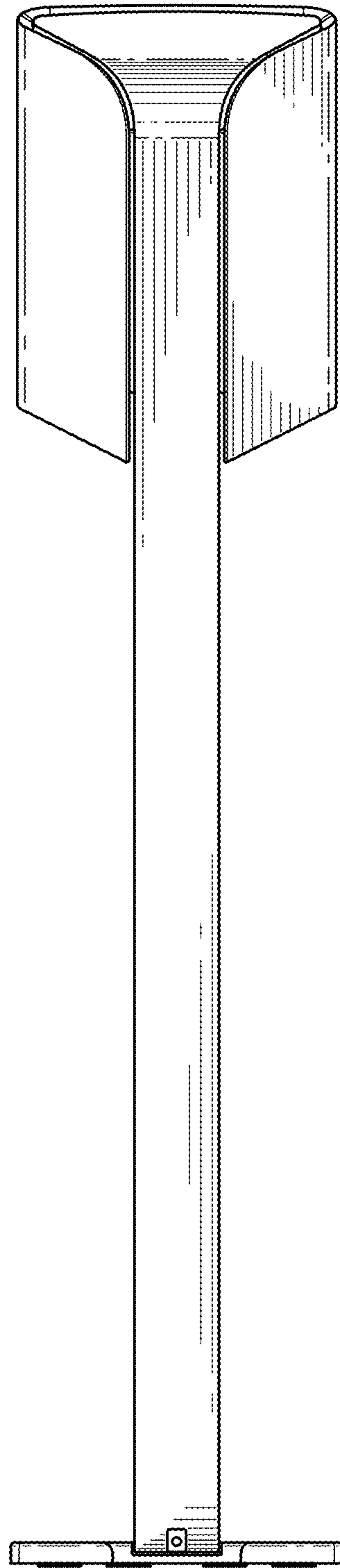


FIG. 3




FIG. 4

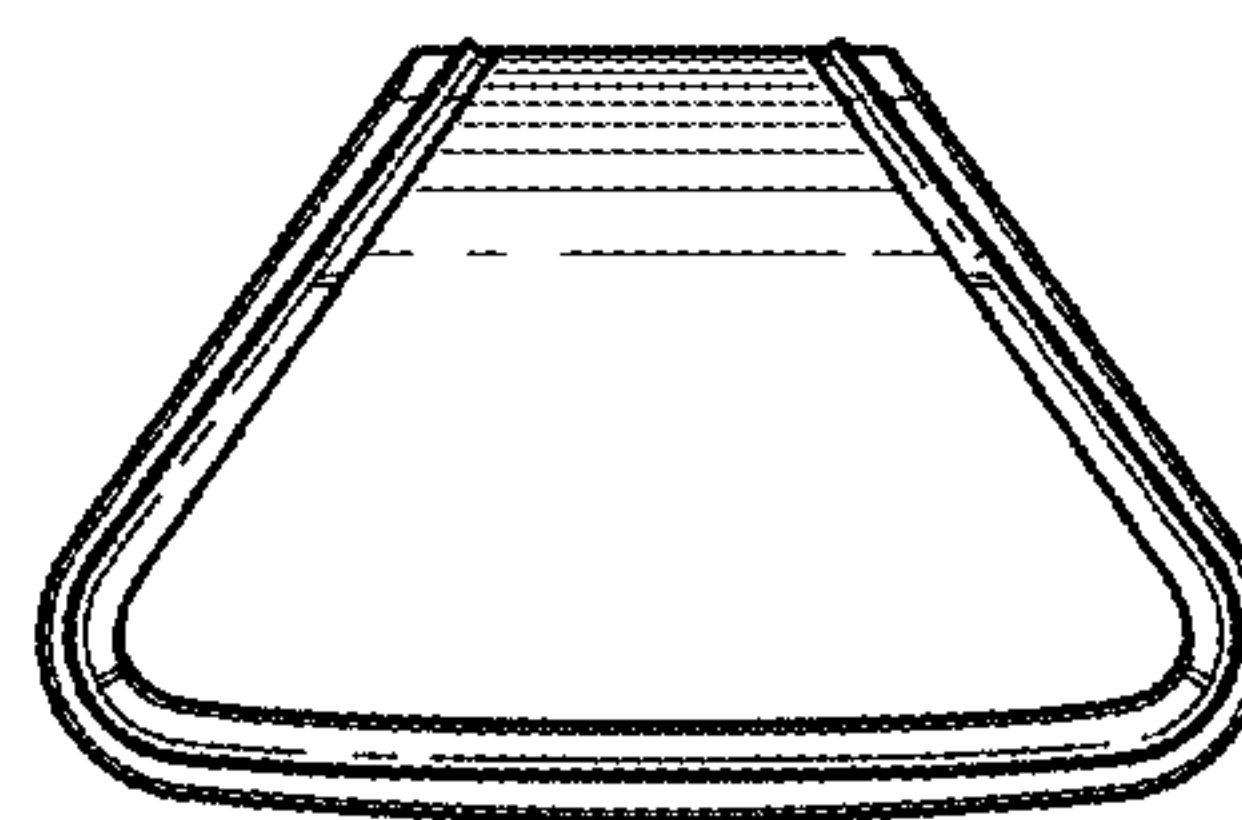


FIG. 5

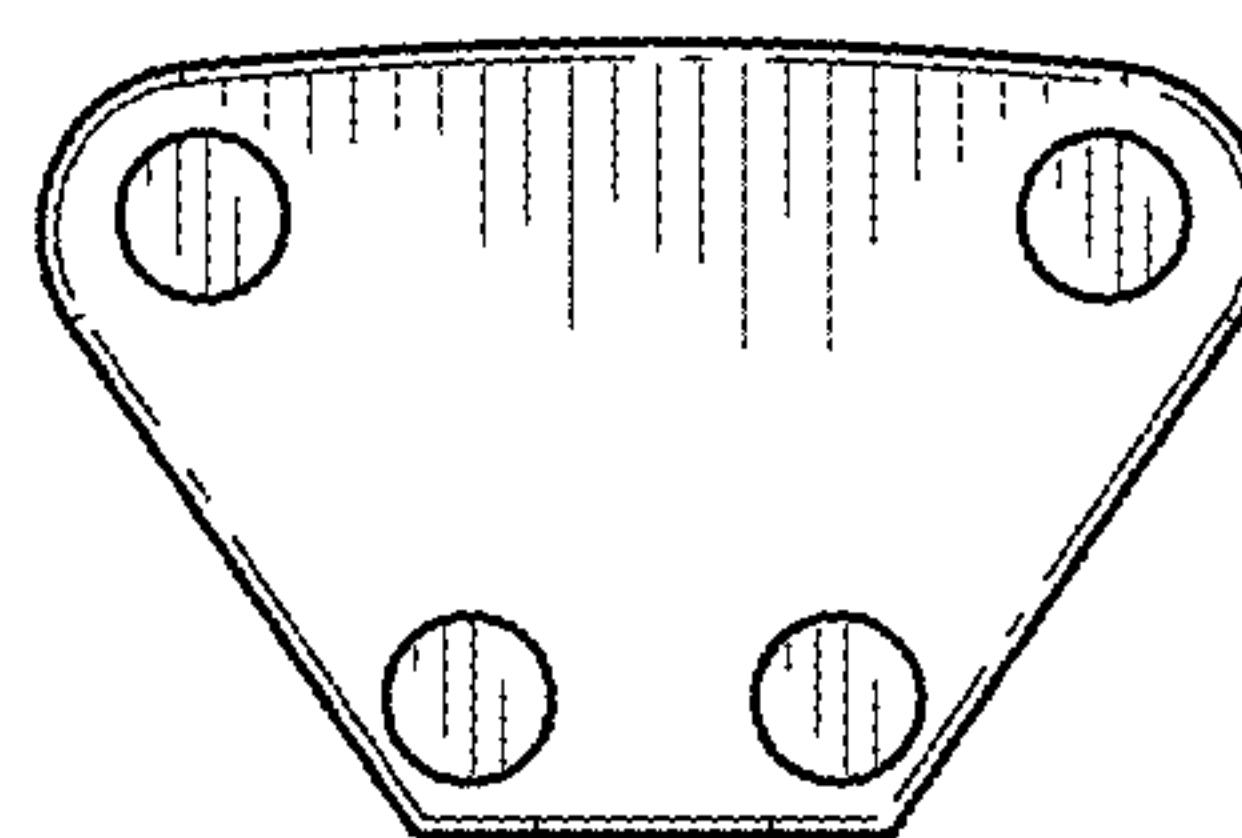


FIG. 6