



US00D788971S

(12) **United States Design Patent** (10) **Patent No.:** **US D788,971 S**
Patton et al. (45) **Date of Patent:** **** *Jun. 6, 2017**

(54) **TAPER CANDLE** 3,194,955 A * 7/1965 Koch F21S 6/001
362/202
(71) Applicant: **Luminara Worldwide, LLC**, Eden 3,233,093 A 2/1966 Gerlat
Prairie, MN (US) 3,373,274 A 3/1968 Kott
D234,465 S * 3/1975 Warner D11/131.1
(72) Inventors: **Douglas Patton**, Irvine, CA (US); D263,508 S 3/1982 Hubachek
Jeffrey Thompson, Huntington Beach, 4,328,534 A * 5/1982 Abe F21S 6/001
CA (US) 313/315

(Continued)

(73) Assignee: **Luminara Worldwide, LLC**, Eden
Prairie, MN (US)

FOREIGN PATENT DOCUMENTS

(*) Notice: This patent is subject to a terminal disclaimer.

CA 2564536 C 12/2009
CA 2804583 A1 1/2014

(Continued)

(**) Term: **15 Years**

OTHER PUBLICATIONS

(21) Appl. No.: **29/551,021**

European Community Design Registration No. 002140533-0001,
issued Nov. 11, 2012.

(22) Filed: **Jan. 8, 2016**

(Continued)

(51) **LOC (10) Cl.** **26-03**

(52) **U.S. Cl.**
USPC **D26/96**

(58) **Field of Classification Search**
USPC D26/4, 5, 6, 7, 9, 96
CPC F21S 6/00; F21S 6/001; F21S 10/04; F21S
10/10; F21S 10/043; F21S 8/08; F21S
48/115; F21V 21/00; F21V 35/00; F21W
2121/00; C11C 5/002; C11C 5/004; C11C
5/006; A47G 33/105

See application file for complete search history.

Primary Examiner — Brian N Vinson
(74) *Attorney, Agent, or Firm* — Fish & Tsang LLP

(57) **CLAIM**

The ornamental design for a taper candle, as shown and described.

DESCRIPTION

(56) **References Cited**

U.S. PATENT DOCUMENTS

701,557 A * 6/1902 Garrigan C11C 5/006
246/488
D102,561 S 12/1936 Lamb
2,077,107 A * 4/1937 Grundman A47G 33/105
362/392
2,509,219 A 5/1950 Desmond et al.
2,509,220 A 5/1950 Desmond et al.
2,697,927 A * 12/1954 Ferdman F21V 35/00
431/290

FIG. 1 is a perspective view of a taper candle showing our new design.

FIG. 2 is a front elevation view thereof.

FIG. 3 is a rear elevation view thereof.

FIG. 4 is a right side elevation view thereof.

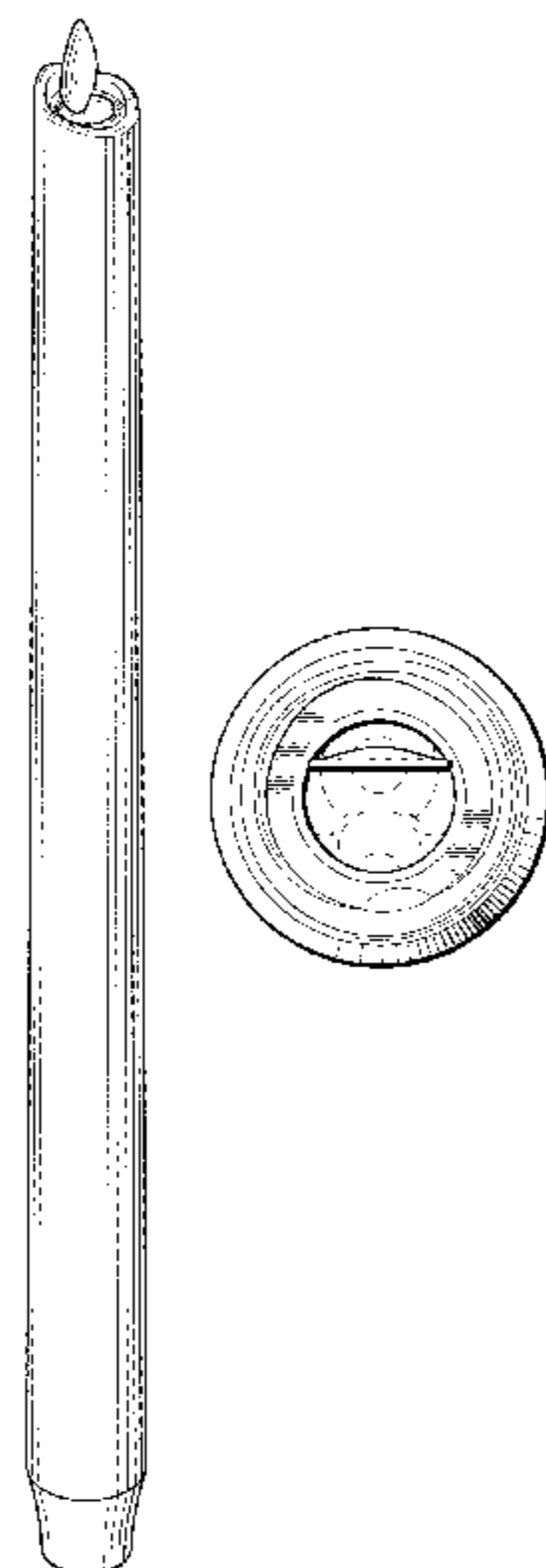
FIG. 5 is a left side elevation view thereof.

FIG. 6 is a top plan view thereof; and,

FIG. 7 is a bottom plan view thereof.

The broken line disclosure represents portions of the candle which form no part of the claimed design.

1 Claim, 3 Drawing Sheets



(56)

References Cited

U.S. PATENT DOCUMENTS

D293,826 S 1/1988 Berg et al.
 D486,924 S 2/2004 Skradski et al.
 7,066,637 B2 6/2006 Nozawa et al.
 7,159,994 B2 1/2007 Schnuckle et al.
 D545,458 S * 6/2007 Jensen D26/96
 D548,380 S 8/2007 Wai
 7,261,445 B2 8/2007 Schnuckle et al.
 D567,993 S 4/2008 Shiu
 7,360,918 B2 4/2008 Trombetta et al.
 D569,541 S 5/2008 Shiu
 D576,317 S 9/2008 Jensen
 D612,076 S * 3/2010 Peterson D26/96
 7,837,355 B2 11/2010 Schnuckle
 D645,171 S 9/2011 Hau et al.
 8,070,319 B2 12/2011 Schnuckle et al.
 8,132,936 B2 3/2012 Patton et al.
 8,342,712 B2 1/2013 Patton et al.
 8,534,968 B2 9/2013 Patton et al.
 8,550,660 B2 10/2013 Patton et al.
 8,628,223 B2 1/2014 Kwok et al.
 8,646,946 B2 2/2014 Schnuckle et al.
 8,696,166 B2 4/2014 Patton et al.
 8,721,118 B2 5/2014 Patton et al.
 8,727,569 B2 5/2014 Schnuckle et al.
 8,733,986 B2 5/2014 Hau et al.
 D706,963 S 6/2014 Thompson
 8,789,986 B2 7/2014 Li
 9,074,759 B2 7/2015 Lai
 D739,573 S 9/2015 Li
 D743,096 S * 11/2015 Patton D26/7
 D744,128 S * 11/2015 Li D26/96
 D748,298 S * 1/2016 Li D26/96
 D757,306 S * 5/2016 Li D26/96
 2002/0191404 A1 12/2002 Clift et al.
 2003/0081420 A1 5/2003 Jensen et al.
 2007/0223216 A1 9/2007 Jensen et al.

2007/0223228 A1 9/2007 Jensen
 2014/0104812 A1 4/2014 Patton et al.
 2014/0177212 A1 6/2014 Li
 2014/0218903 A1 8/2014 Sheng
 2014/0313694 A1 10/2014 Patton et al.
 2015/0036348 A1 2/2015 Dong
 2015/0109786 A1 4/2015 Li

FOREIGN PATENT DOCUMENTS

CN 201034263 Y 3/2008
 CN 301673732 S 9/2011
 CN M2708961 U 1/2013
 CN 203024053 U 6/2013
 CN 303219547 S 5/2015
 CN 303219548 S 5/2015
 CN 303219549 S 5/2015
 CN 303219551 S 5/2015
 CN 303219552 S 5/2015
 CN 303219555 S 5/2015
 CN 303219556 S 5/2015
 CN 303219560 S 5/2015
 CN 303219561 S 5/2015
 CN 303219562 S 5/2015
 CN 303219563 S 5/2015
 JP 1545097 D 2/2016
 JP 1545304 D 2/2016
 JP 2016-29663 A 3/2016
 WO 01/92780 A1 12/2001
 WO 2014/062231 A1 4/2014
 WO 2014/121855 A1 8/2014

OTHER PUBLICATIONS

European Community Design Registration No. 002140533-0002,
 issued Nov. 11, 2012.

* cited by examiner




FIG. 1

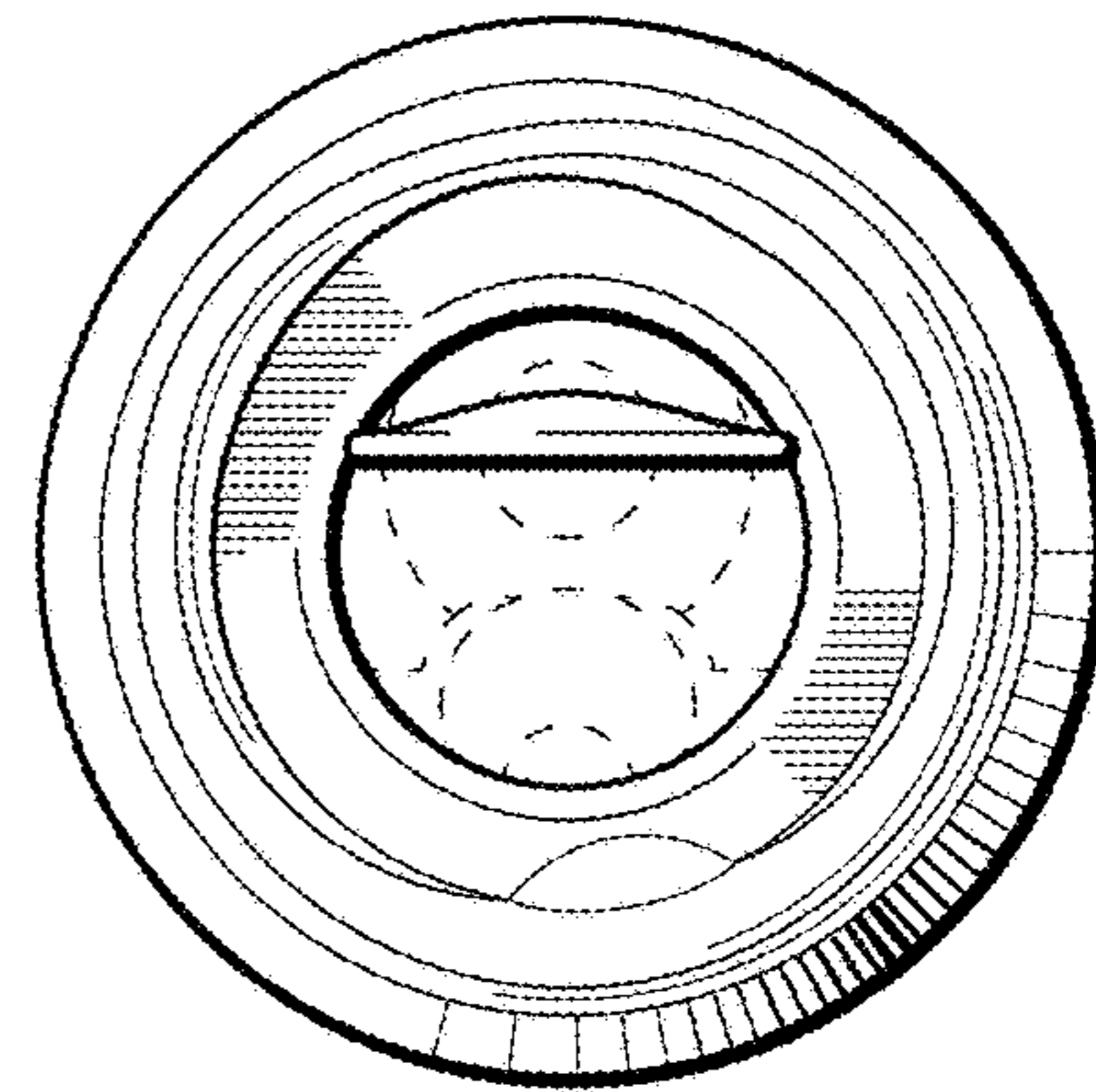


FIG. 6

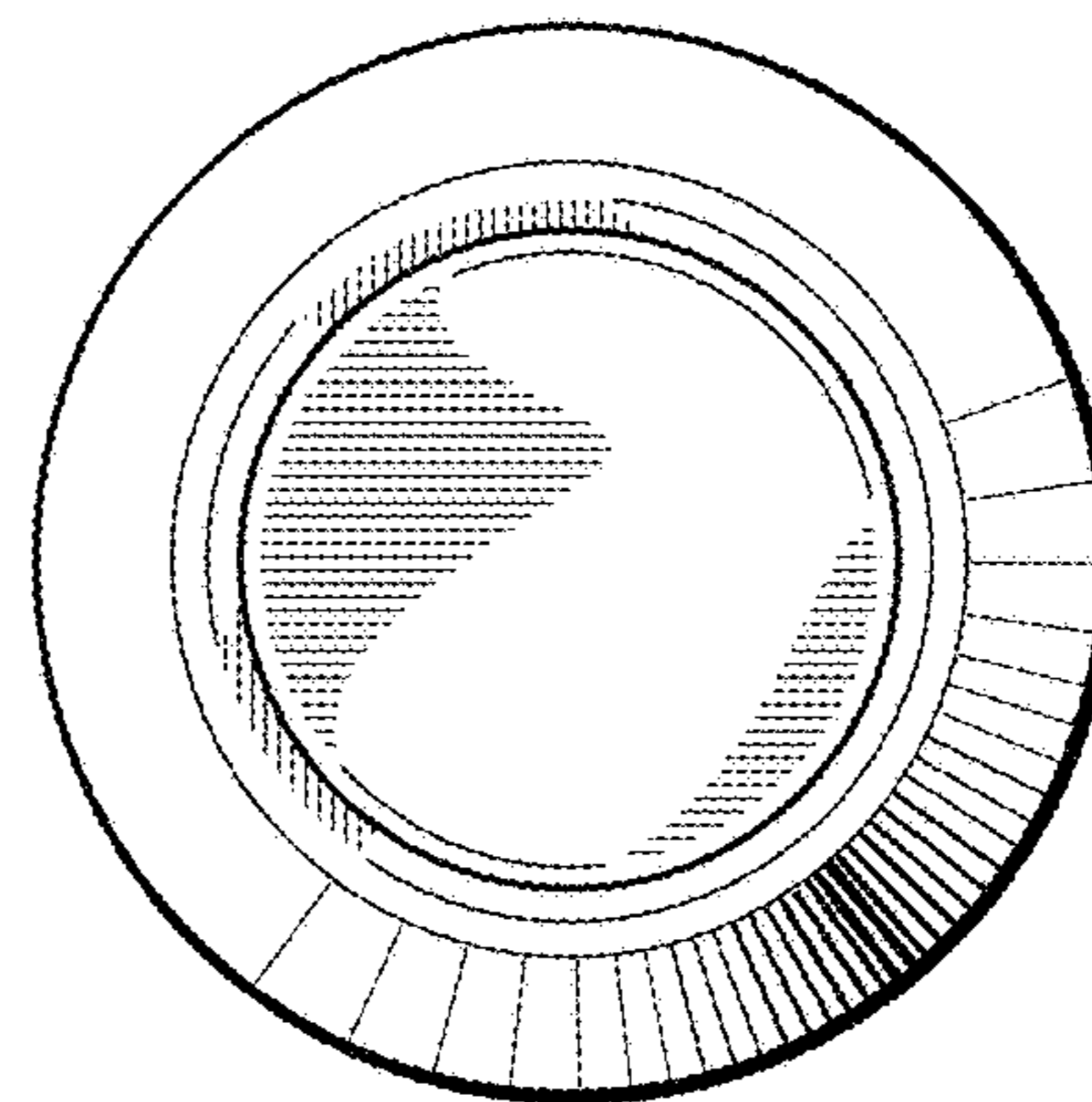


FIG. 7




FIG. 2




FIG. 3




FIG. 4




FIG. 5