US00D788945S

(12) United States Design Patent

Meyer

(10) Patent No.: US D788,945 S
(45) Date of Patent: ** Jun. 6, 2017

(54) **RETRACTABLE STAIRCASE**

(71) Applicant: **HotelsAhead B.V.**, Amsterdam (NL)

(72) Inventor: **Hans Meyer**, Amsterdam (NL)

(73) Assignee: **HOTELSAHEAD B.V.**, Amsterdam (NL)

(**) Term: **15 Years**

(21) Appl. No.: **29/554,376**

(22) Filed: **Feb. 11, 2016**

(30) **Foreign Application Priority Data**

Aug. 11, 2015 (EM) 002752832-0001

(51) **LOC (10) Cl.** **25-04**

(52) **U.S. Cl.**
USPC **D25/63**

(58) **Field of Classification Search**
USPC D25/62–69; 182/88, 95, 127, 166, 35, 182/115, 113, 151, 165, 23, 33–33.5, 106, 182/132, 20, 67.1, 67.4, 1, 200; 280/162; 52/188, 182, 191, 741.2, 184, 190, 183; 187/200; 414/921; 105/448, 447
CPC B60R 3/02; E04F 11/062; E04F 11/06; E04F 11/04; E04F 11/066; E06C 1/383; B61D 23/02
See application file for complete search history.

(56) **References Cited**

U.S. PATENT DOCUMENTS

1,242,828 A * 10/1917 Lyle B61D 23/02 105/448
4,378,862 A * 4/1983 Carmel E06C 1/383 182/106
4,406,347 A * 9/1983 Stathopoulos E04F 11/0255 182/1
5,425,615 A * 6/1995 Hall B60P 1/4421 105/447
5,941,342 A * 8/1999 Lee B60R 3/02 182/127
6,601,677 B1 * 8/2003 Storm B66B 9/0869 187/200
8,075,008 B1 * 12/2011 Hanser B60R 3/02 182/88
D710,517 S * 8/2014 Rayle D25/63
9,091,083 B1 * 7/2015 Goudreau E04F 11/066
2009/0056245 A1 * 3/2009 Miller E04F 11/108 52/188
2015/0211234 A1 * 7/2015 Lanphear E04F 11/06 52/183

OTHER PUBLICATIONS

Living in a shoe box. "Hotel room boasts retractable staircase and hideaway loft bed", www.livinginashoebox.com. Retractable Staircase. Web. Jan. 24, 2017. Shown in pp. 1 and 2.*
Concrete Amsterdam. "Zoku", www.concreteamsterdam.nl. Retractable Staircase. Web. Jan. 24, 2017. Shown in p. 1.*

* cited by examiner

Primary Examiner — Cynthia Ramirez
Assistant Examiner — Gino Colan
(74) *Attorney, Agent, or Firm* — Donald J. Ranft; Collen IP

(57) **CLAIM**

The ornamental design for a retractable staircase, as shown and described.

DESCRIPTION

FIG. **1** is a perspective view of a retractable staircase showing my new design in a closed position;
FIG. **2** is a perspective view of the retractable staircase shown in an open position;
FIG. **3** is a front elevational view thereof;
FIG. **4** is a side elevational view thereof; and,
FIG. **5** is a top plan view thereof.
The portions of the retractable staircase shown in broken lines form no part of the claimed design.

1 Claim, 5 Drawing Sheets

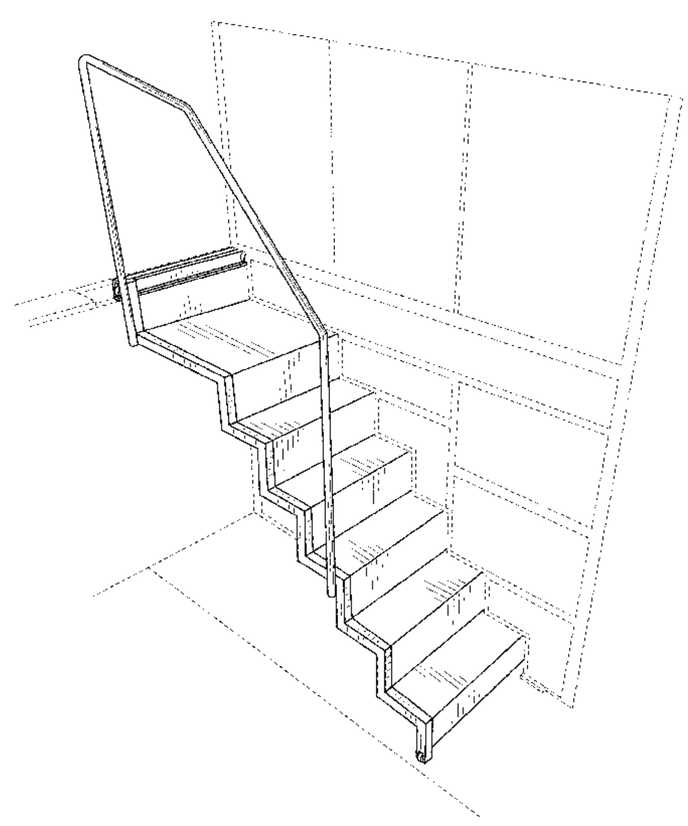

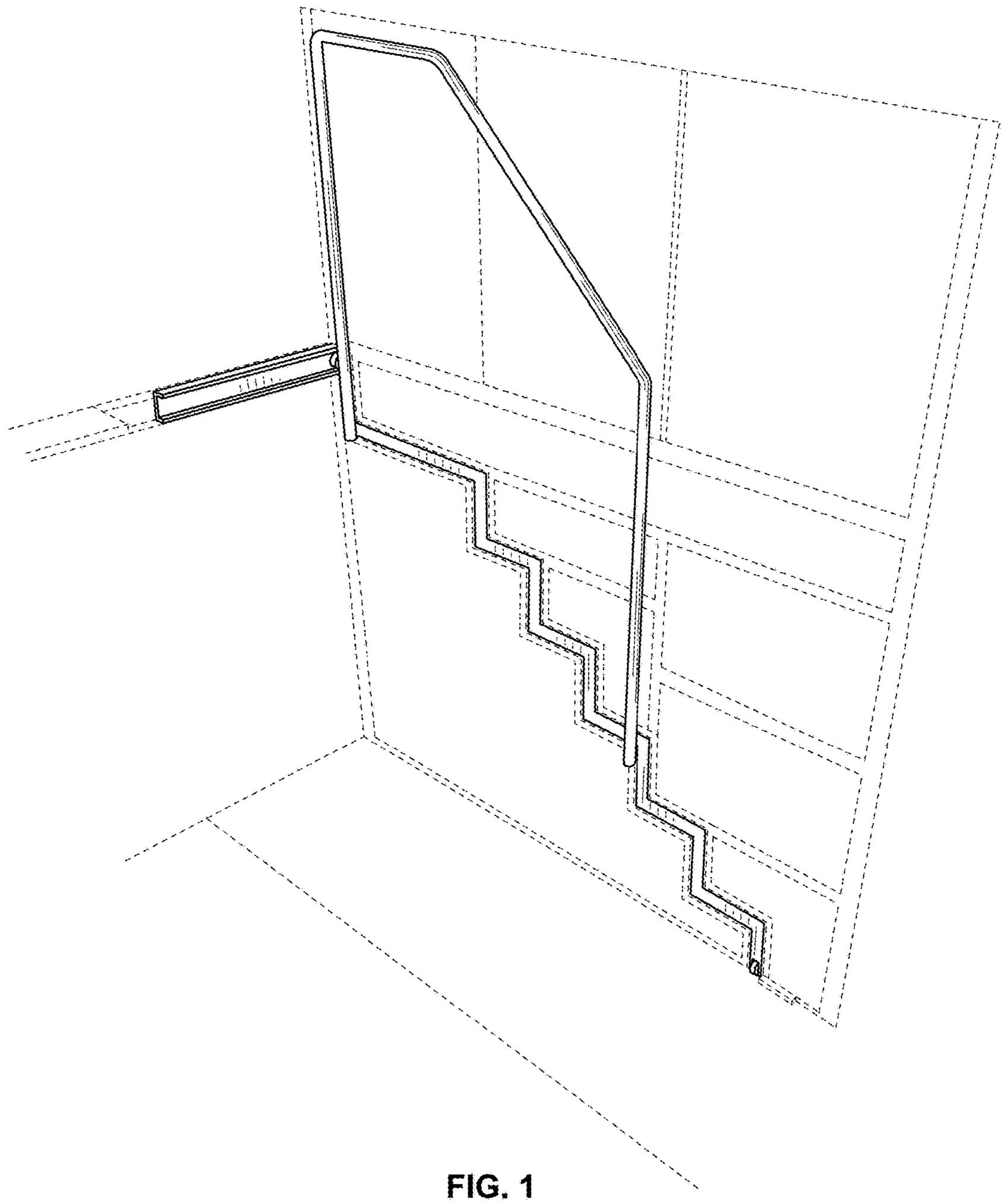

FIG. 1

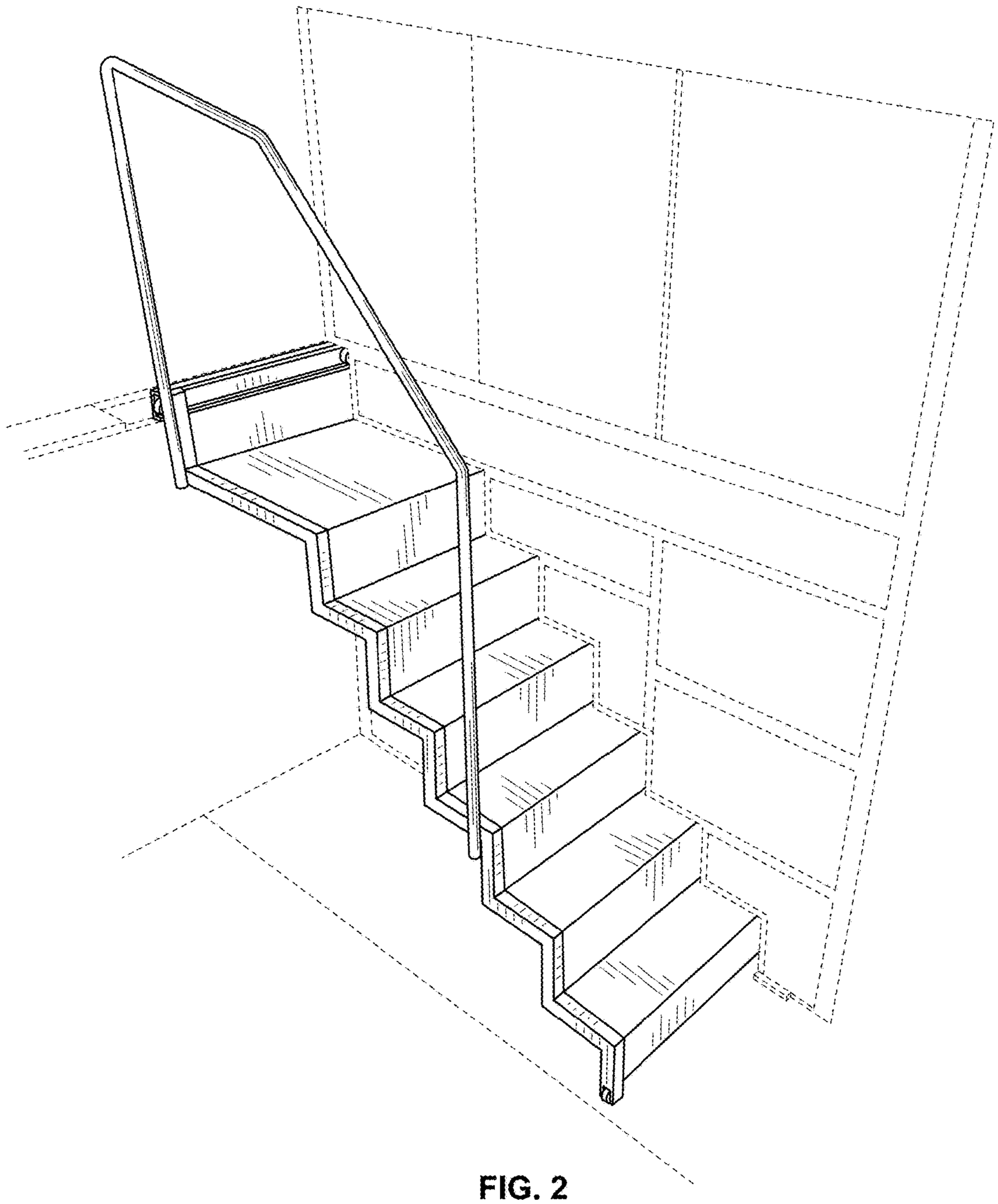

FIG. 2

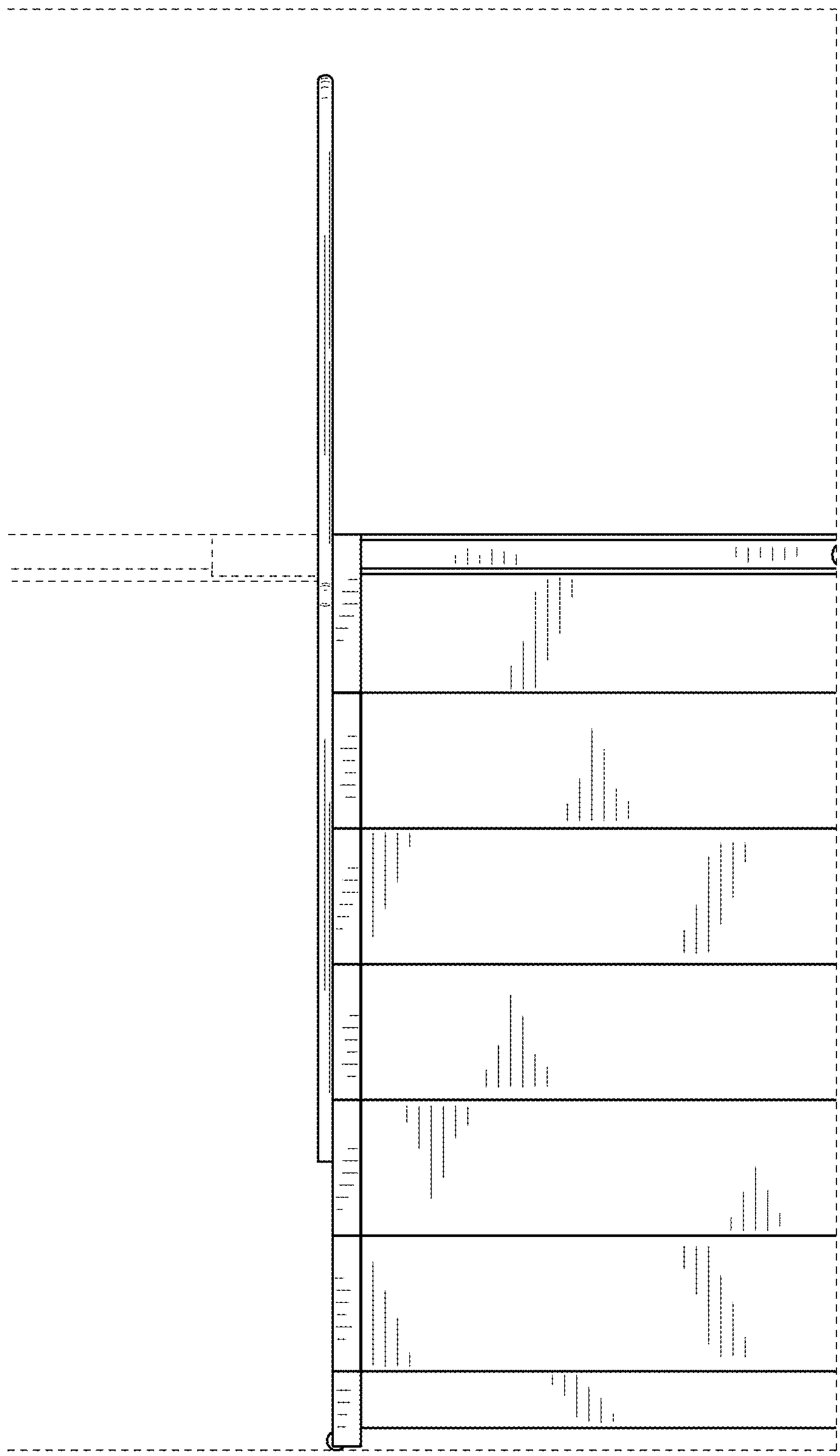

FIG. 3

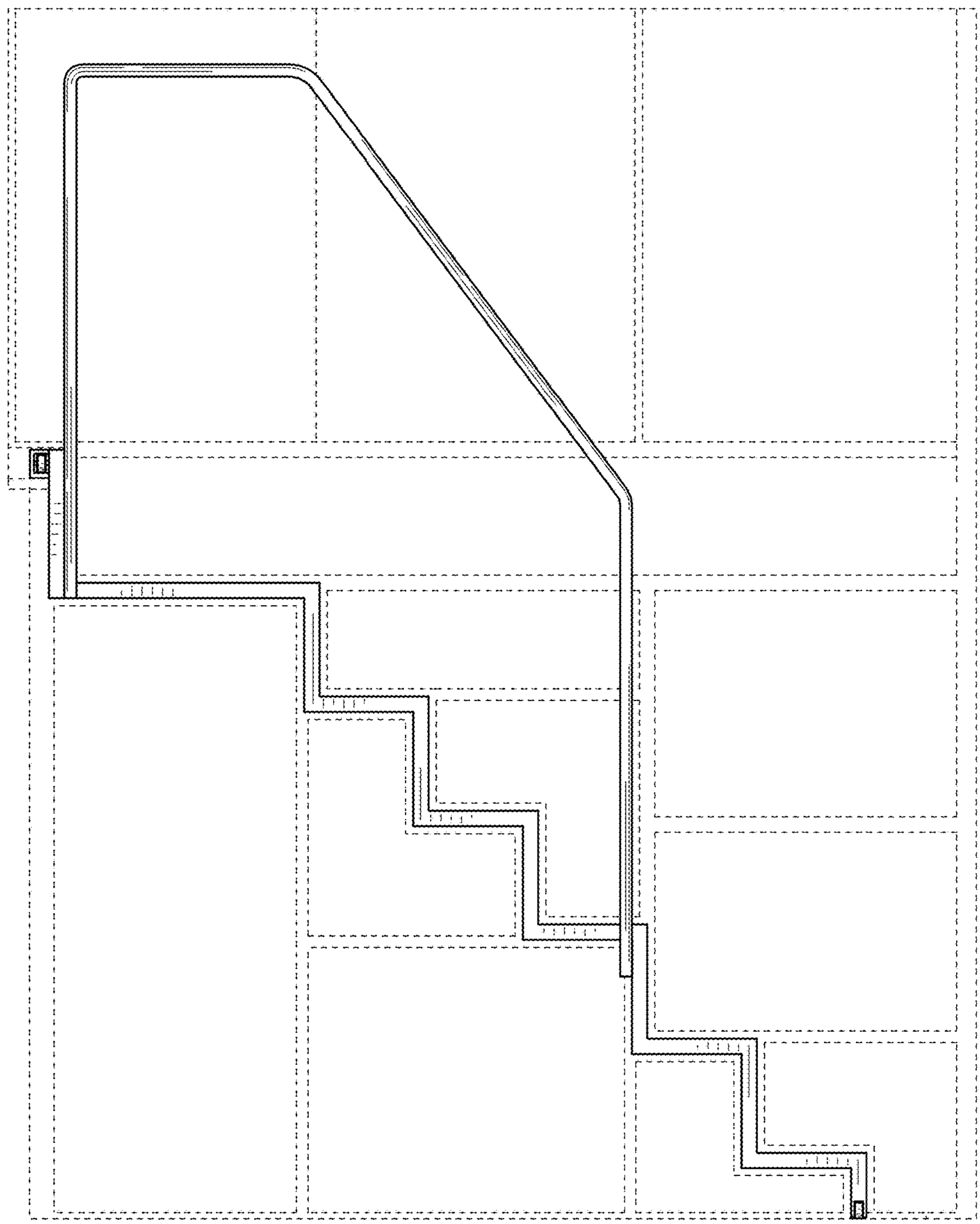

FIG. 4

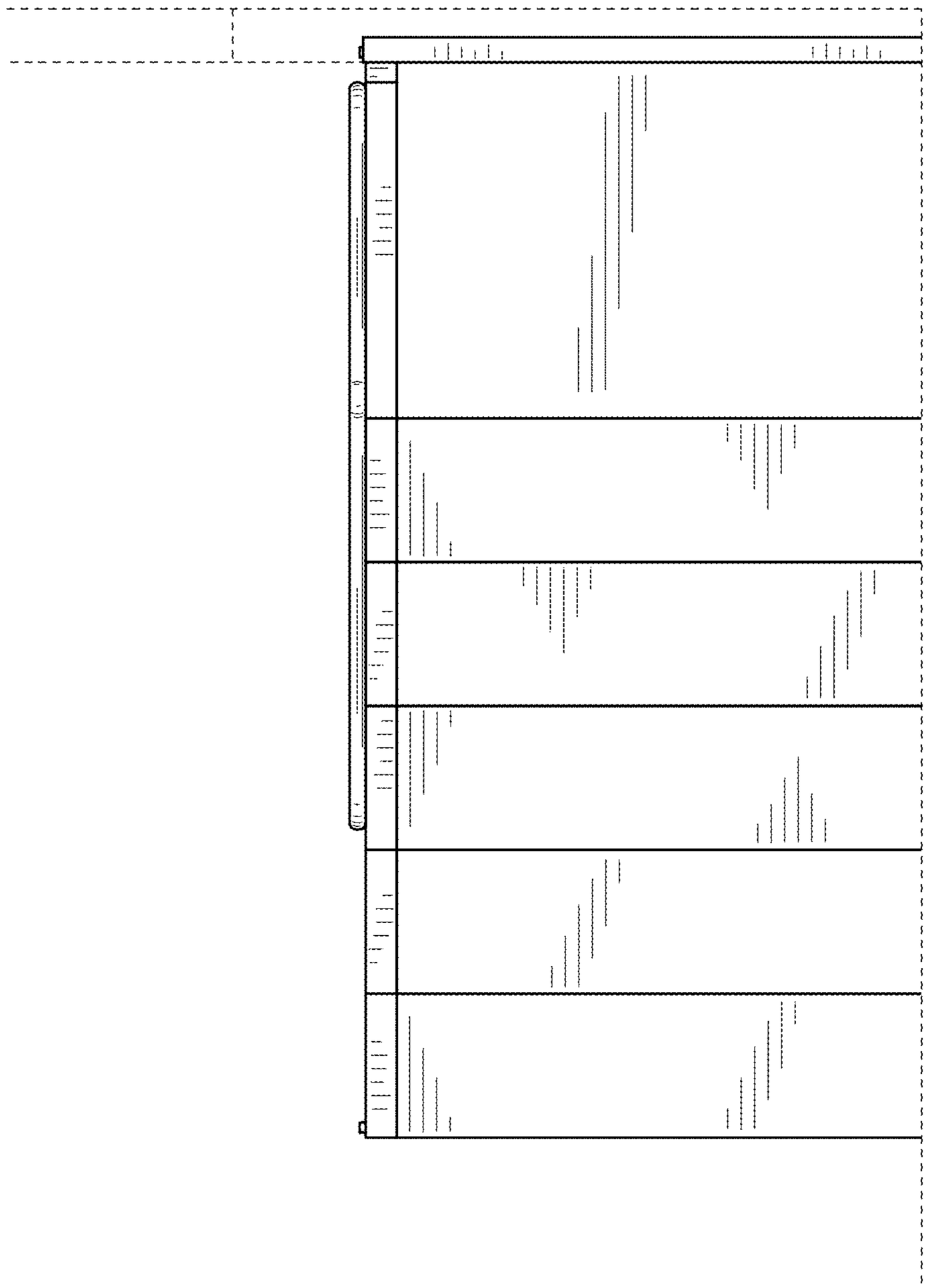

FIG. 5