



US00D788943S

(12) **United States Design Patent** (10) **Patent No.:** **US D788,943 S**
Avissato (45) **Date of Patent:** **** Jun. 6, 2017**

(54) **FRAMING ELEMENT**
(71) Applicant: **Daniel A. Avissato**, Staten Island, NY (US)
(72) Inventor: **Daniel A. Avissato**, Staten Island, NY (US)
(**) Term: **15 Years**
(21) Appl. No.: **29/557,310**
(22) Filed: **Mar. 8, 2016**
(51) **LOC (10) Cl.** **25-02**
(52) **U.S. Cl.**
USPC **D25/60**
(58) **Field of Classification Search**
USPC D25/55, 60, 61, 119, 124, 125, 136, 164;
52/207, 474, 481.1, 653.1, 656.1, 656.2,
52/716.1, 716.8, 717.01, 717.06
CPC E04C 3/07; E04C 3/09; E04C 3/32; E06B
1/04
See application file for complete search history.

6,161,361 A 12/2000 Ehrenkrantz
6,199,336 B1 3/2001 Poliquin
6,238,773 B1 5/2001 Schluter
6,415,567 B1 7/2002 Mead et al.
6,457,292 B1 * 10/2002 Vrana E04C 3/292
411/461
6,609,344 B2 8/2003 Saldana
6,854,397 B2 2/2005 Terajima et al.
6,986,205 B2 1/2006 Vrana
7,216,465 B2 5/2007 Saldana
D558,358 S 12/2007 DiGennaro
D620,611 S * 7/2010 Selles D25/60
(Continued)

OTHER PUBLICATIONS

Super Stud Building Products, Inc., Framing The Future, Website,
Jan. 3, 2014, 2 Pages, <http://buysuperstud.com/>.
(Continued)

Primary Examiner — Susan Bennett Hattan
Assistant Examiner — Leanne Was-Englehart
(74) *Attorney, Agent, or Firm* — Golstein Law Offices,
P.C.

(56) **References Cited**
U.S. PATENT DOCUMENTS

3,043,408 A 7/1962 Attwood
3,058,173 A 10/1962 Brydolf
3,877,193 A 4/1975 Hall
4,152,878 A 5/1979 Balinski
D295,080 S 4/1988 Willan
4,901,485 A 2/1990 Menchetti et al.
5,157,883 A 10/1992 Meyer
5,353,560 A 10/1994 Heydon
5,412,919 A 5/1995 Pellock et al.
5,497,591 A 3/1996 Nelson
5,689,922 A 11/1997 Daudet
5,896,724 A 4/1999 Tofts
5,950,385 A 9/1999 Herren
5,953,876 A 9/1999 Agar
5,987,842 A * 11/1999 Klein E04C 3/08
52/656.1
6,067,768 A 5/2000 Colussi

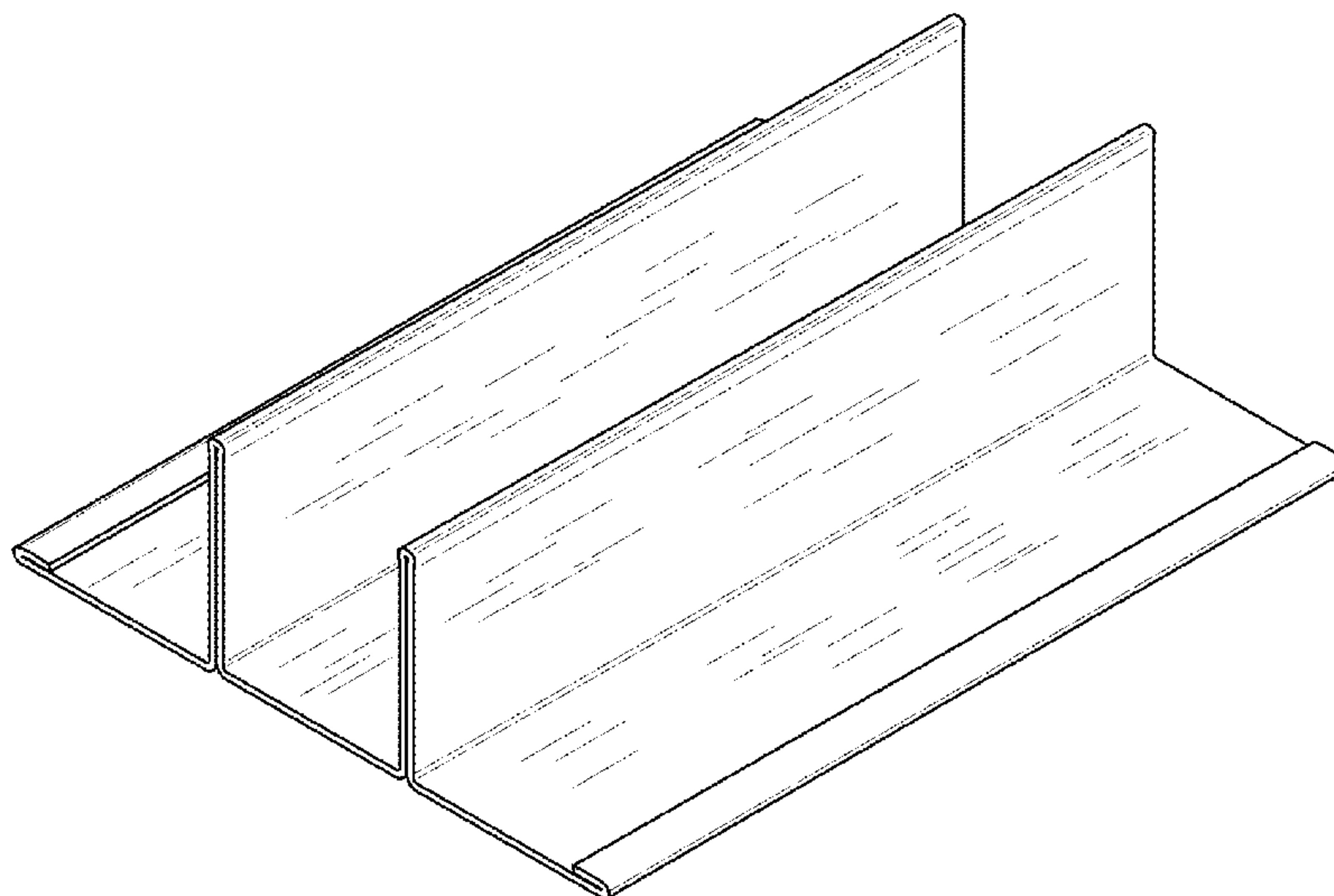
(57) **CLAIM**

The ornamental design for a framing element, as shown and described.

DESCRIPTION

FIG. 1 is a perspective view of a framing element in full lines.
FIG. 2 is a left side elevational view of the framing element.
FIG. 3 is a right side elevational view thereof.
FIG. 4 is a top plan view thereof.
FIG. 5 is a bottom plan view thereof.
FIG. 6 is a front elevational view thereof; and,
FIG. 7 is a rear elevational view thereof.

1 Claim, 5 Drawing Sheets



(56)

References Cited

U.S. PATENT DOCUMENTS

7,832,171 B2 11/2010 Erickson et al.
7,836,657 B1 11/2010 diGirolamo et al.
8,132,376 B2 3/2012 Pilz et al.
8,234,836 B2 8/2012 Anderson
D680,661 S * 4/2013 Elizarraras D25/136
D680,662 S * 4/2013 Elizarraras D25/136
D723,714 S * 3/2015 Avissato D25/60
D734,498 S * 7/2015 Batres D25/136
D734,499 S * 7/2015 Batres D25/136
9,238,933 B1 * 1/2016 Avissato E04C 3/09
2002/0005024 A1 1/2002 Hsueh
2003/0029097 A1 2/2003 Albracht
2013/0186009 A1 * 7/2013 Hart E06B 1/62
52/58

OTHER PUBLICATIONS

SCAFCO Steel Stud Company, Website, Jan. 3, 2014, 1 Page,
[http://www.scafco.com/
steel?gclid=CO4i6u94rsCFQ7x0godNDEA7A](http://www.scafco.com/steel?gclid=CO4i6u94rsCFQ7x0godNDEA7A).

Marino Ware, More Control, Better Quality, and Options for Every
Project/Frame Rite Connectors, Website, Jan. 3, 2014, 1 Page,
<http://www.marinoware.com/>.

Clark Dietrich Building Systems, Before Our Steel Even Reaches
The Jobsite, It Already Stands for Something Stronger, Website, Jan.
3, 2014, 1 Page, <http://m.clarkdietrich.com/>.

* cited by examiner

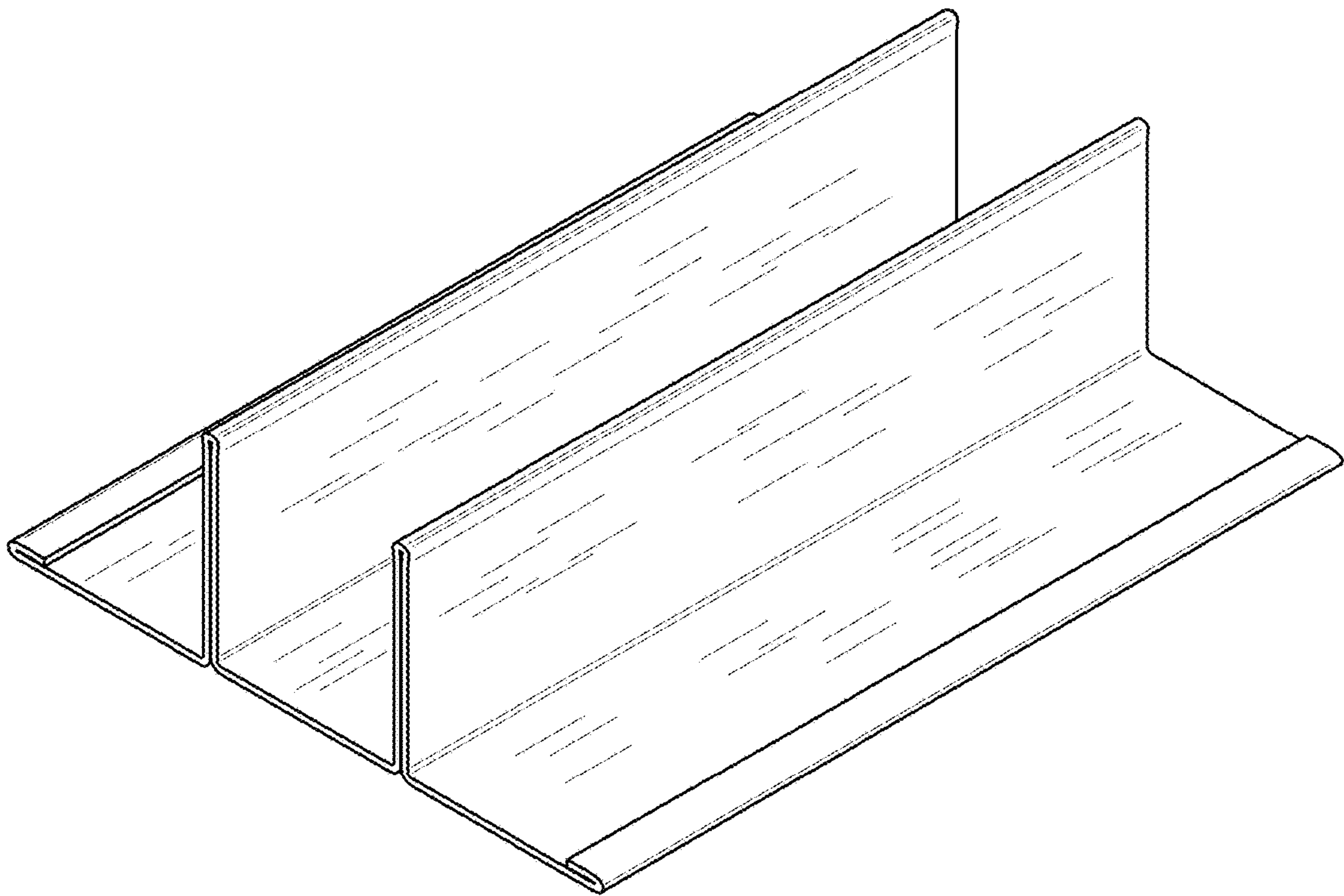


FIG. 1




FIG. 2




FIG. 3



FIG. 4



FIG. 5




FIG. 6




FIG. 7