



US00D788939S

(12) **United States Design Patent** (10) **Patent No.:** **US D788,939 S**  
**Myles** (45) **Date of Patent:** **\*\* \*Jun. 6, 2017**

(54) **FAUX WINDOW ASSEMBLY**

(71) Applicant: **Lacks Enterprises, Inc.**, Grand Rapids, MI (US)

(72) Inventor: **Dennis Myles**, W. Bloomfield, MI (US)

(73) Assignee: **Lacks Enterprises, Inc.**, Grand Rapids, MI (US)

(\*) Notice: This patent is subject to a terminal disclaimer.

(\*\*) Term: **14 Years**

(21) Appl. No.: **29/437,904**

(22) Filed: **Nov. 21, 2012**

(51) **LOC (10) Cl.** ..... **25-02**

(52) **U.S. Cl.**  
USPC ..... **D25/48.7**

(58) **Field of Classification Search**  
USPC ..... D20/29; D25/48.7; 40/427; 49/125, 49/126, 197; 160/201, 196.1

(Continued)

(56) **References Cited**

**U.S. PATENT DOCUMENTS**

2,042,077 A 5/1936 Stoneback  
2,054,735 A \* 9/1936 Asquith ..... 49/197  
(Continued)

**OTHER PUBLICATIONS**

Anaheim Door—Photo Gallery—Carriage House Doors (on-line), dated Jul. 17, 2015. Retrieved from Internet Jun. 23, 2016, URL: [http://web.archive.org/web/20150717141148/http://www.anaheimdoor.com/tuscan\\_house\\_composite.html](http://web.archive.org/web/20150717141148/http://www.anaheimdoor.com/tuscan_house_composite.html) (1 page).\*

(Continued)

*Primary Examiner* — Vy Koenig

*Assistant Examiner* — Kimberly Barnes

(74) *Attorney, Agent, or Firm* — Price Heneveld LLP

(57) **CLAIM**

I claim the ornamental design for a faux window assembly, as shown and described.

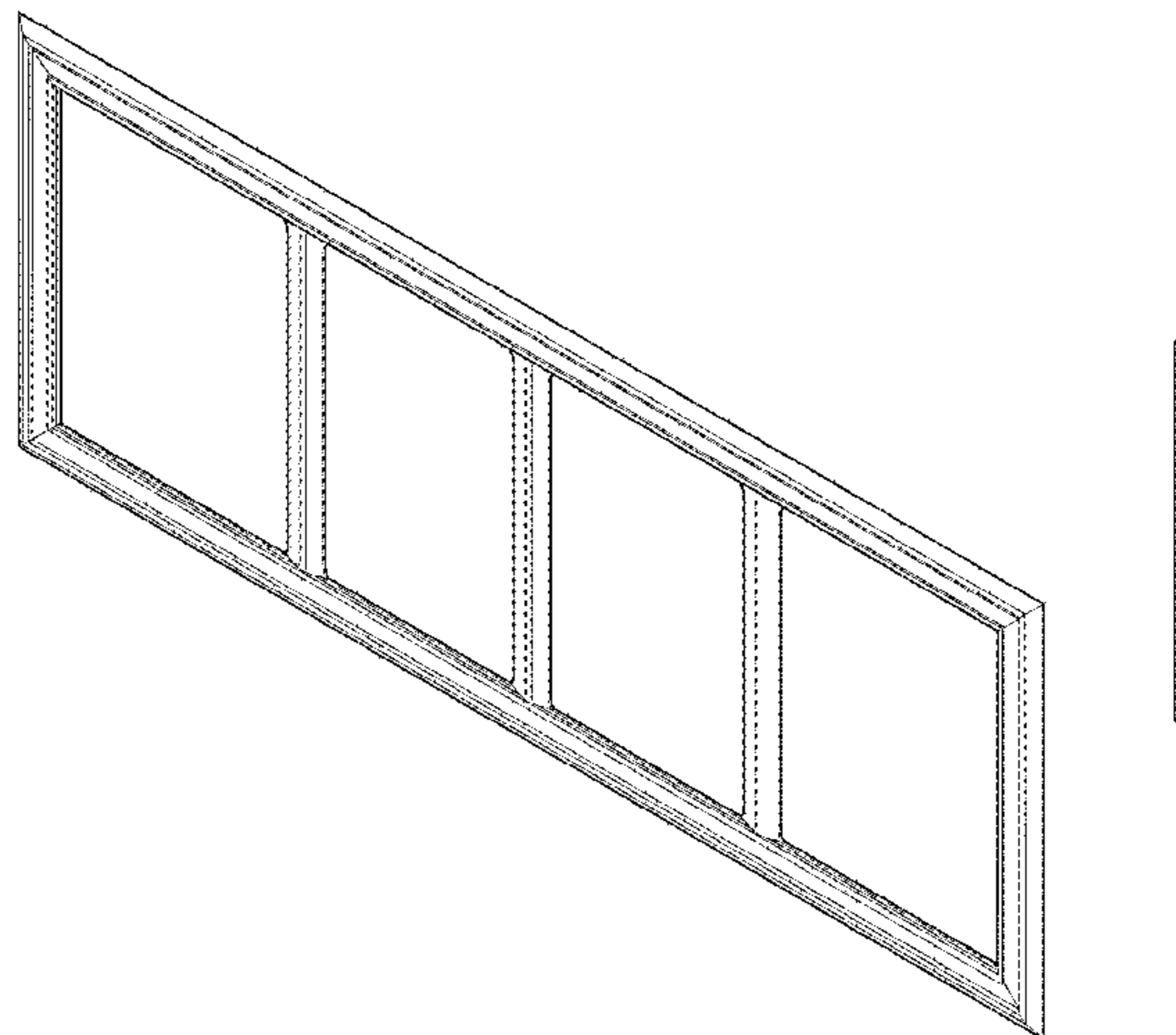
**DESCRIPTION**

FIG. 1 is a perspective view showing a front, top and side of a first embodiment of the faux window assembly;  
FIG. 2 is a front elevational view of the first embodiment of the faux window assembly;  
FIG. 3 is a rear elevational view of the first embodiment of the faux window assembly;  
FIG. 4 is an elevational view of a first side of the first embodiment of the faux window assembly, the opposite side being a mirror image thereof;  
FIG. 5 is a top plan view of the first embodiment of the faux window assembly, the bottom plan view being a mirror image thereof;  
FIG. 6 is a perspective view showing a front, top and side of a second embodiment of the faux window assembly;  
FIG. 7 is a front elevational view of the second embodiment of the faux window assembly;  
FIG. 8 is a rear elevational view of the second embodiment of the faux window assembly;  
FIG. 9 is an elevational view of a first side of the second embodiment of the faux window assembly, the opposite side being a mirror image thereof; and,  
FIG. 10 is a top plan view of the second embodiment of the faux window assembly, the bottom plan view being a mirror image thereof.

The dashed lines and broken lines are for purposes of illustrating environmental structure and form no part of the claimed design.

The dashed lines in FIGS. 3 and 8 illustrate environmental structure and form no part of the claimed design. The break away symbols in FIGS. 6-10 indicate the appearance of any portion of the article between the break lines forms no part of the claimed design.

**1 Claim, 6 Drawing Sheets**



- (58) **Field of Classification Search**  
 CPC ..... G09F 19/12; E06B 3/44; B61D 19/002;  
 E05D 15/12; E05D 15/38; D05Y  
 2900/106  
 See application file for complete search history.

(56) **References Cited**

U.S. PATENT DOCUMENTS

2,221,005	A	11/1940	Reese	
2,266,973	A	12/1941	Horton	
2,572,764	A	10/1951	Rogers et al.	
2,925,862	A	2/1960	Sundby	
5,123,211	A	6/1992	Schlicht et al.	
5,265,360	A *	11/1993	Reiss et al.	40/427
5,497,588	A	3/1996	Martin et al.	
5,598,667	A	2/1997	Dykes	
6,131,345	A	10/2000	Pelusio	
6,148,896	A	11/2000	Pinto et al.	
D435,667	S *	12/2000	Fisher	D25/48.7
6,269,597	B1	8/2001	Haas	
D452,979	S	1/2002	Maher	
6,446,695	B1	9/2002	Forsland	
6,586,085	B1	7/2003	Jella	
6,647,677	B1	11/2003	Berger, Jr.	
6,763,638	B1	7/2004	Berger, Jr.	
D497,676	S	10/2004	Barnard	
D499,815	S	12/2004	Miller et al.	
6,862,850	B2	3/2005	Berger, Jr.	
6,948,547	B2	9/2005	Maher	
7,107,736	B2	9/2006	Barnard	
7,266,928	B1	9/2007	Stasiak, Jr.	
7,383,872	B1	6/2008	Jella	
D586,200	S	2/2009	Dewitt	
D710,026	S *	7/2014	Myles	D20/29
D710,027	S *	7/2014	Myles	D20/29

D710,028	S *	7/2014	Myles	D20/29
D710,029	S *	7/2014	Myles	D20/29
2003/0110718	A1	6/2003	Boisvert	
2005/0050824	A1	3/2005	Warner, III	
2005/0055921	A1	3/2005	Vella	
2005/0092447	A1	5/2005	Mock	
2005/0194106	A1	9/2005	Scales	
2006/0027342	A1	2/2006	Maher	
2007/0022698	A1	2/2007	Forsland et al.	
2007/0175602	A1	8/2007	Ni et al.	
2008/0066399	A1	3/2008	Akdag et al.	
2009/0025334	A1	1/2009	Aquilina et al.	
2009/0107054	A1	4/2009	Waller	
2009/0241422	A1	10/2009	Mock et al.	
2009/0277109	A1	11/2009	Taylor et al.	
2010/0269414	A1	10/2010	Horton	

OTHER PUBLICATIONS

Colorado Premier Garage Doors—Arvada Garage Door Repair and Installation (on-line), dated Jan. 21, 2014. Retrieved from Internet Jun. 23, 2016, URL: <https://web.archive.org/web/20140121062745/http://coloradopremiergaragedoors.com/arvada-garage-door-repair/> (2 pages).\*

Dawsonville Garage Doors, North Georgia (on-line), dated Apr. 7, 2013. Retrieved from Internet Jun. 23, 2016, URL: <https://web.archive.org/web/20130407044334/http://www.garagedoorsnorthgeorgia.com/dawsonville> (2 pages).\*

Forest Garage Doors—Carriage Style “Stockbridge” garage door in white with decorative hardware (on-line), dated Jun. 17, 2014. Retrieved from Internet Jun. 23, 2016, URL: <https://web.archive.org/web/20140617161141/http://www.forestdoor.com/carriage-style-steel-garage-doors-chicago> (1 page).\*

\* cited by examiner

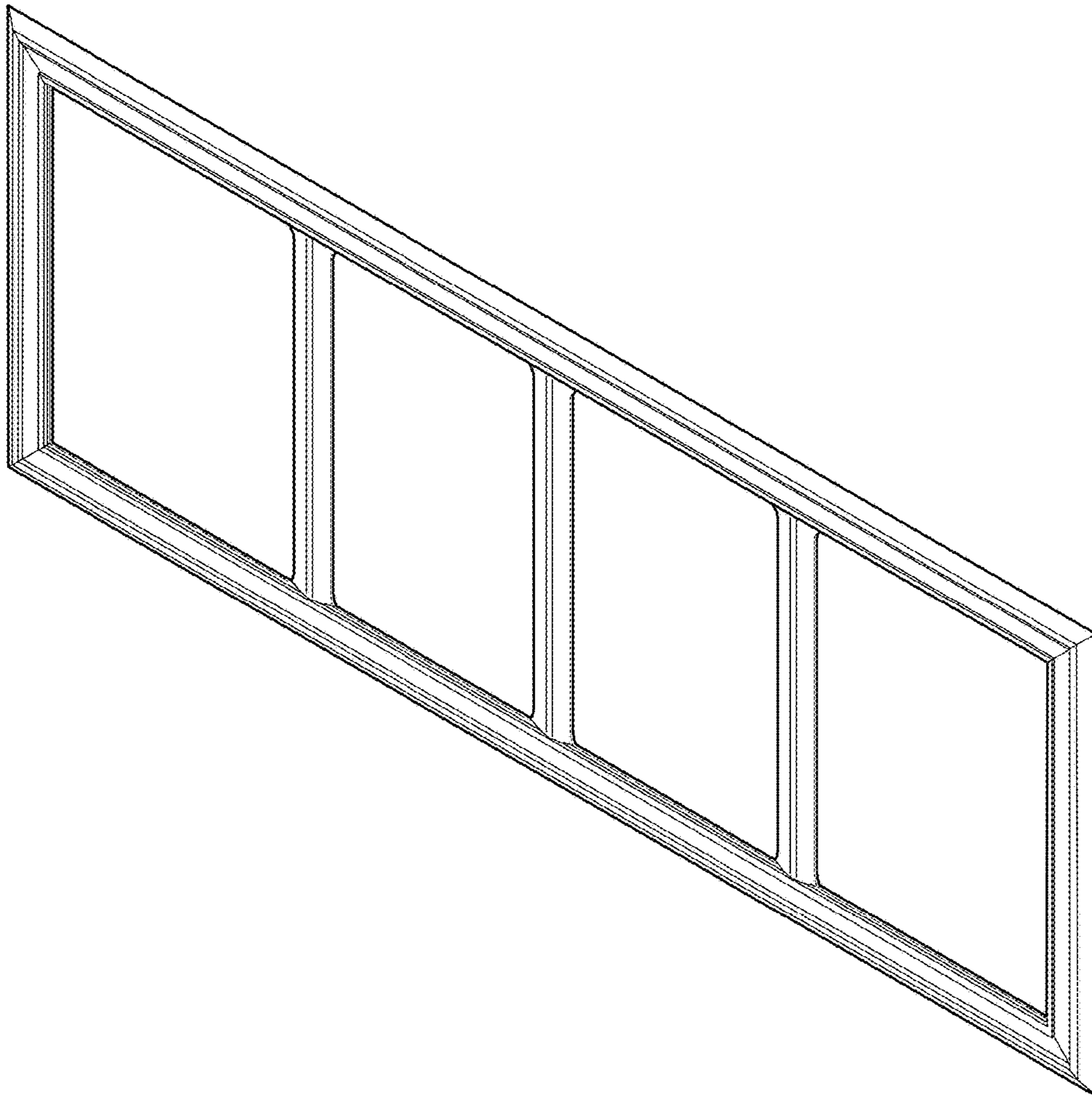


Fig. 1




Fig. 2




Fig. 3



Fig. 4



Fig. 5

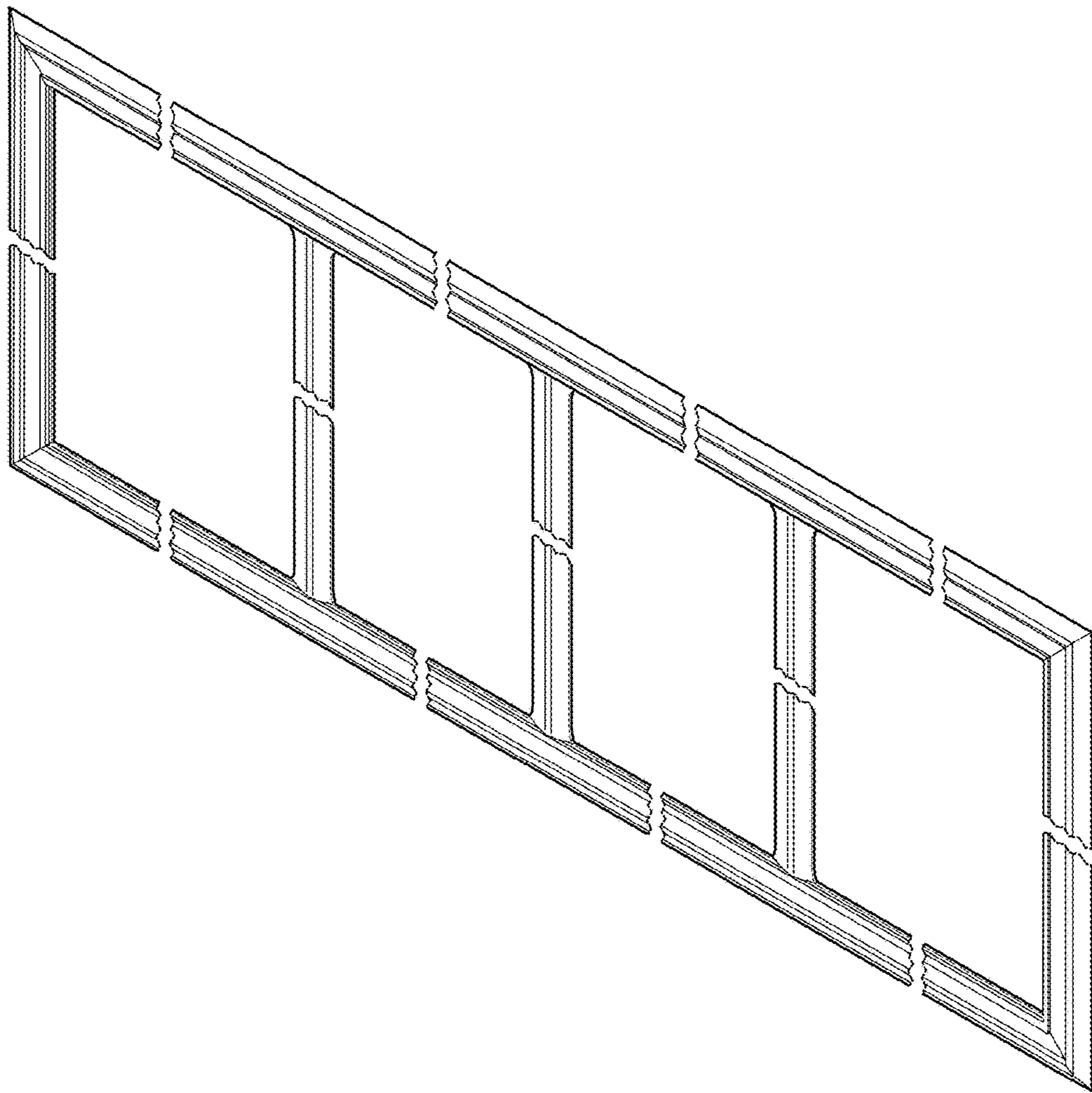


Fig. 6

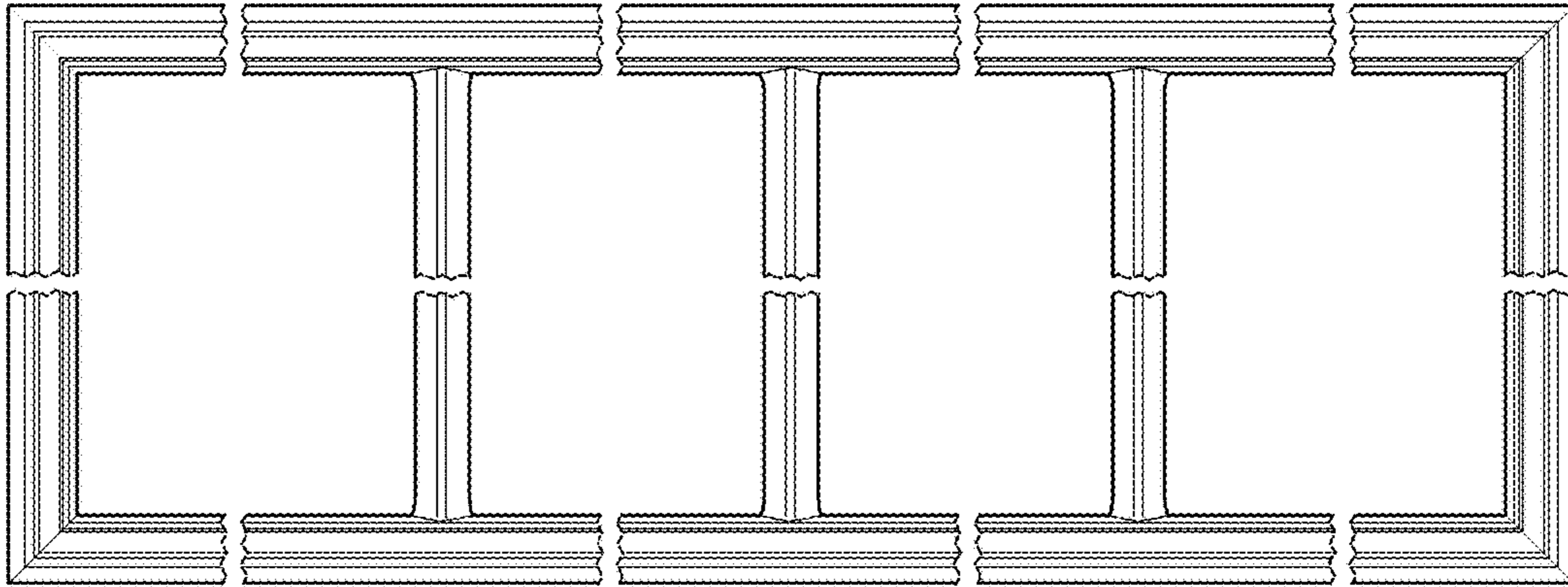


Fig. 7

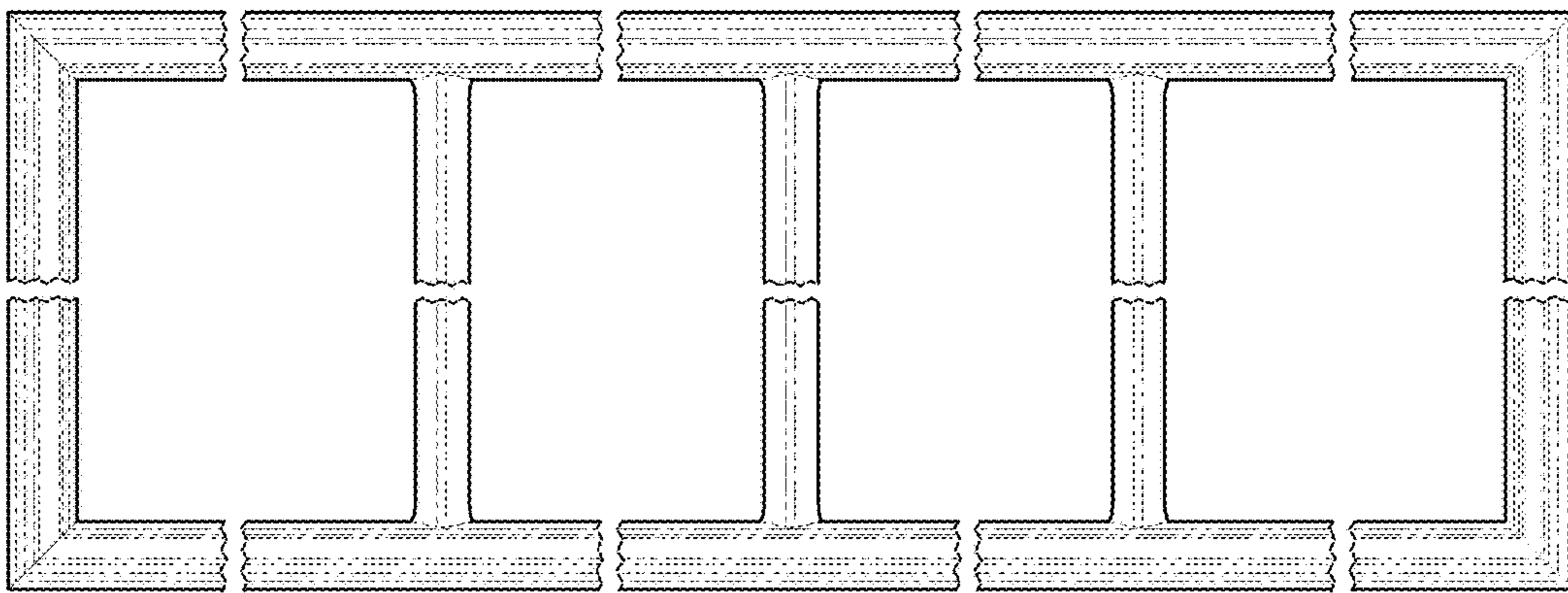


Fig. 8



Fig. 9




Fig. 10