



US00D788935S

(12) **United States Design Patent**  
**Fine et al.**

(10) **Patent No.:** **US D788,935 S**  
(45) **Date of Patent:** **\*\* Jun. 6, 2017**

(54) **VIBRATING ELECTROMECHANICAL  
DEVICE FOR FEMALE STIMULATION**

(71) Applicant: **Mating Components, LLC**, Brooklyn,  
NY (US)

(72) Inventors: **Alexandra Fine**, Brooklyn, NY (US);  
**Janet Lieberman**, Brooklyn, NY (US);  
**David Block**, Brooklyn, NY (US)

(\*\*) Term: **15 Years**

(21) Appl. No.: **29/578,228**

(22) Filed: **Sep. 20, 2016**

**Related U.S. Application Data**

(63) Continuation of application No. 14/710,503, filed on  
May 12, 2015.

(51) **LOC (10) Cl.** ..... **28-03**

(52) **U.S. Cl.**

USPC ..... **D24/215**

(58) **Field of Classification Search**

USPC ..... D24/200, 211, 212, 213, 214, 215;  
601/19, 27-32, 46-48, 52, 99, 112-113,  
601/118, 135, 137, DIG. 12, DIG. 14,  
601/DIG. 15, DIG. 16, DIG. 17;  
D30/160; D14/218, 138 AA

CPC ..... A61H 19/00; A61H 19/30; A61H 19/32;  
A61H 19/34; A61H 19/40; A61H 19/44;  
A61H 19/50; A61H 2015/0007; A61H  
2015/0014; A61H 2015/0042; A61H  
15/00; A61H 7/003; A61H 7/005

See application file for complete search history.

(56) **References Cited**

**U.S. PATENT DOCUMENTS**

5,382,222 A \* 1/1995 Yih-Jong ..... A61H 7/003  
601/135  
D361,386 S \* 8/1995 Vandenbelt ..... D24/211

D378,135 S \* 2/1997 Sirois ..... D24/200  
D423,677 S \* 4/2000 Sivan ..... D24/215  
D509,592 S \* 9/2005 Talbot ..... D24/214  
D530,019 S \* 10/2006 Crunick ..... D24/211  
D610,692 S \* 2/2010 Heilman ..... D24/201  
D630,760 S \* 1/2011 Imboden ..... D24/211  
D633,628 S \* 3/2011 Wahng ..... D24/215  
D649,258 S \* 11/2011 Lev-Ran ..... D24/215  
D652,942 S \* 1/2012 Murison ..... D24/215  
D665,094 S \* 8/2012 Sedic ..... D24/215  
D674,108 S \* 1/2013 York ..... D24/215  
D688,383 S \* 8/2013 Manabe ..... D24/215  
8,545,390 B2 \* 10/2013 Talbot ..... A61H 19/34  
600/38  
D696,415 S \* 12/2013 Wang ..... D24/215  
D712,059 S \* 8/2014 Sedic ..... D24/215

(Continued)

*Primary Examiner* — Sandra Snapp

(74) *Attorney, Agent, or Firm* — Roy L. Chan, A  
Professional Law Corporation; Roy Chan

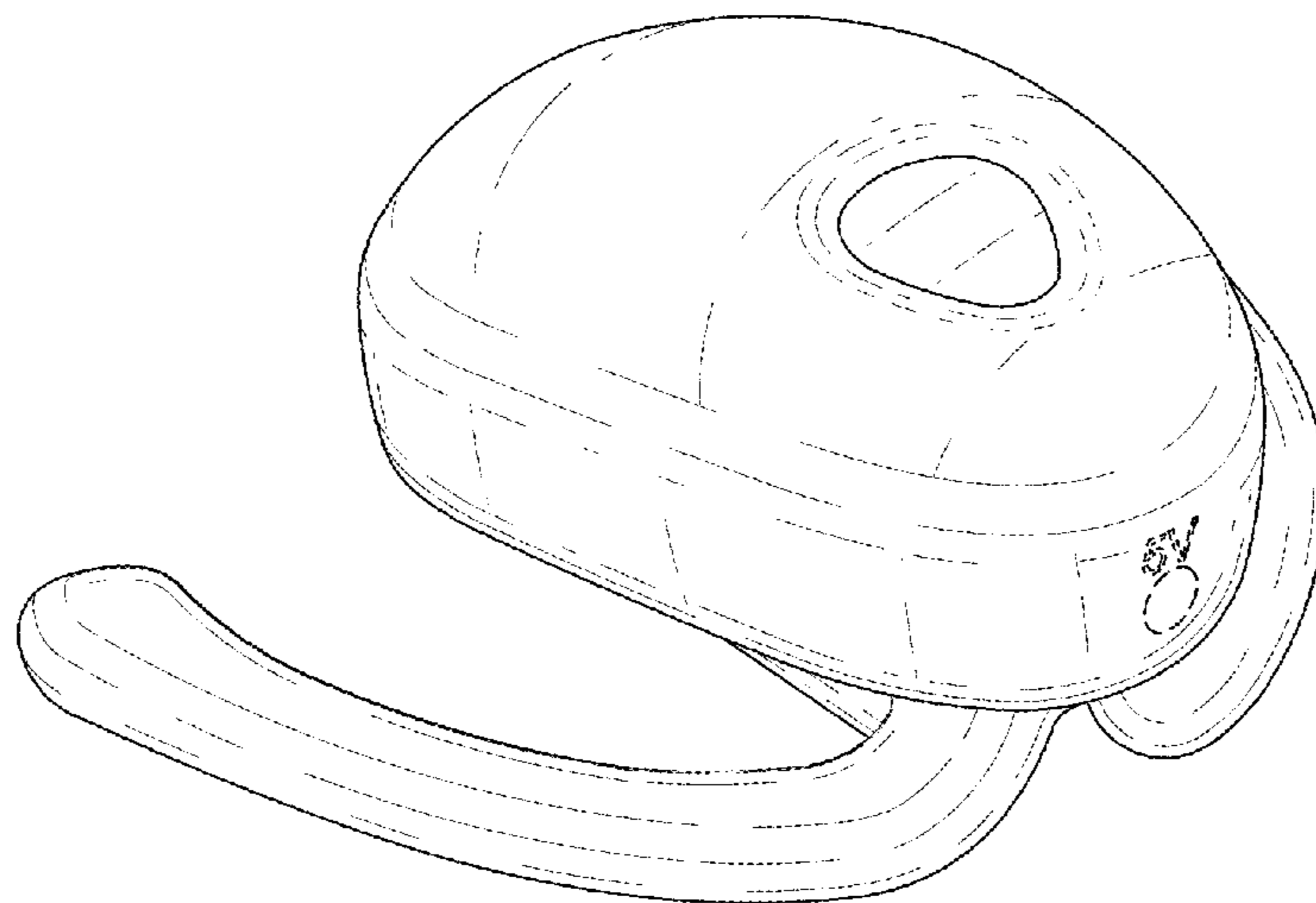
(57) **CLAIM**

The ornamental design for a vibrating electromechanical  
device for female stimulation, as shown and described.

**DESCRIPTION**

FIG. 1 is a top, front and right perspective view of a  
vibrating electromechanical device for female stimulation  
showing our new design;  
FIG. 2 is a bottom, back and right perspective view thereof;  
FIG. 3 is a top plan view thereof;  
FIG. 4 is a bottom plan view thereof;  
FIG. 5 is a front elevational view thereof;  
FIG. 6 is a back elevational view thereof;  
FIG. 7 is a right elevational view thereof; and,  
FIG. 8 is a left elevational view thereof.  
The broken lines in the figures illustrate unclaimed envi-  
ronment and form no part of the claimed design.

**1 Claim, 6 Drawing Sheets**



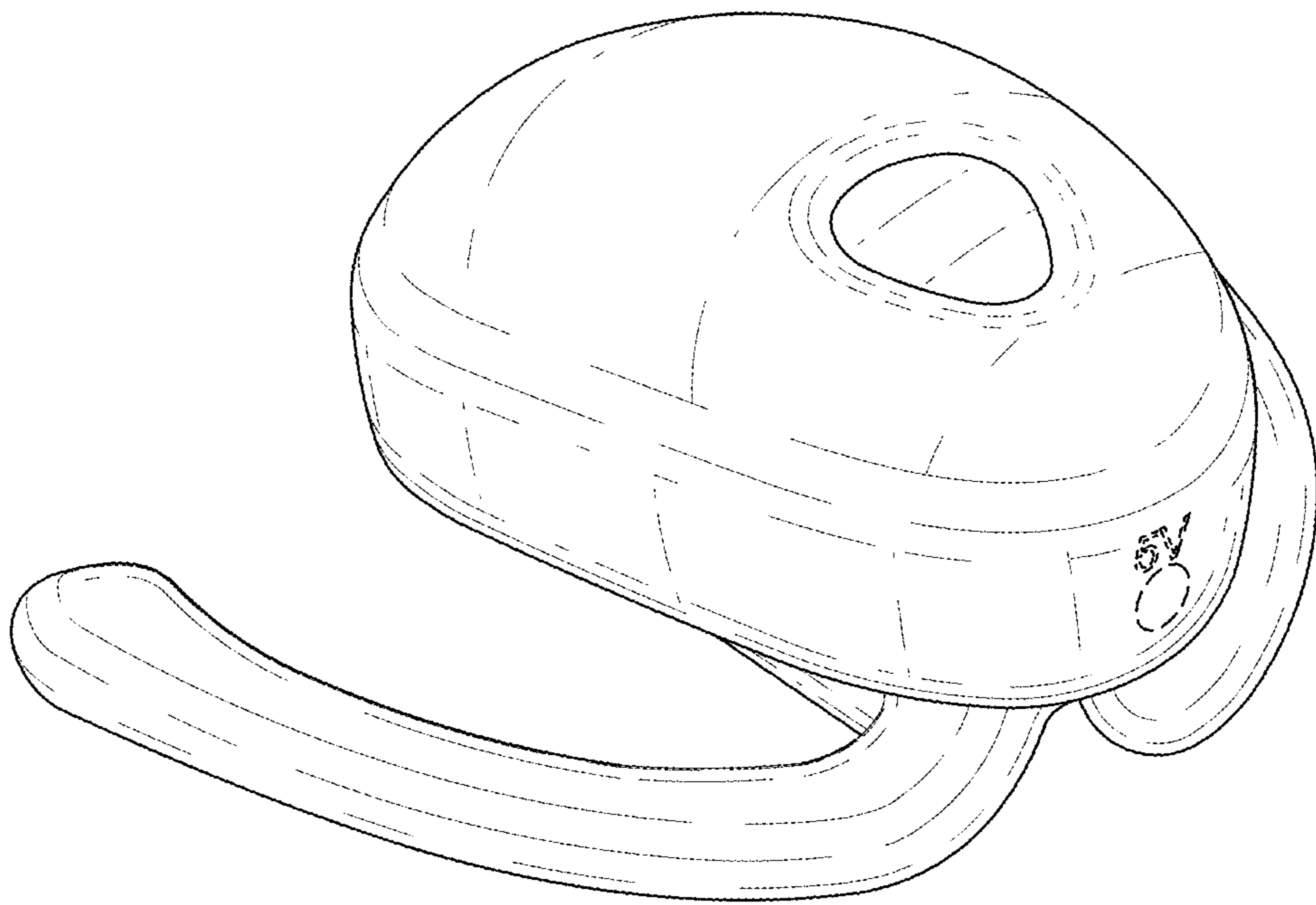
(56)

**References Cited**

U.S. PATENT DOCUMENTS

D727,525	S *	4/2015	Qian	.....	D24/215
D742,535	S *	11/2015	Wu	.....	D24/215
D744,114	S *	11/2015	Lamb	.....	D24/215
D744,664	S *	12/2015	Luzon	.....	D24/215
D744,665	S *	12/2015	Lamb	.....	D24/215
2005/0192519	A1 *	9/2005	Crunick	.....	A61H 23/0263 601/72
2013/0331745	A1 *	12/2013	Sedic	.....	A61H 19/34 601/46
2014/0228629	A1 *	8/2014	Baetica	.....	A61H 19/34 600/38
2014/0336452	A1 *	11/2014	Shahoian	.....	A61H 19/30 600/38

\* cited by examiner



*FIG. 1*

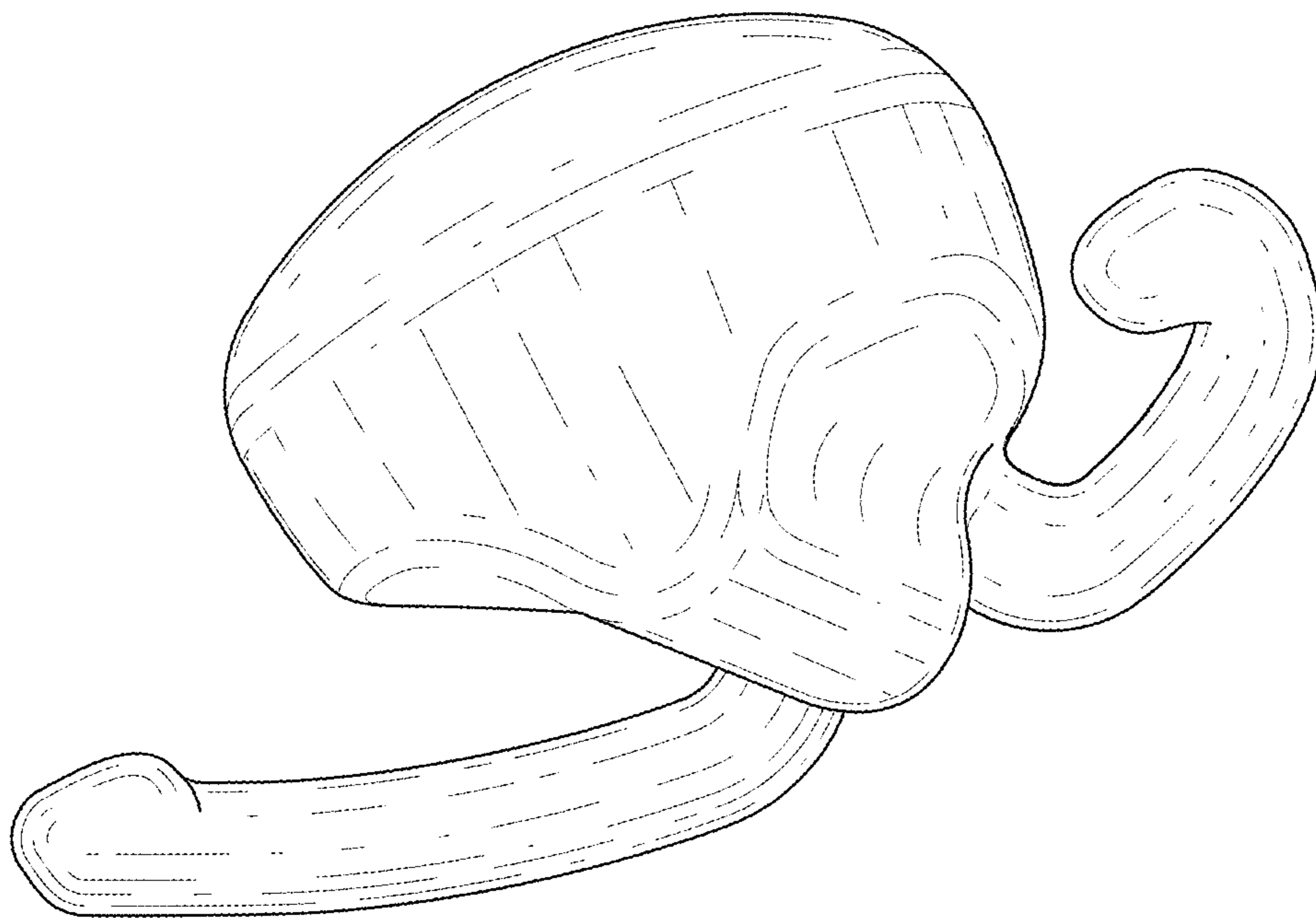
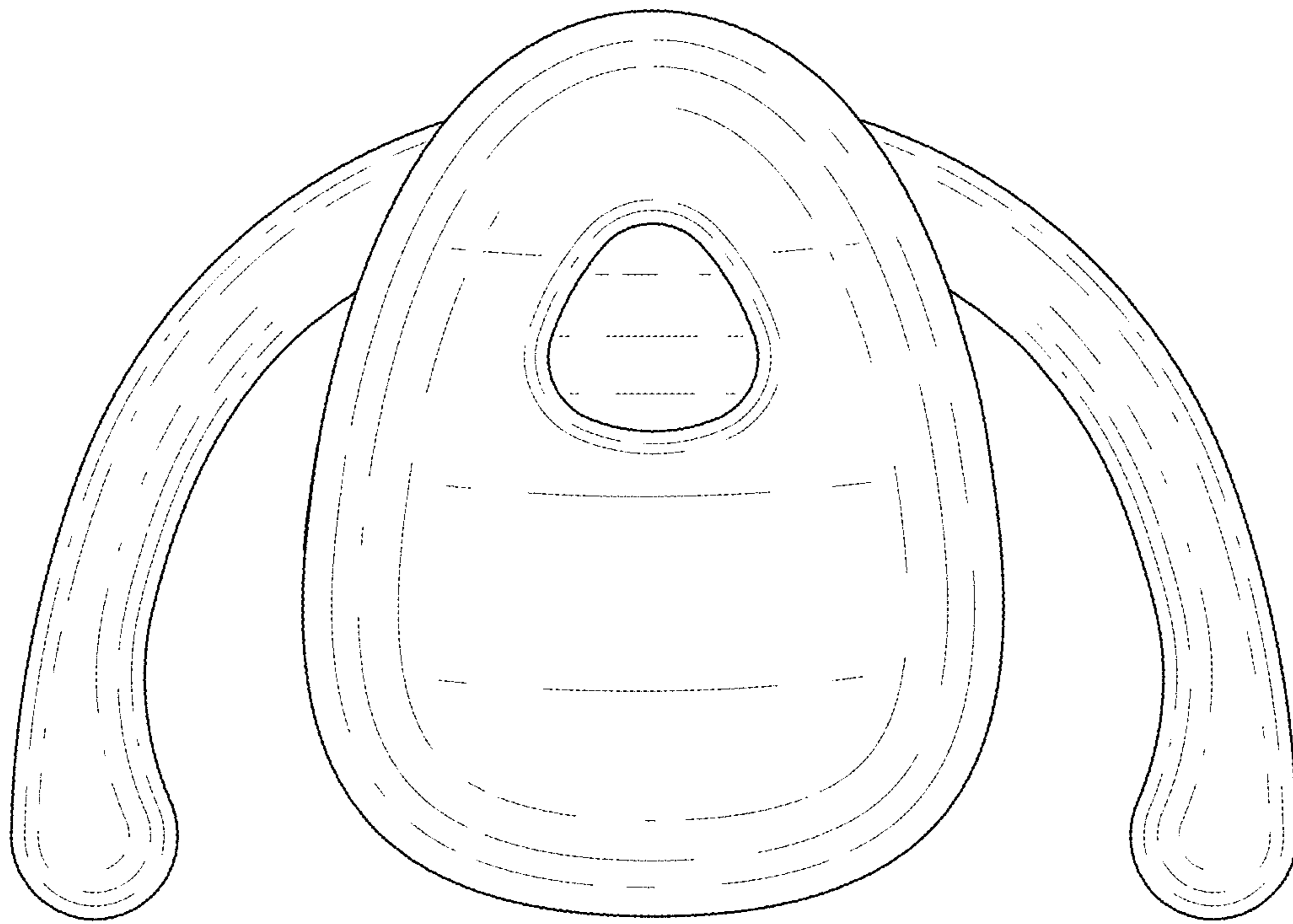


FIG. 2



*FIG. 3*

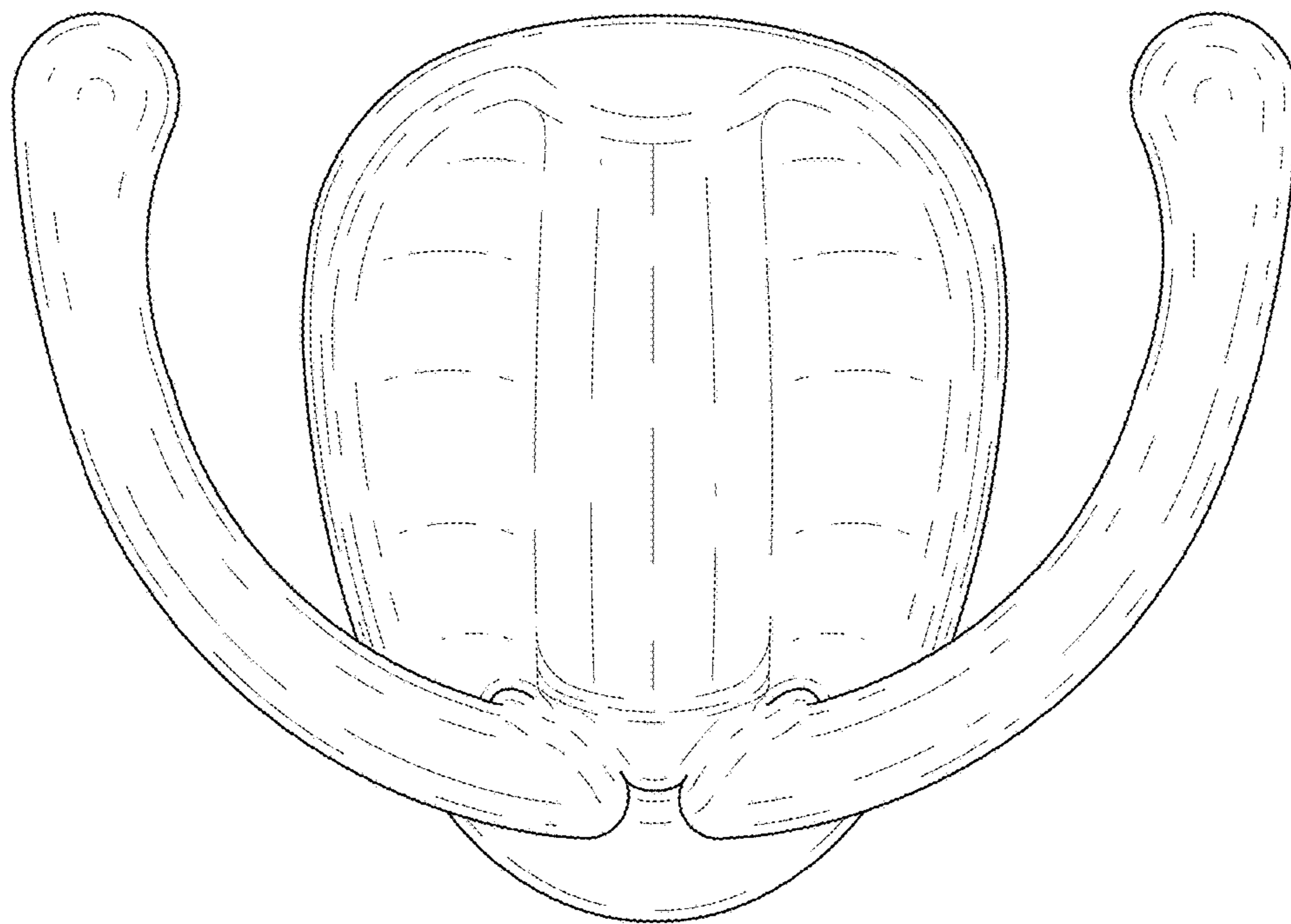
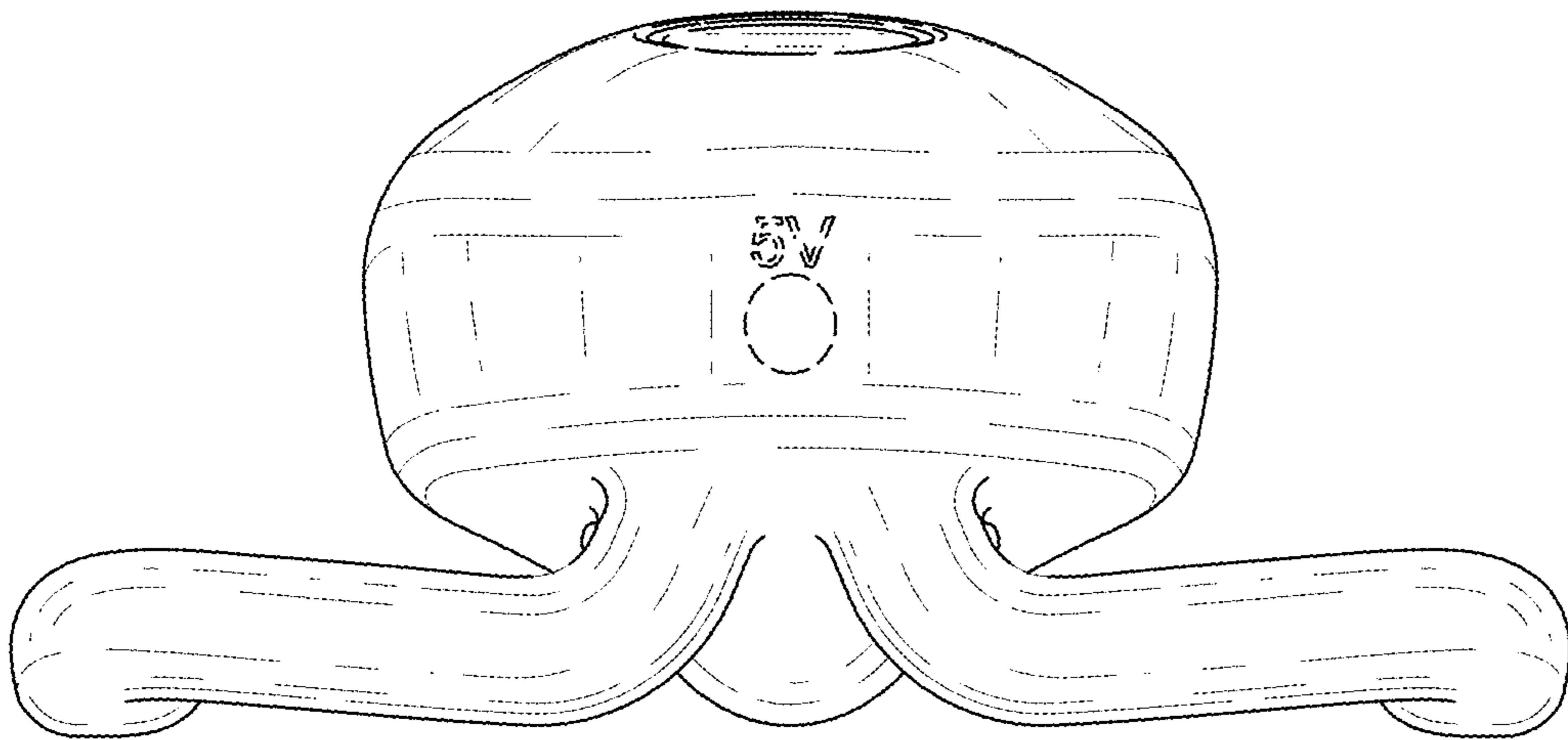
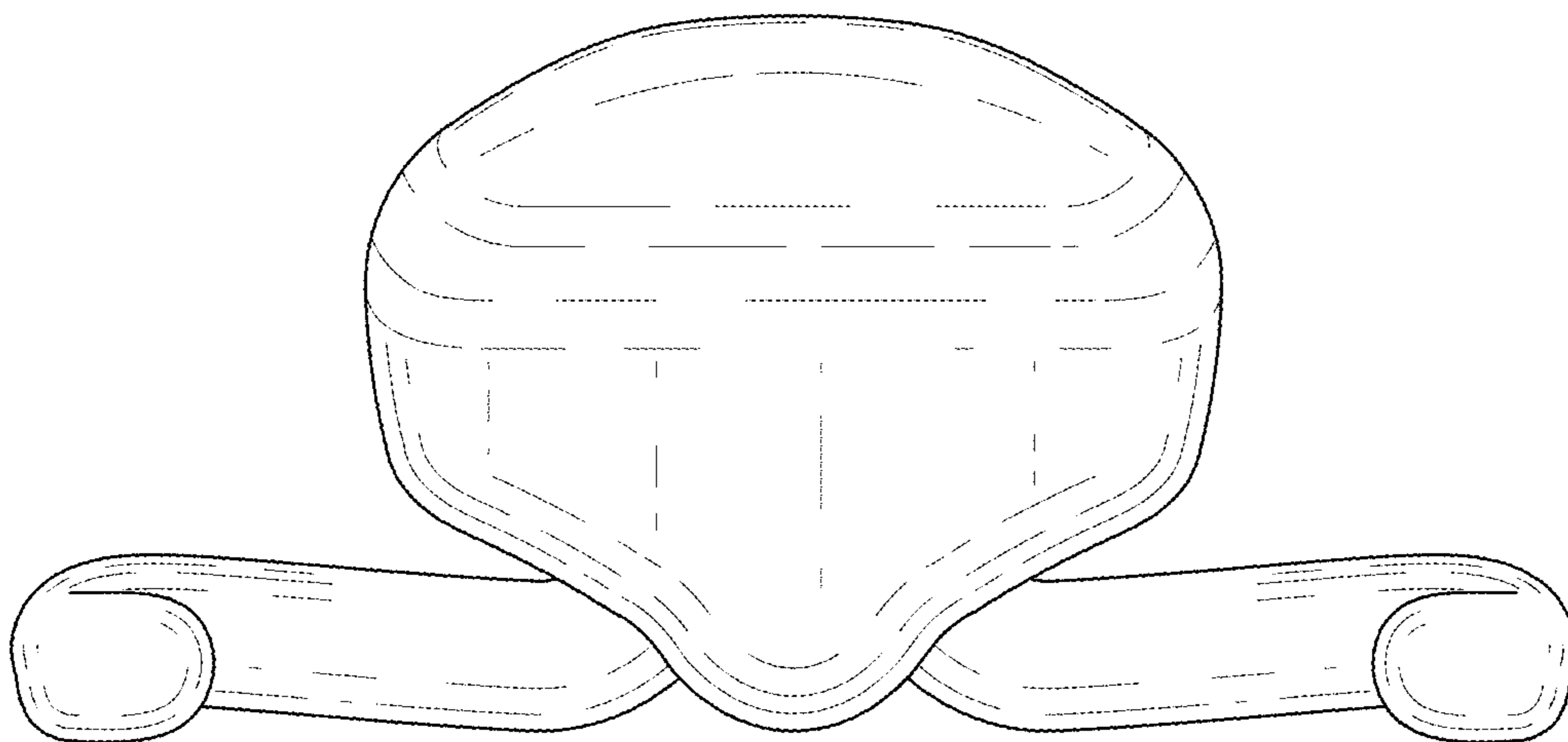


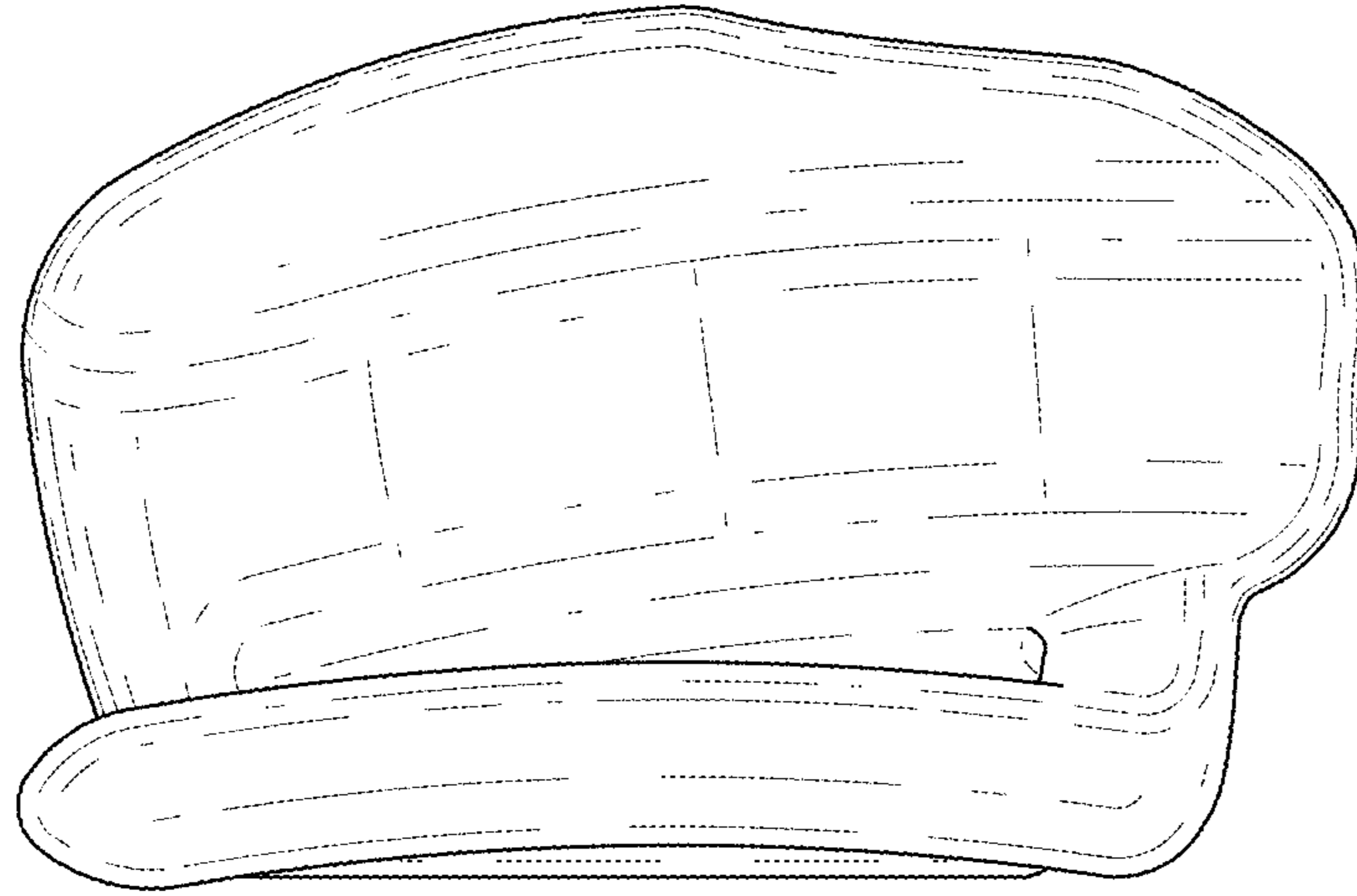
FIG. 4



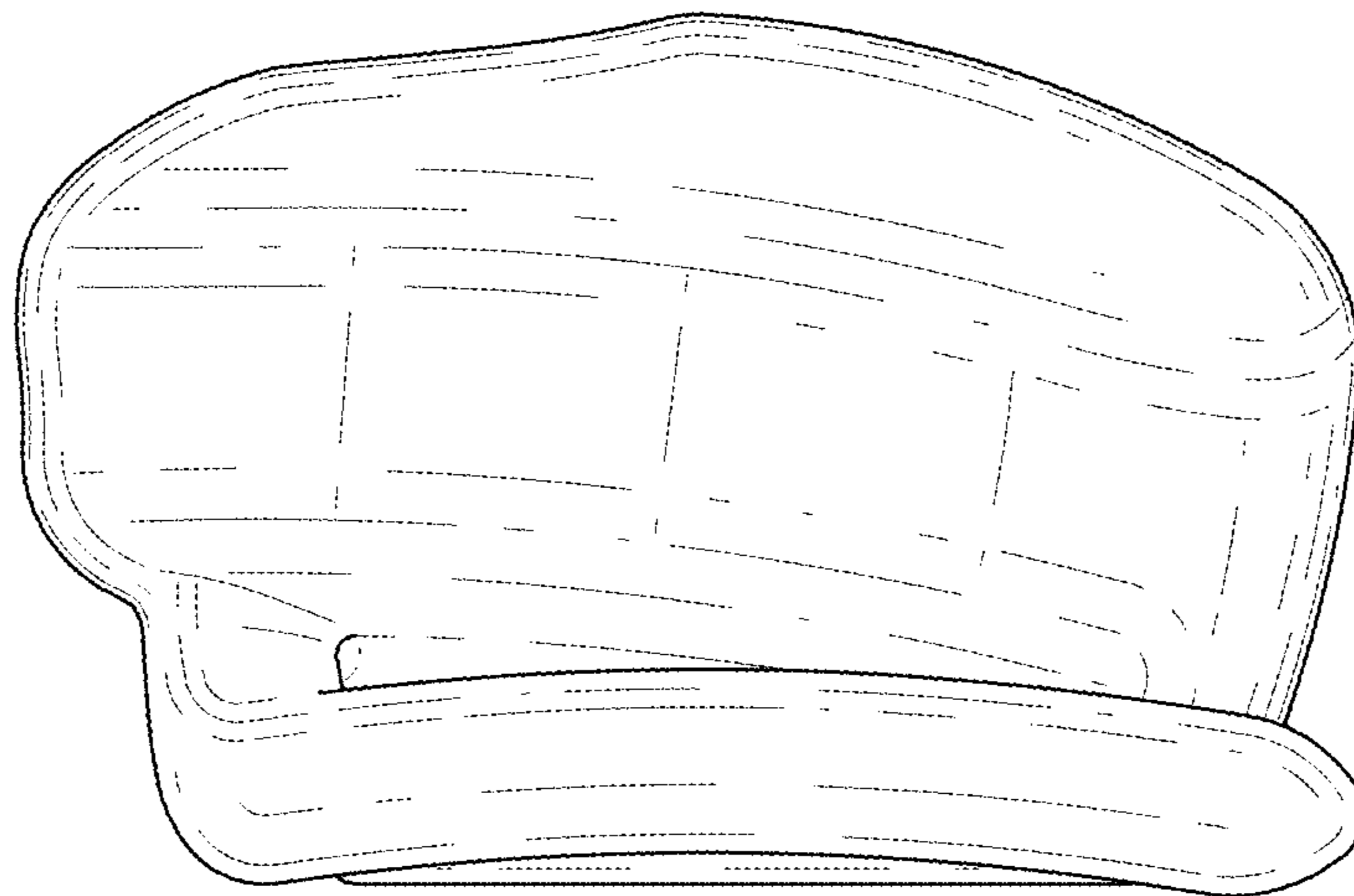
*FIG. 5*



*FIG. 6*



*FIG. 7*



*FIG. 8*