



US00D788924S

(12) **United States Design Patent**  
**Massad**

(10) **Patent No.:** **US D788,924 S**  
(45) **Date of Patent:** **\*\* Jun. 6, 2017**

(54) **DENTAL TRI-RULER**  
(71) Applicant: **Global Dental Impression Trays, Inc.**,  
Tulsa, OK (US)  
(72) Inventor: **Joseph J. Massad**, Tulsa, OK (US)  
(73) Assignee: **GLOBAL DENTAL IMPRESSION**  
**TRAYS, INC.**, Tulsa, OK (US)  
(\*\*) Term: **15 Years**

D323,470 S \* 1/1992 Deyerle ..... D10/64  
D335,262 S \* 5/1993 Wells ..... D10/64  
5,361,506 A \* 11/1994 Beeuwkes, III ..... A61C 19/04  
33/512  
5,685,084 A \* 11/1997 Demers ..... A61C 19/04  
33/513  
D555,242 S \* 11/2007 Massad ..... D24/152  
D637,504 S \* 5/2011 Zieman ..... D10/64  
D725,267 S \* 3/2015 Gantes ..... D10/64  
D739,529 S \* 9/2015 Tajima ..... D24/140  
2009/0130626 A1 \* 5/2009 Vetjens ..... A61C 19/04  
433/68

(21) Appl. No.: **29/553,388**  
(22) Filed: **Feb. 1, 2016**  
(51) **LOC (10) Cl.** ..... **24-02**  
(52) **U.S. Cl.**  
USPC ..... **D24/152; D24/176**  
(58) **Field of Classification Search**  
USPC ..... D24/152-154, 176-182, 186, 140, 133;  
D10/64-65, 71; D19/133  
CPC ..... G01B 3/566; A61C 19/04; A61C 19/043;  
A61C 5/025; A61C 5/125; A61C 1/082;  
B43L 7/00; B43L 13/145  
See application file for complete search history.

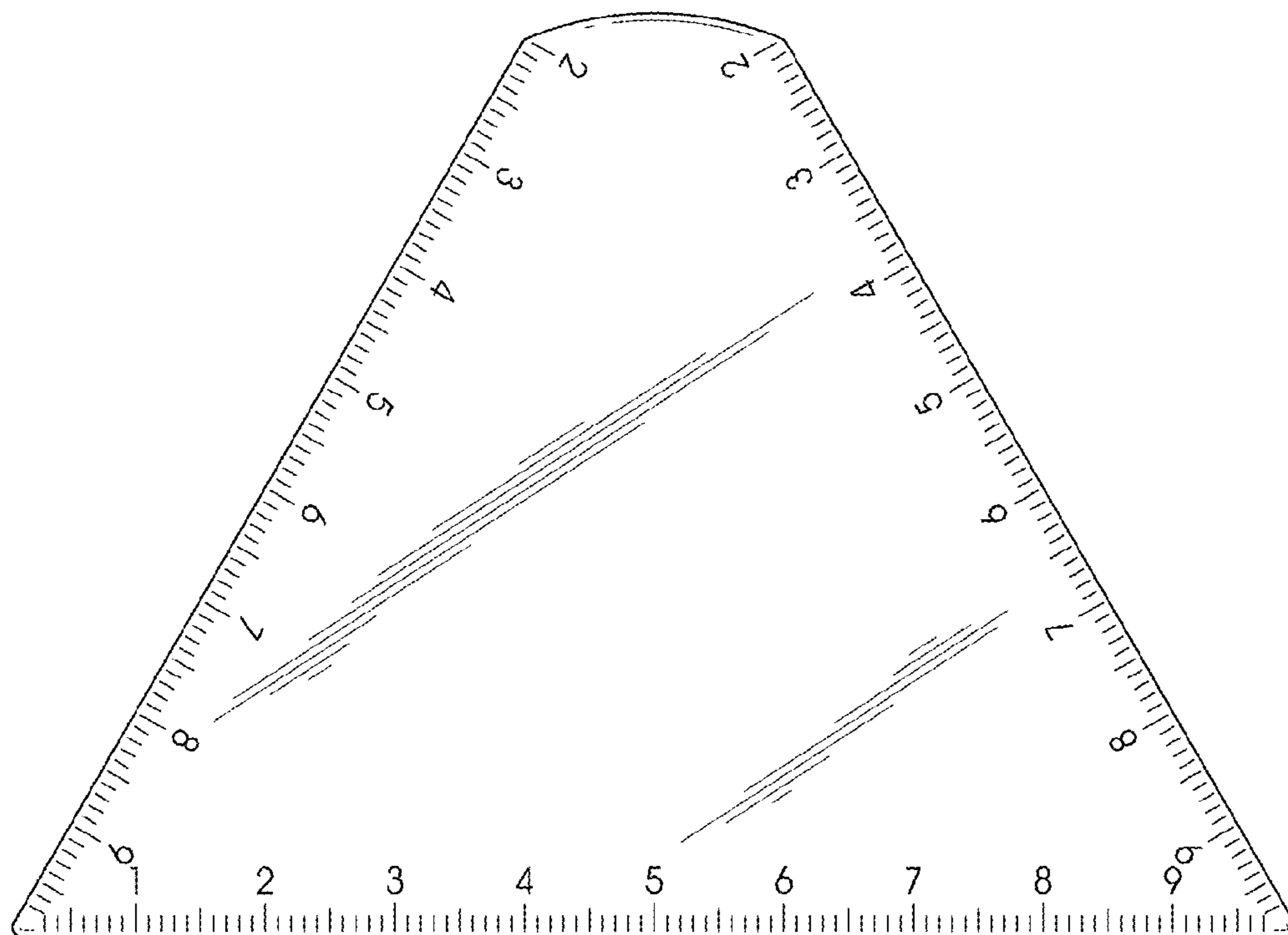
\* cited by examiner  
*Primary Examiner* — Wan Laymon  
(74) *Attorney, Agent, or Firm* — Crowe & Dunlevy, P.C.

(56) **References Cited**  
U.S. PATENT DOCUMENTS  
3,878,611 A \* 4/1975 Seaman ..... A61C 19/04  
433/214  
4,843,720 A \* 7/1989 Kim ..... A61C 19/04  
33/512

(57) **CLAIM**  
The ornamental design for a dental tri-ruler, as shown and described.

**DESCRIPTION**  
FIG. 1 is a front elevational view of a dental tri-ruler showing the design;  
FIG. 2 is a top elevational view thereof;  
FIG. 3 is a bottom elevational view thereof;  
FIG. 4 is a rear elevational view thereof; and,  
FIG. 5 is a side elevational view thereof, the opposite side elevational view being a mirror image thereof.

**1 Claim, 2 Drawing Sheets**






FIG. 2

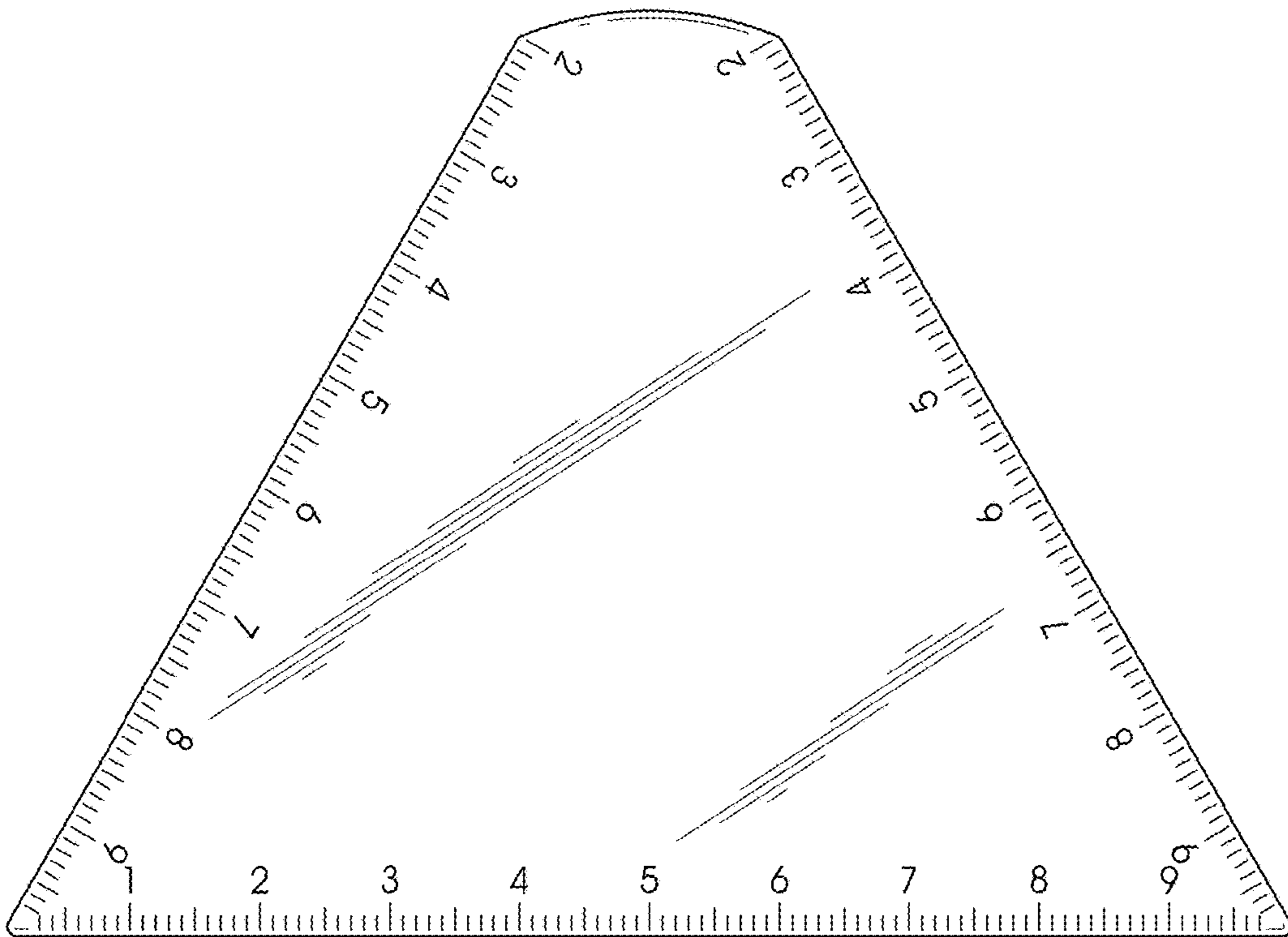


FIG. 1



FIG. 3

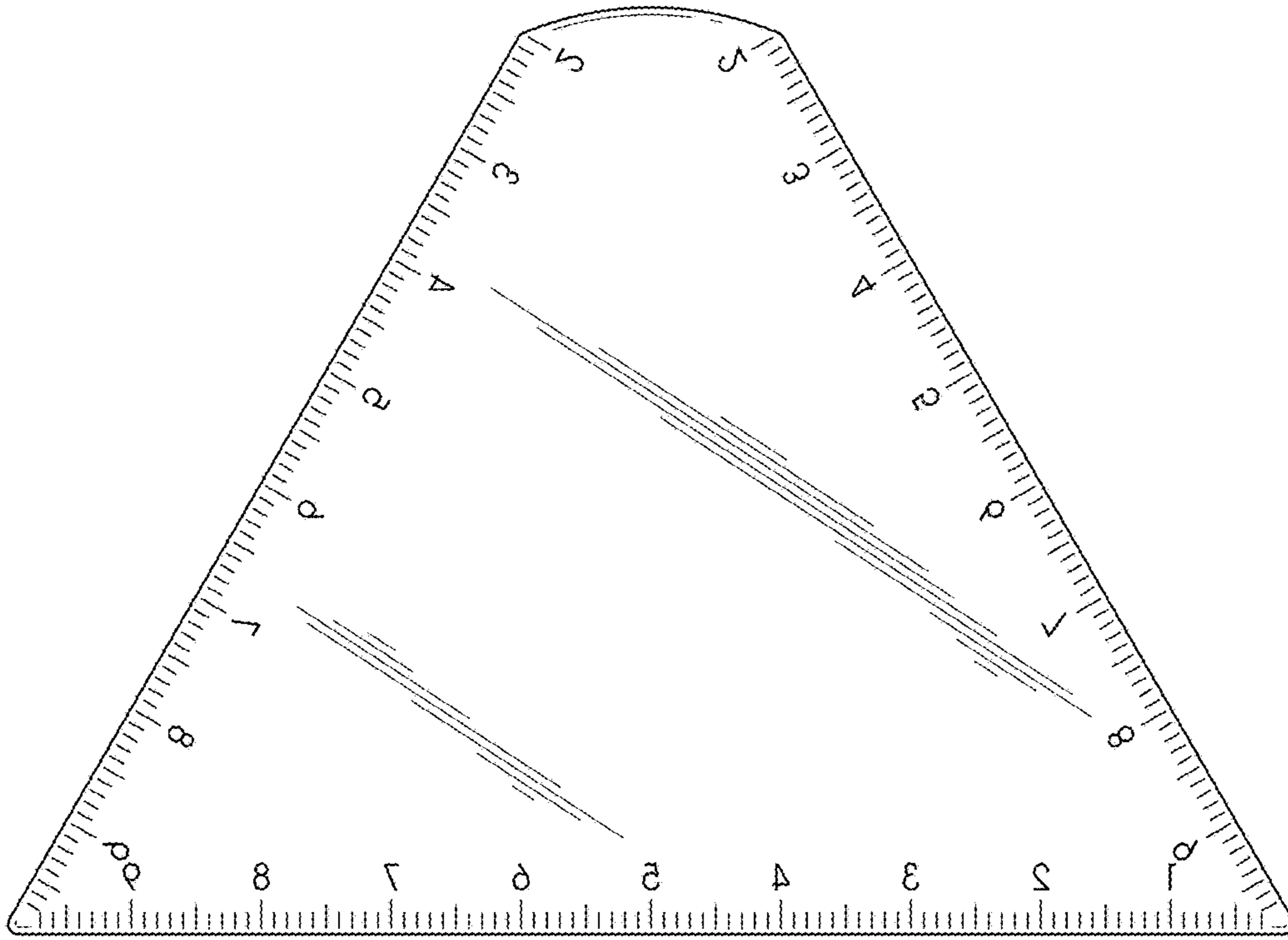


FIG. 4




FIG. 5