



US00D788923S

(12) **United States Design Patent** (10) **Patent No.:** **US D788,923 S**  
**Demarest et al.** (45) **Date of Patent:** **\*\* Jun. 6, 2017**

(54) **ORAL CARE IMPLEMENT** 8,002,546 B2 \* 8/2011 Viscomi ..... A61C 3/00  
 433/141

(71) Applicant: **Colgate-Palmolive Company**, New York, NY (US) D653,547 S 2/2012 Canuto  
 D768,386 S 10/2016 Demarest et al.

(72) Inventors: **Scott Demarest**, Basking Ridge, NJ (US); **Michael Terranova**, Fairfield, CT (US); **Raymond Clepper**, Brooklyn, NY (US)

FOREIGN PATENT DOCUMENTS

AU	116305	2/1993
AU	129537	3/1997
AU	341129	2/2012
AU	347603	3/2013
AU	354239	3/2014
AU	354240	3/2014
AU	354241	3/2014

(73) Assignee: **COLGATE-PALMOLIVE COMPANY**, New York, NY (US)

(\*\*) Term: **15 Years**

OTHER PUBLICATIONS

(21) Appl. No.: **29/529,805**

Unpublished design U.S. Appl. No. 29/529,801, filed Jun. 10, 2015, Applicant Colgate-Palmolive Company.

(22) Filed: **Jun. 10, 2015**

(51) **LOC (10) Cl.** ..... **24-02**

\* cited by examiner

(52) **U.S. Cl.**  
 USPC ..... **D24/152**

*Primary Examiner* — Wan Laymon

(58) **Field of Classification Search**  
 USPC ..... D24/152, 156, 133, 147, 214; 433/141, 433/114, 51; D8/88, 107  
 CPC ..... A61C 3/00; A61C 3/025; A61C 19/002; A61C 19/004  
 See application file for complete search history.

(57) **CLAIM**

The ornamental design for an oral care implement, as shown and described.

**DESCRIPTION**

(56) **References Cited**

U.S. PATENT DOCUMENTS

D323,034 S	1/1992	Reinstein	
D340,521 S	* 10/1993	Heinzelman	D24/176
D414,582 S	9/1999	Hwang	
D417,730 S	* 12/1999	Brassil	D24/152
D428,816 S	8/2000	Shiokawa et al.	
D532,907 S	* 11/2006	Feinbloom	D24/152
D548,341 S	8/2007	Ohta et al.	
D594,985 S	* 6/2009	Jansheski	D24/152
D599,018 S	* 8/2009	Plank	D24/152

FIG. 1 is a perspective view of an oral care implement showing our new design;

FIG. 2 is a right side view thereof;

FIG. 3 is a left side view thereof;

FIG. 4 is a rear view thereof;

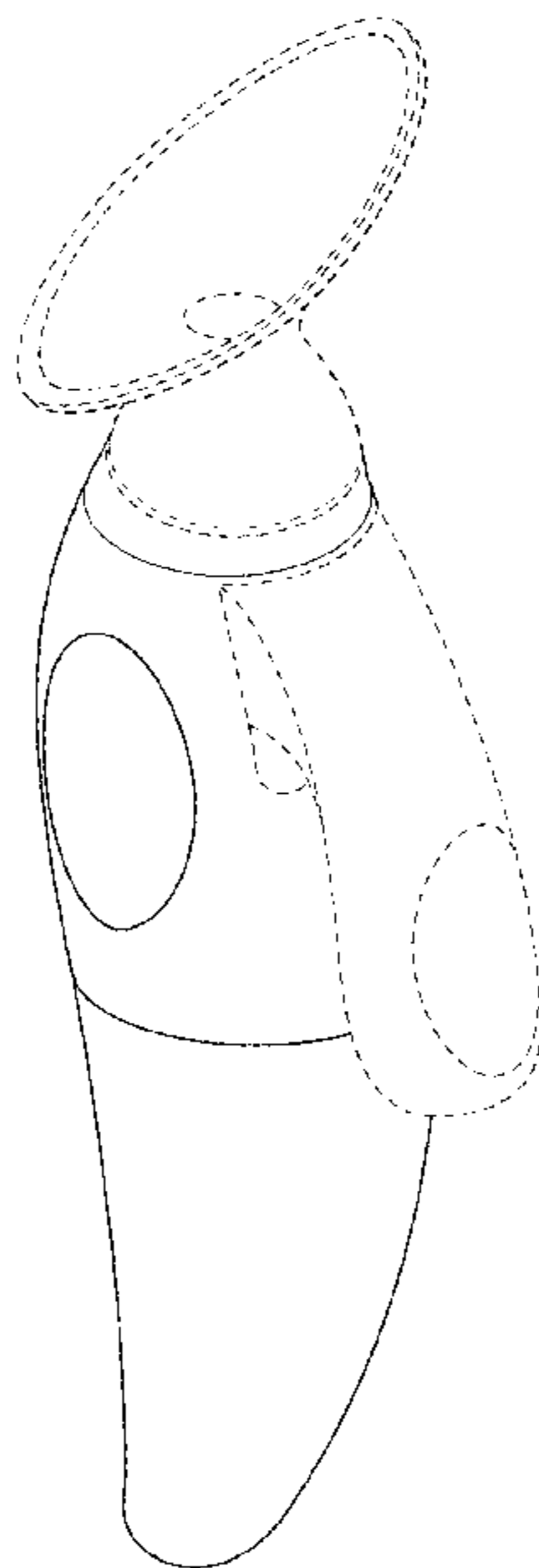
FIG. 5 is a front view thereof;

FIG. 6 is a top view thereof; and,

FIG. 7 is a bottom view thereof.

All broken lines shown in the drawings are for environmental purposes only and form no part of the claimed design.

**1 Claim, 4 Drawing Sheets**



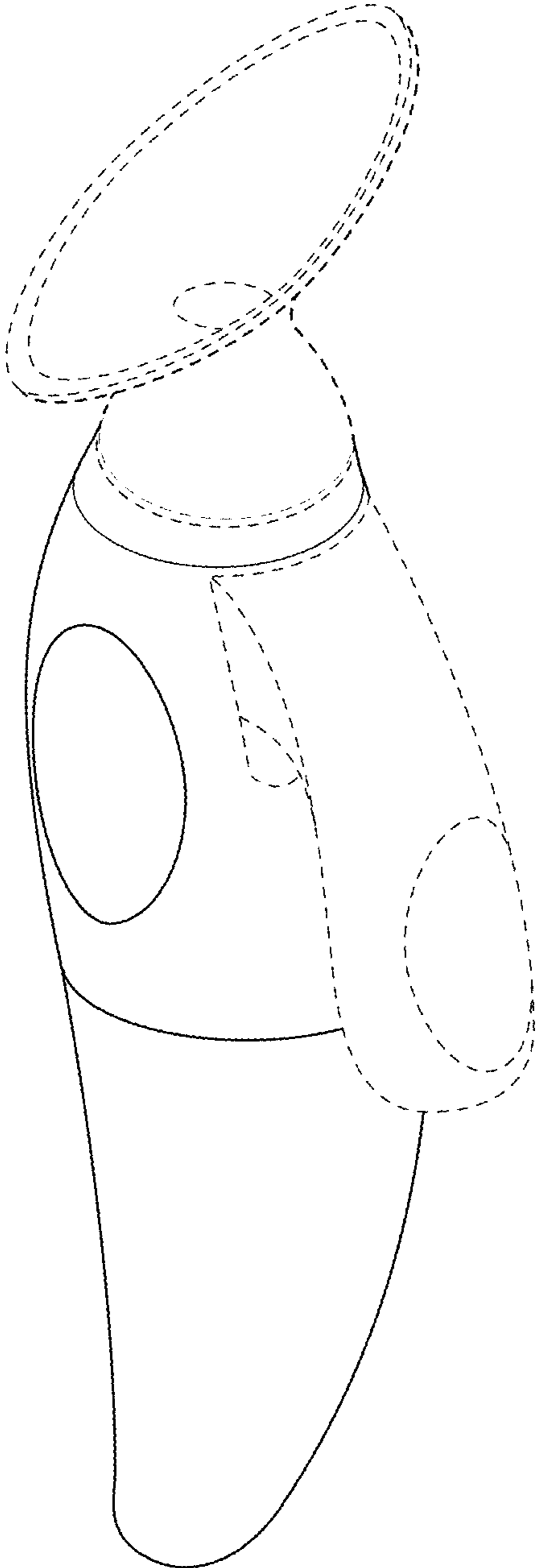


FIG. 1

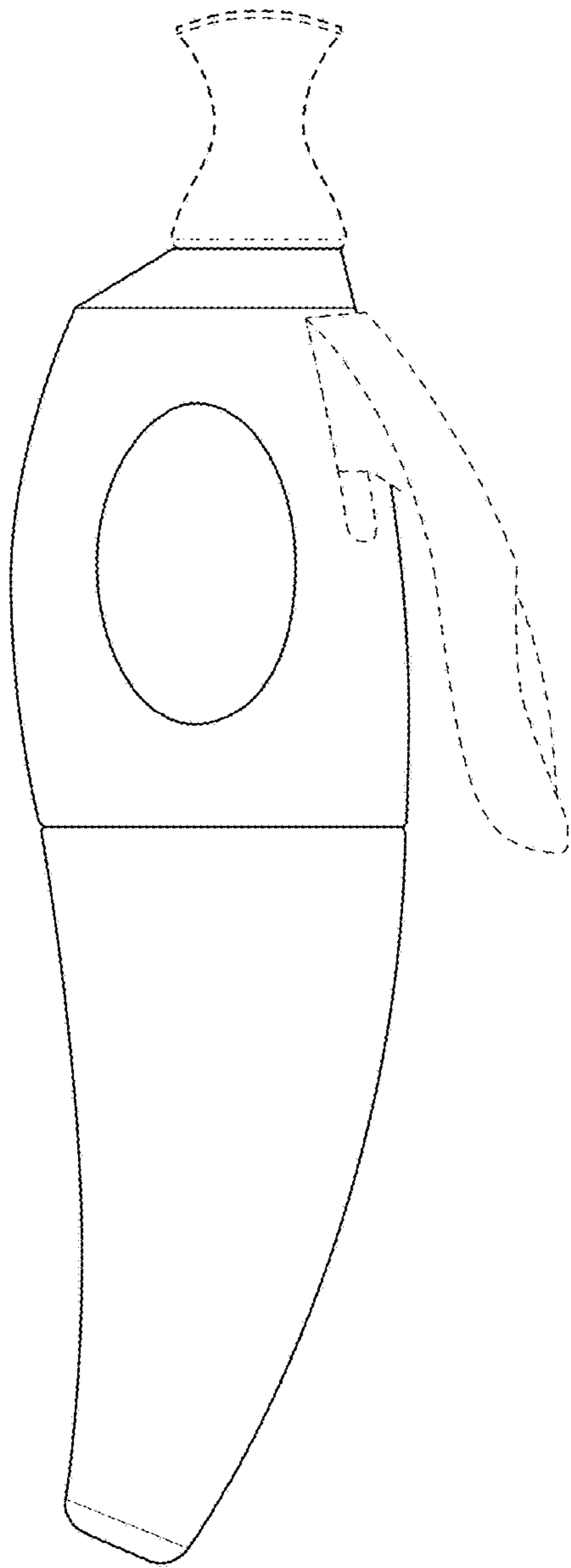


FIG. 2

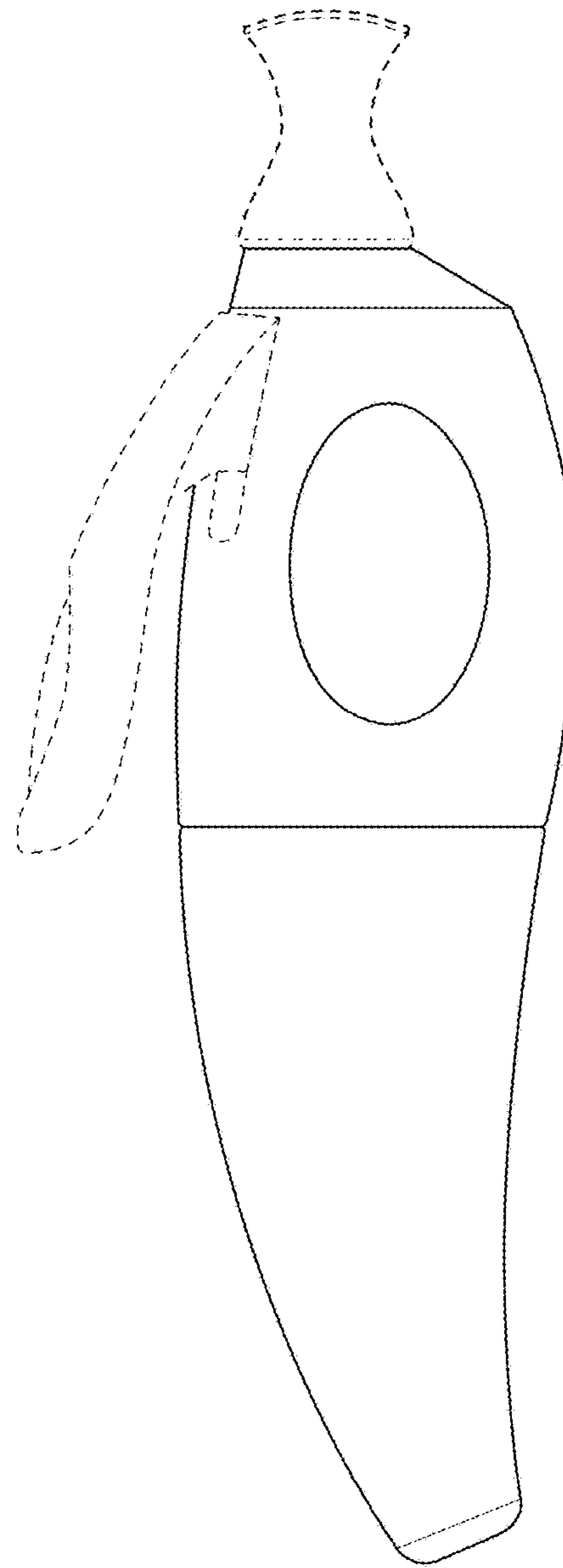


FIG. 3

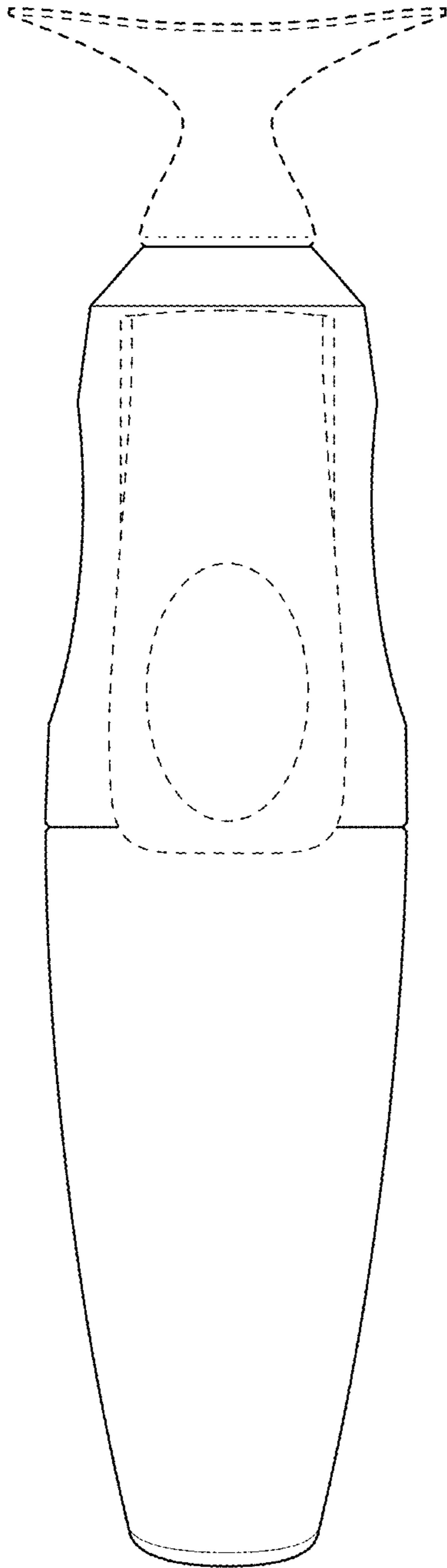


FIG. 4

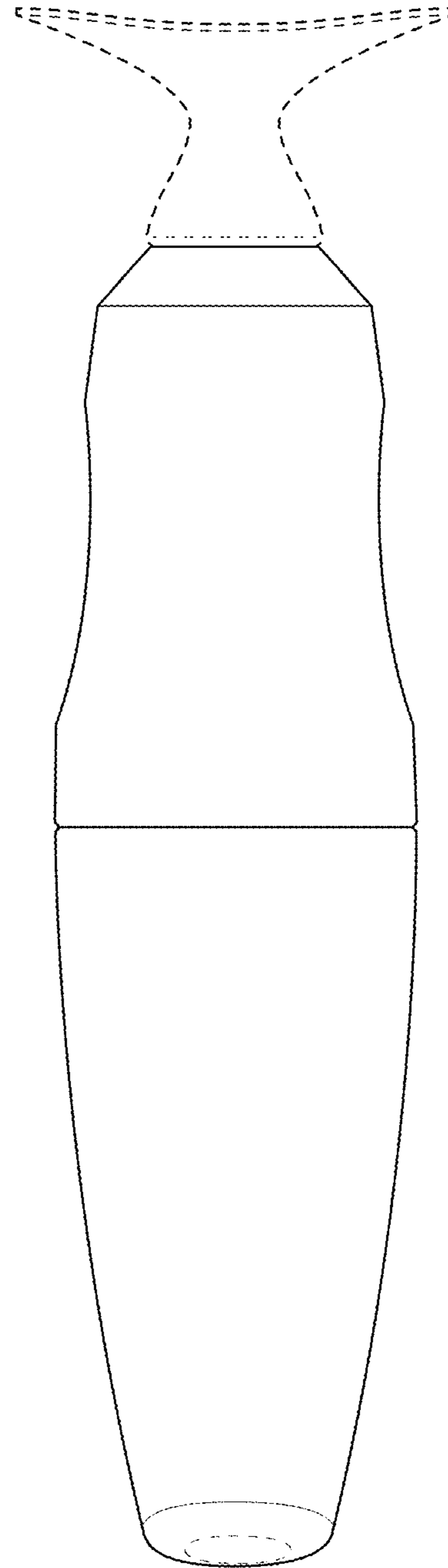


FIG. 5

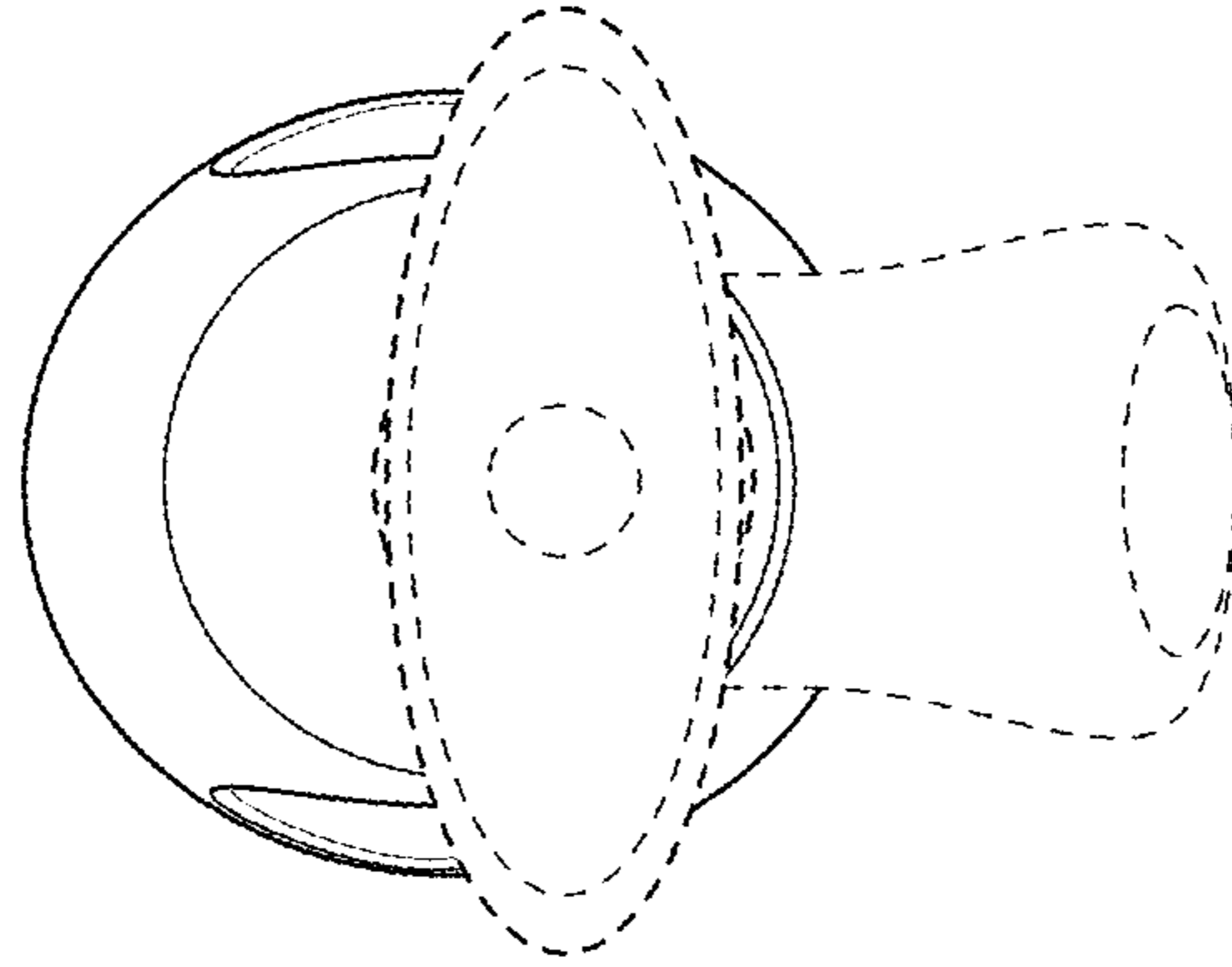


FIG. 6

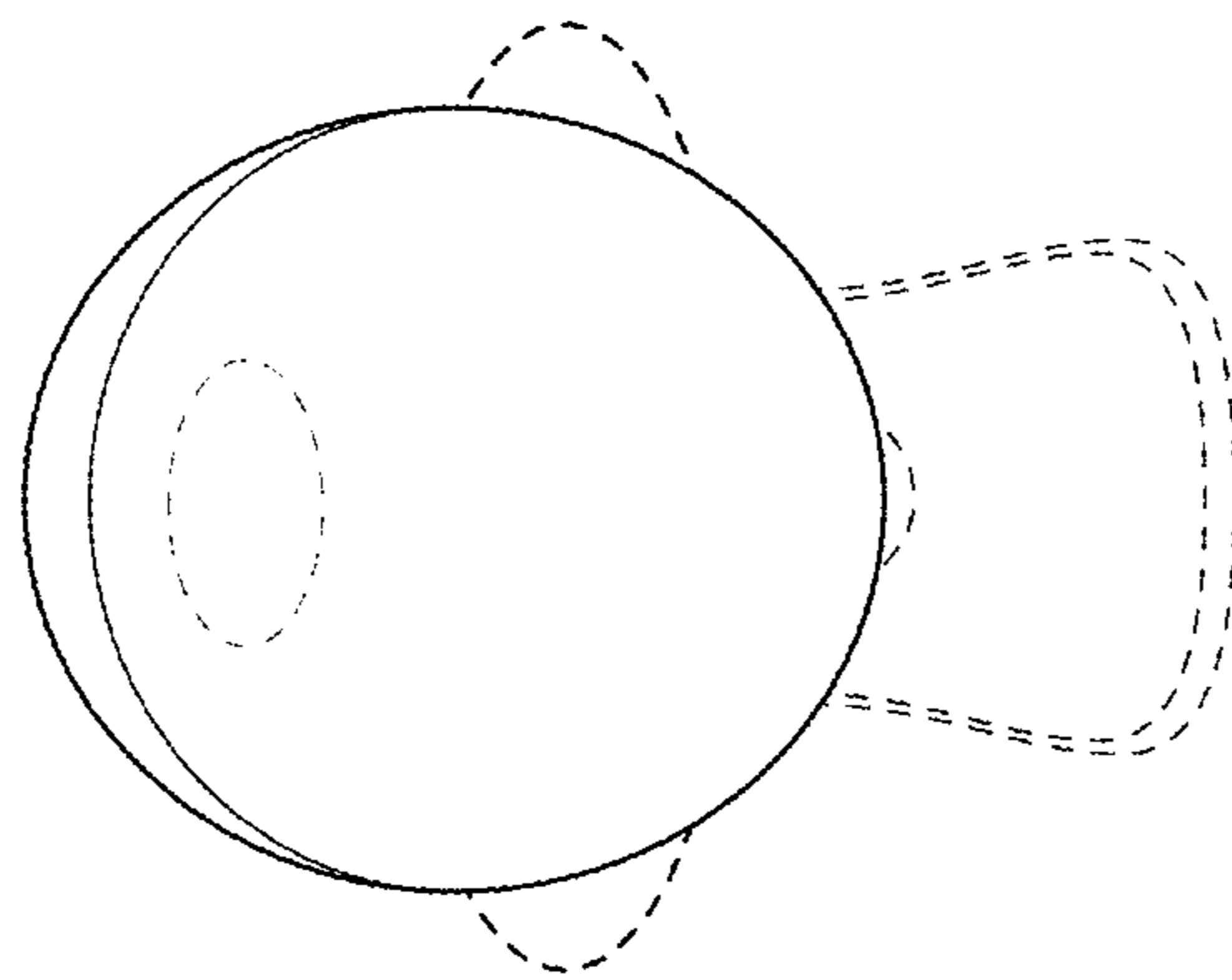


FIG. 7