



US00D788922S

(12) **United States Design Patent**  
**Unger**

(10) **Patent No.:** **US D788,922 S**

(45) **Date of Patent:** **\*\* Jun. 6, 2017**

(54) **CLIP APPLICATOR**

(71) Applicant: **KARL STORZ GmbH & Co. KG,**  
Tuttlingen (DE)

(72) Inventor: **Tobias Unger,** Tuttlingen (DE)

(73) Assignee: **KARL STORZ GmbH & Co. KG,**  
Tuttlingen (DE)

(\*\*) Term: **15 Years**

(21) Appl. No.: **29/564,585**

(22) Filed: **May 13, 2016**

(30) **Foreign Application Priority Data**

Nov. 13, 2015 (EM) ..... 002858118-0002

(51) **LOC (10) Cl.** ..... **24-02**

(52) **U.S. Cl.**  
USPC ..... **D24/143**

(58) **Field of Classification Search**  
USPC ..... D24/143, 145-146; 606/167, 205-206  
CPC . A61B 17/282; A61B 17/2841; A61B 17/068;  
A61B 17/29; A61B 17/2909; A61B  
17/122; A61B 17/1225; A61B 17/1285;  
A61B 17/10; A61B 17/128  
See application file for complete search history.

(56) **References Cited**

**U.S. PATENT DOCUMENTS**

D305,064 S \* 12/1989 Mulhauser ..... D24/143  
D320,654 S \* 10/1991 Green ..... D24/143

D354,564 S \* 1/1995 Medema ..... D24/145  
5,833,696 A \* 11/1998 Whitfield ..... A61B 17/1285  
606/143  
6,059,799 A \* 5/2000 Aranyi ..... A61B 17/1285  
606/143  
7,637,917 B2 \* 12/2009 Whitfield ..... A61B 17/1285  
606/143  
9,011,464 B2 \* 4/2015 Zammataro ..... A61B 17/1285  
606/142

\* cited by examiner

*Primary Examiner* — Wan Laymon

(74) *Attorney, Agent, or Firm* — Muncy, Geissler, Olds & Lowe, P.C.

(57) **CLAIM**

The ornamental design for a clip applicator, as shown and described.

**DESCRIPTION**

FIG. 1 is a front perspective view of a clip applicator according to the present invention.

FIG. 2 is a front view of the clip applicator of FIG. 1.

FIG. 3 is a rear view of the clip applicator of FIG. 1.

FIG. 4 is a left side view of the clip applicator of FIG. 1.

FIG. 5 is a right side view of the clip applicator of FIG. 1.

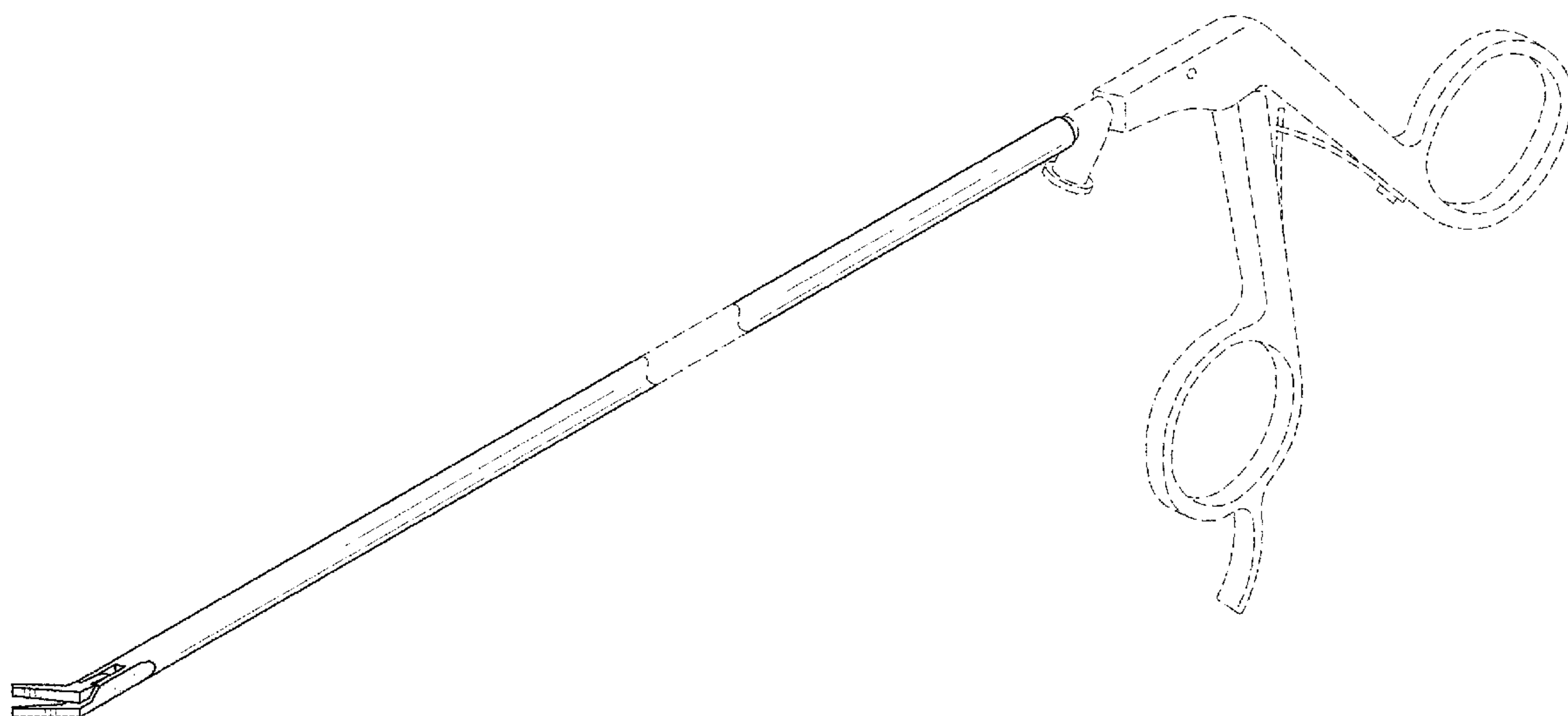
FIG. 6 is a top view of the clip applicator of FIG. 1; and,

FIG. 7 is a bottom view of the clip applicator of FIG. 1.

The dashed lines illustrate environment that does not form a part of the present invention, and no claim is made to the material illustrated with dashed lines.

The broken away symbols in the drawings indicate that any portion of the article beyond what is shown forms no part of the claimed design.

**1 Claim, 7 Drawing Sheets**



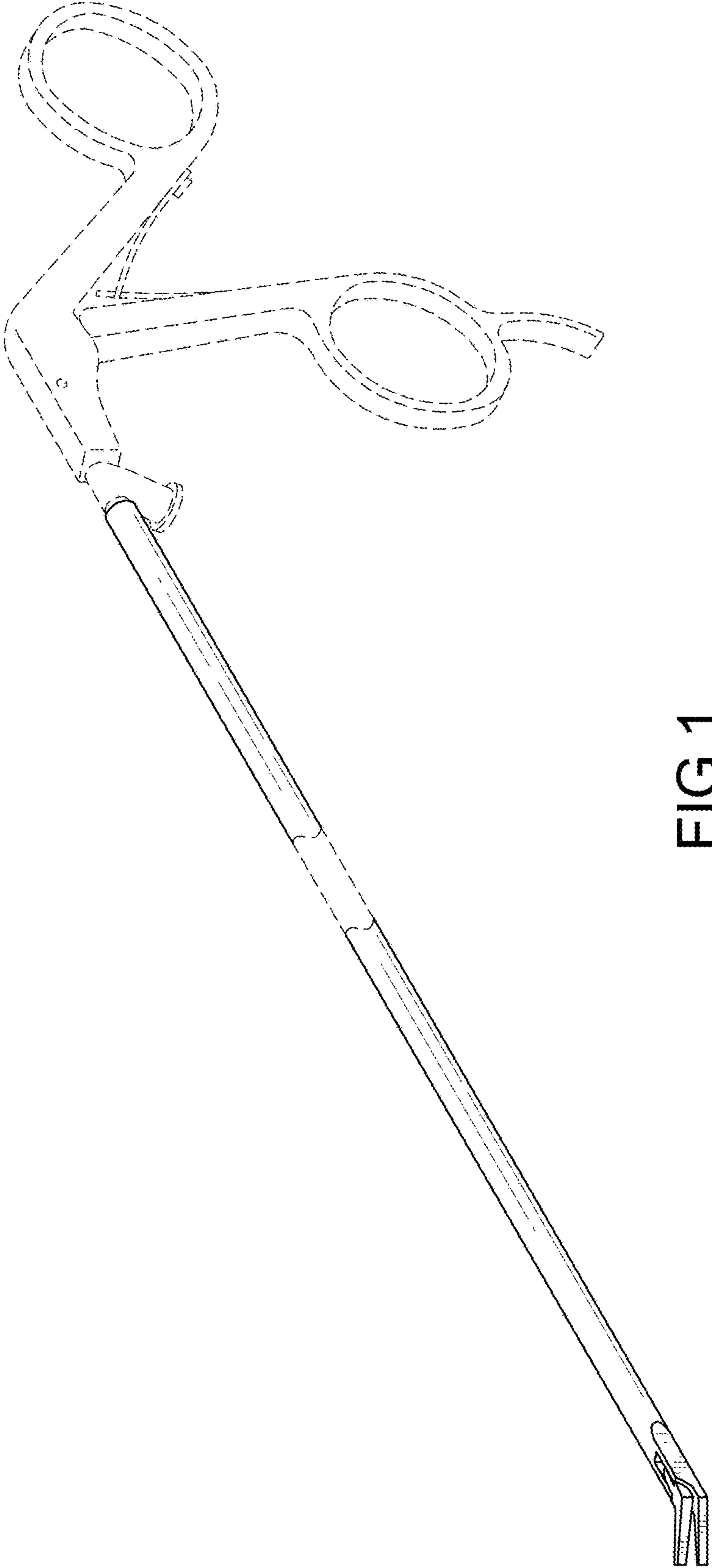


FIG. 1

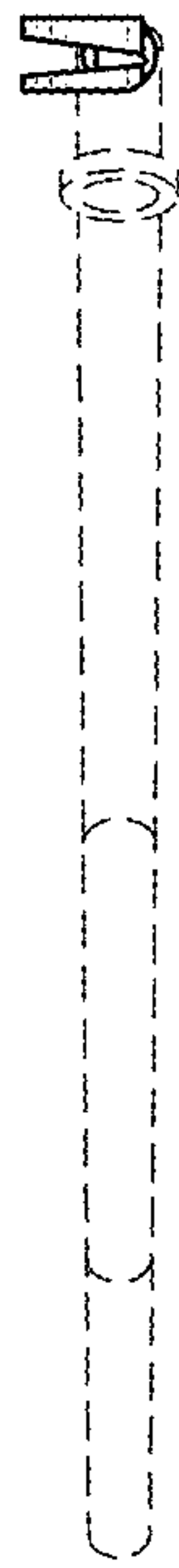


FIG.2




FIG.3

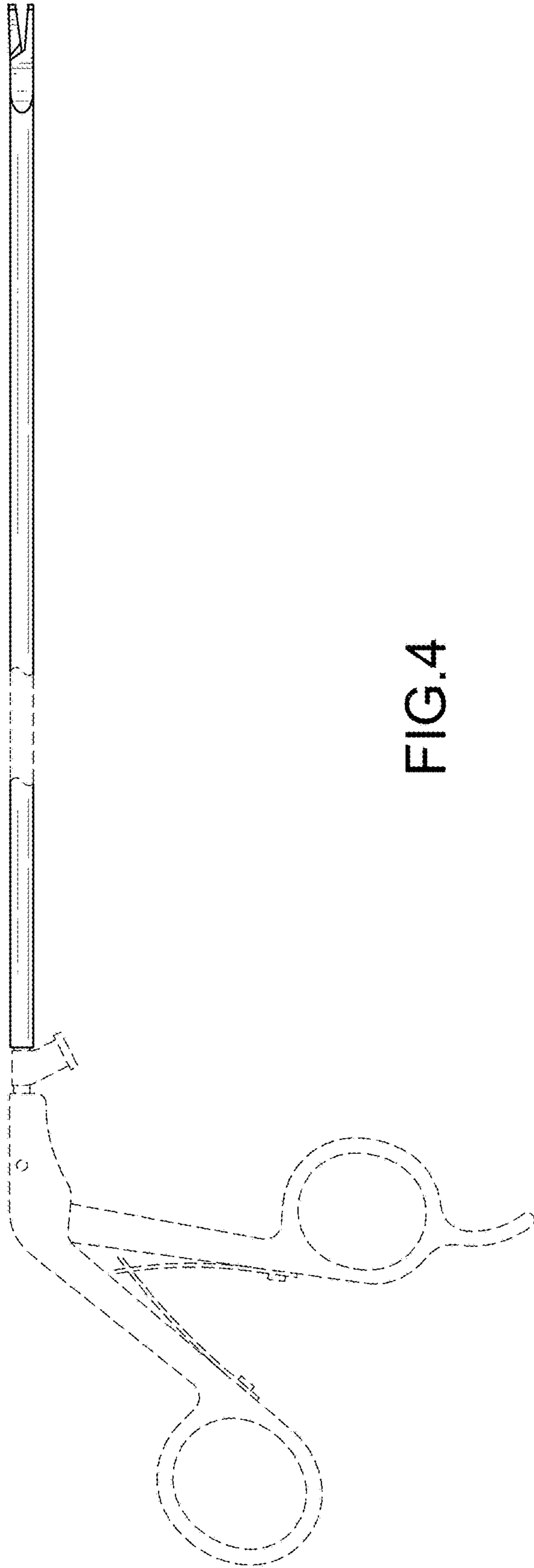


FIG.4

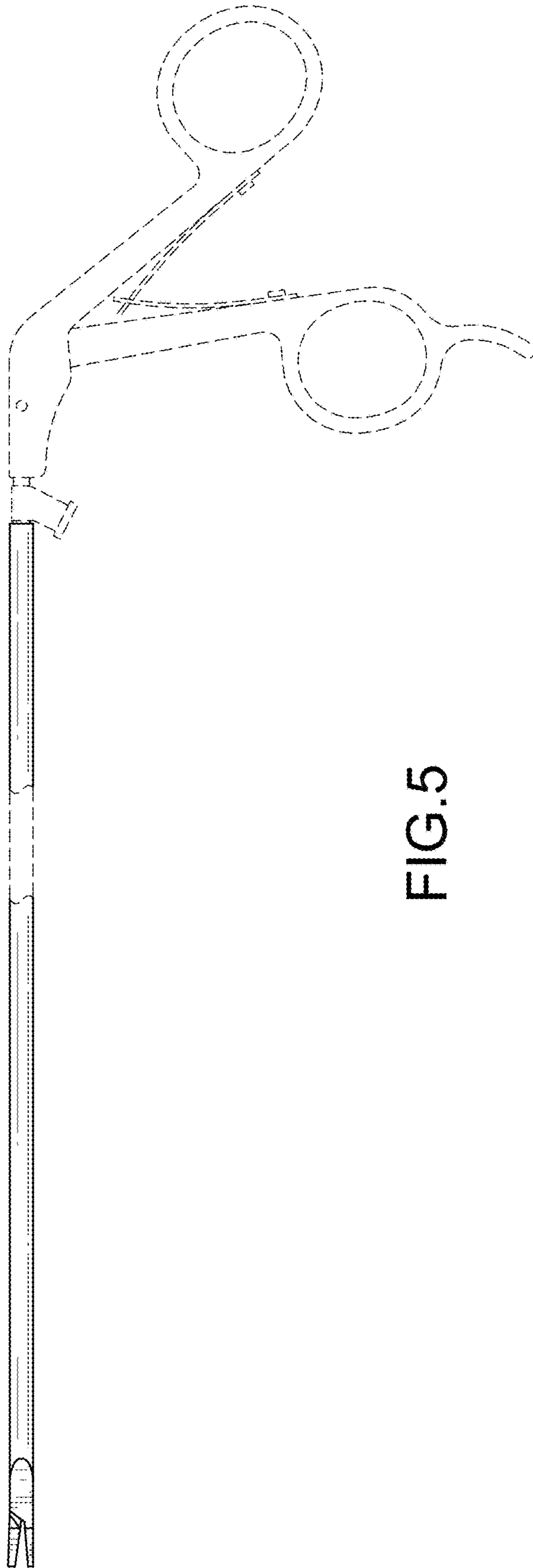


FIG.5



FIG.6



FIG.7