



US00D788921S

(12) **United States Design Patent**
Unger

(10) **Patent No.:** **US D788,921 S**

(45) **Date of Patent:** **** Jun. 6, 2017**

(54) **CLIP APPLICATOR**

(71) Applicant: **KARL STORZ GmbH & Co. KG,**
Tuttlingen (DE)

(72) Inventor: **Tobias Unger,** Tuttlingen (DE)

(73) Assignee: **KARL STORZ GmbH & Co. KG,**
Tuttlingen (DE)

(**) Term: **15 Years**

(21) Appl. No.: **29/564,342**

(22) Filed: **May 12, 2016**

(30) **Foreign Application Priority Data**

Nov. 13, 2015 (EM) 002858118-0001

(51) **LOC (10) Cl.** **24-02**

(52) **U.S. Cl.**
USPC **D24/143**

(58) **Field of Classification Search**
USPC D24/143, 145-146; 606/167, 205-206
CPC . A61B 17/282; A61B 17/2841; A61B 17/068;
A61B 17/29; A61B 17/2909; A61B
17/122; A61B 17/1225; A61B 17/1285;
A61B 17/10; A61B 17/128
See application file for complete search history.

(56) **References Cited**

U.S. PATENT DOCUMENTS

D305,064 S * 12/1989 Mulhauser D24/143
D320,654 S * 10/1991 Green D24/143

D354,564 S * 1/1995 Medema D24/145
5,833,696 A * 11/1998 Whitfield A61B 17/1285
606/143
6,059,799 A * 5/2000 Aranyi A61B 17/1285
606/143
7,637,917 B2 * 12/2009 Whitfield A61B 17/1285
606/143
9,011,464 B2 * 4/2015 Zammataro A61B 17/1285
606/142

* cited by examiner

Primary Examiner — Wan Laymon

(74) *Attorney, Agent, or Firm* — Muncy, Geissler, Olds & Lowe, P.C.

(57) **CLAIM**

The ornamental design for a clip applicator, as shown and described.

DESCRIPTION

FIG. 1 is a front perspective view of a clip applicator according to the present invention.

FIG. 2 is a front view of the clip applicator of FIG. 1.

FIG. 3 is a rear view of the clip applicator of FIG. 1.

FIG. 4 is a left side view of the clip applicator of FIG. 1.

FIG. 5 is a right side view of the clip applicator of FIG. 1.

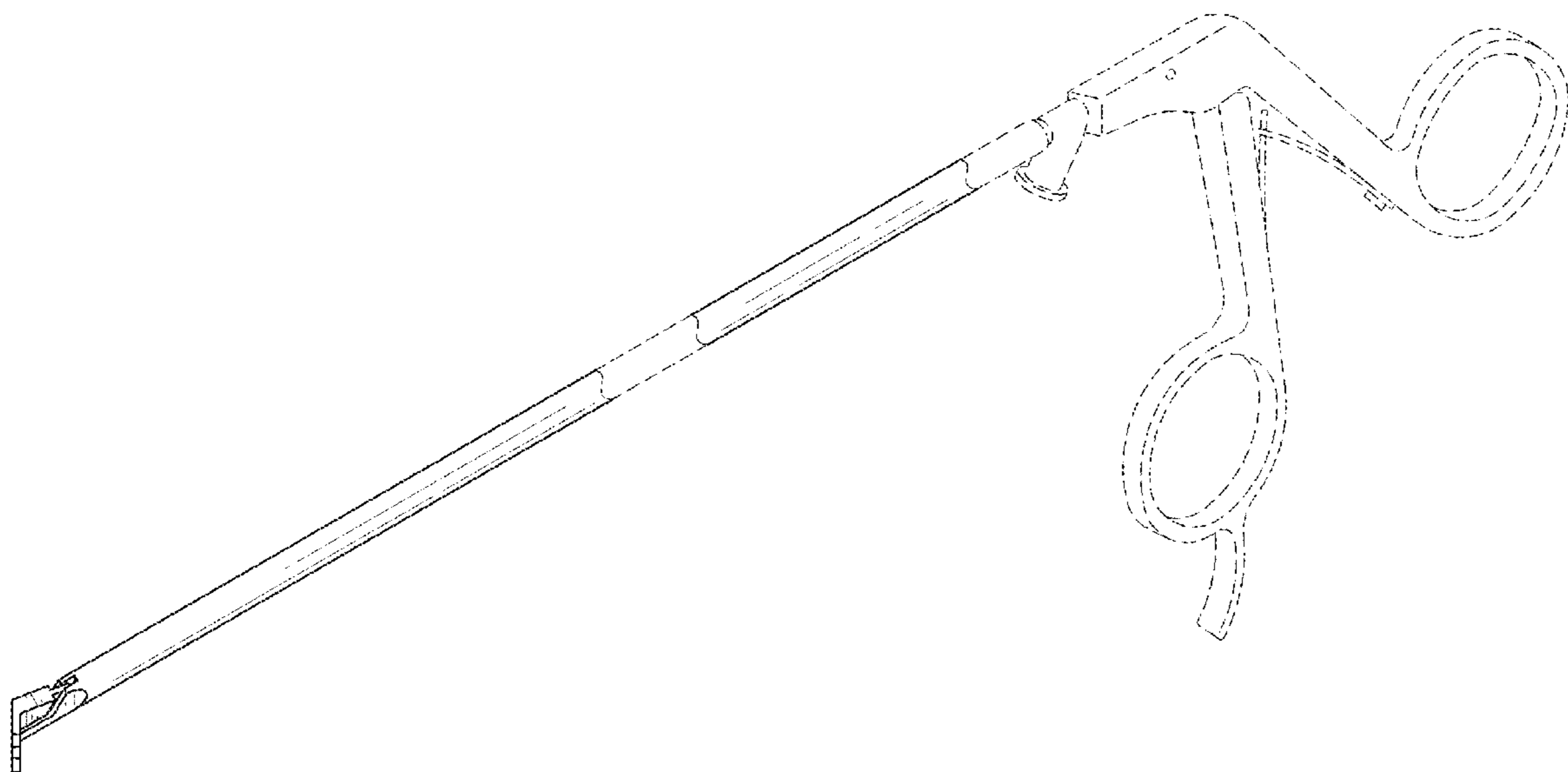
FIG. 6 is a top view of the clip applicator of FIG. 1; and,

FIG. 7 is a bottom view of the clip applicator of FIG. 1.

The dashed lines illustrate environment that does not form a part of the present invention, and no claim is made to the material illustrated with dashed lines.

The broken away symbols in the drawings indicate that any portion of the article beyond what is shown forms no part of the claimed design.

1 Claim, 7 Drawing Sheets



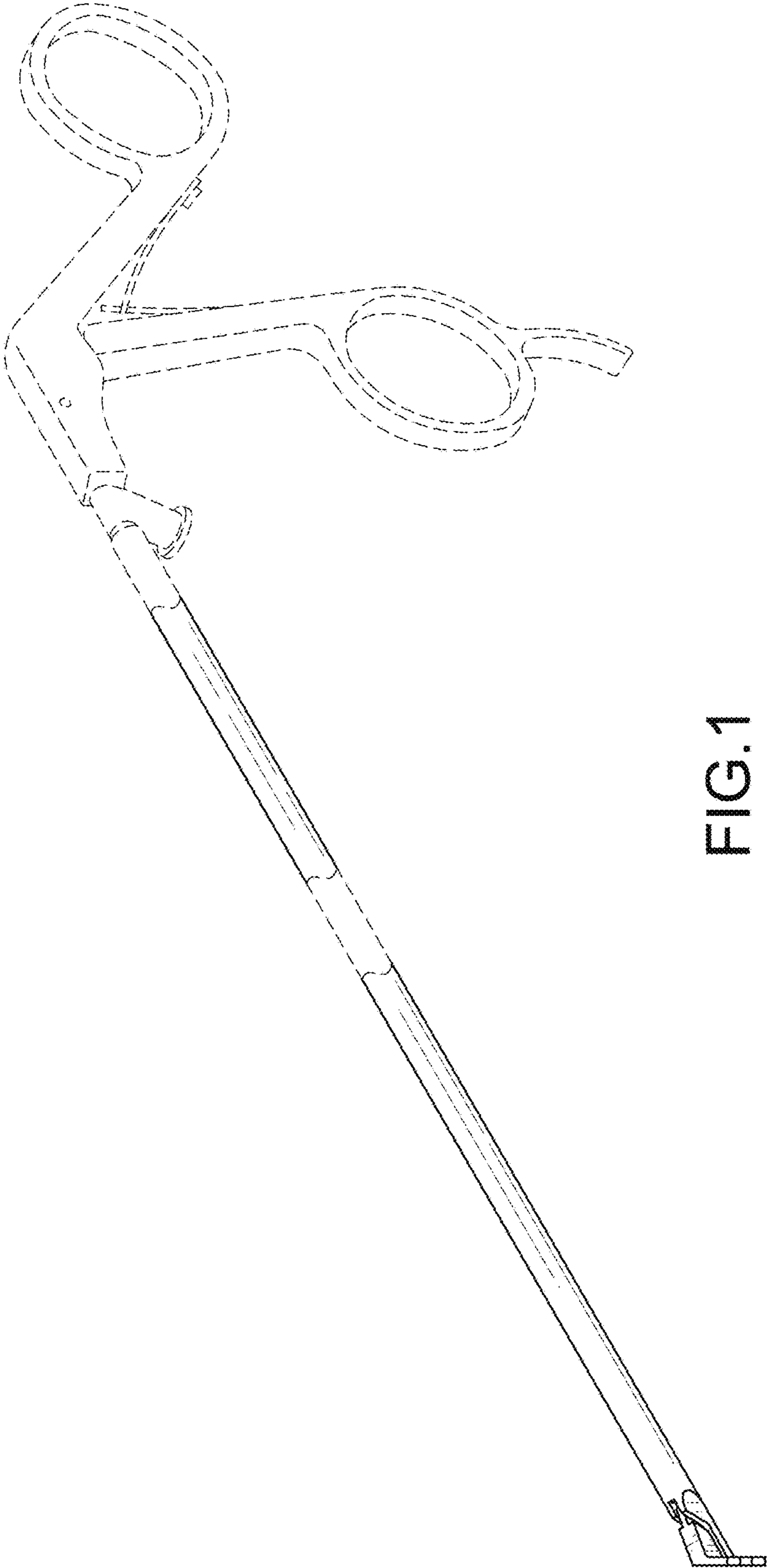


FIG. 1

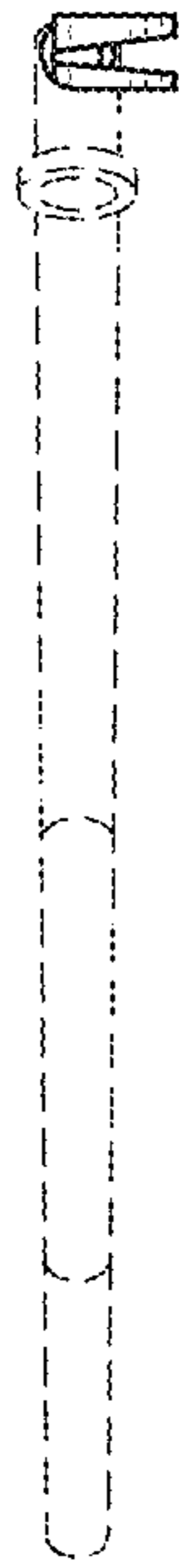


FIG.2




FIG.3



FIG.4

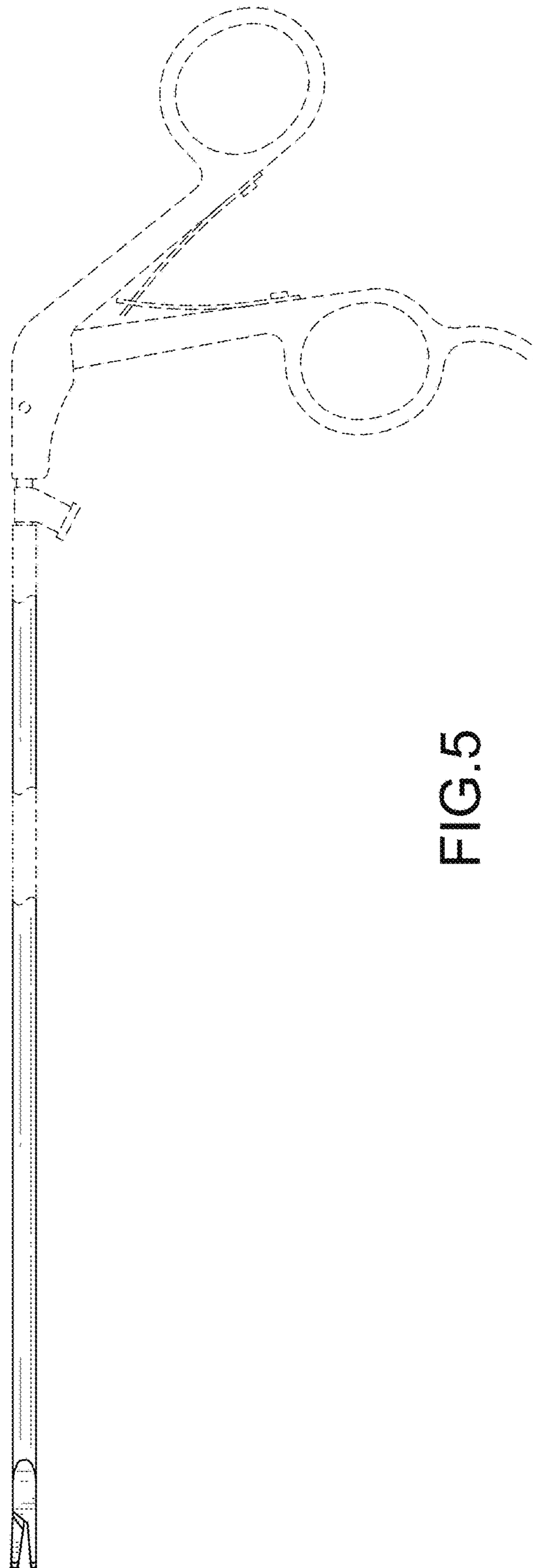


FIG.5




FIG.6

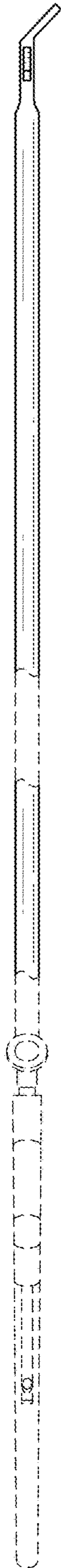


FIG.7