



US00D788913S

(12) **United States Design Patent** (10) **Patent No.:** **US D788,913 S**
Pepper et al. (45) **Date of Patent:** **** Jun. 6, 2017**

(54) **NASAL DILATOR DEVICE**

(71) Applicant: **ASAP BreatheAssist Pty Ltd**, Victoria (AU)

(72) Inventors: **Elizabeth Jane Pepper**, Victoria (AU); **Michael Ralph Burgess Johnson**, Victoria (AU); **Justin Robert Armistead**, Victoria (AU); **Toby James Hartley**, Victoria (AU)

(73) Assignee: **ASAP BREATHEASSIST PTY LTD**, Victoria (AU)

(**) Term: **15 Years**

(21) Appl. No.: **29/531,291**

(22) Filed: **Jun. 24, 2015**

(30) **Foreign Application Priority Data**

Jan. 30, 2015 (AU) 10495/2015

(51) **LOC (10) Cl.** **24-02**

(52) **U.S. Cl.**
USPC **D24/135**

(58) **Field of Classification Search**
USPC D24/133, 135, 136, 189
(Continued)

(56) **References Cited**

U.S. PATENT DOCUMENTS

4,576,168 A 3/1986 Jalowayski
4,759,365 A 7/1988 Askinzy
(Continued)

FOREIGN PATENT DOCUMENTS

CA 2 566 268 A1 11/2004
CN 302968124 * 1/2014
(Continued)

OTHER PUBLICATIONS

Chrissports. < URL: <http://chrissports.com/products/turbine-patented-nasal-dilator>> Visited Jan. 19, 2017. Turbine Nasal Dilator.*
(Continued)

Primary Examiner — Bridget L Eland
Assistant Examiner — Lauren McVey
(74) *Attorney, Agent, or Firm* — Pillsbury Winthrop Shaw Pittman, LLP

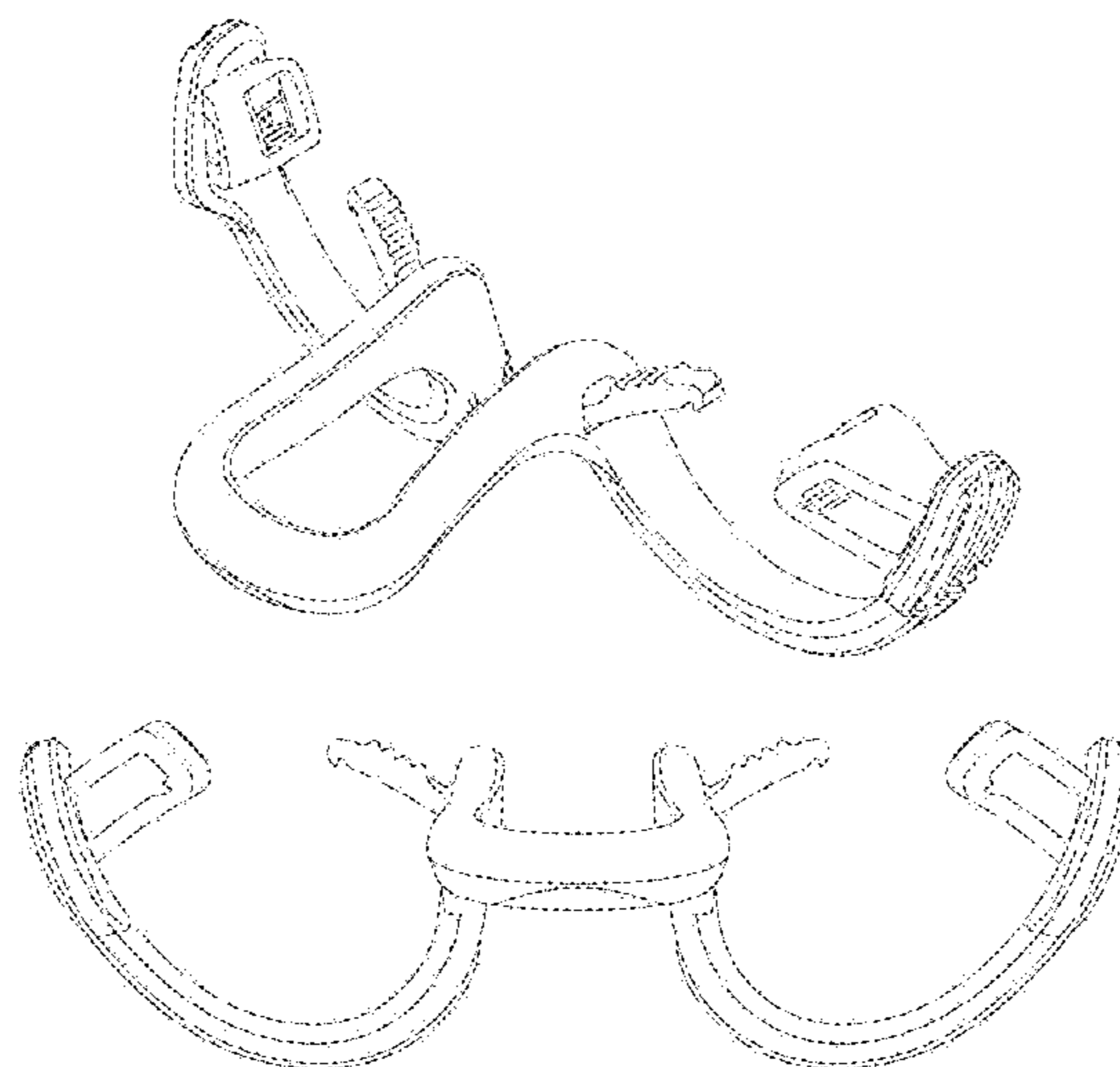
(57) **CLAIM**

The ornamental design for a nasal dilator device, as shown and described.

DESCRIPTION

FIG. 1 is an isometric front view of a nasal dilator device in an open configuration in accordance with the invention; FIG. 2 is a top plan view of the nasal dilator in the open configuration; FIG. 3 is a bottom plan view of the nasal dilator in the open configuration; FIG. 4 is a front elevation view of the nasal dilator in the open configuration; FIG. 5 is a rear elevation view of the nasal dilator in the open configuration; FIG. 6 is a left side elevation view of the nasal dilator device in the open configuration; FIG. 7 is a right side elevation view of the nasal dilator device in the open configuration; FIG. 8 is an isometric front view of a nasal dilator device in a closed configuration in accordance with the invention; FIG. 9 is a top plan view of the nasal dilator in the closed configuration; FIG. 10 is a bottom plan view of the nasal dilator in the closed configuration; FIG. 11 is a left side elevation view of the nasal dilator device in the closed configuration; and, FIG. 12 is a right side elevation view of the nasal dilator device in the closed configuration.

1 Claim, 12 Drawing Sheets



(58) **Field of Classification Search**
 CPC A61F 5/08; A61B 17/0057; A61B 1/233;
 A61M 29/00; A61M 29/02
 See application file for complete search history.

WO 96/06657 A1 3/1996
 WO 96/07099 A1 3/1996
 WO 99/36773 A1 7/1999
 WO 01/62342 A1 8/2001
 WO 02/31465 A1 4/2002
 WO 02/059569 A1 8/2002

(56) **References Cited**

U.S. PATENT DOCUMENTS

5,099,857 A 3/1992 Baldo et al.
 5,787,884 A 8/1998 Tovey
 5,895,409 A 4/1999 Mehdizadeh
 5,955,376 A 9/1999 Tovey
 6,109,262 A 8/2000 Tovey
 D438,967 S * 3/2001 Alpers D24/135
 6,270,512 B1 8/2001 Rittmann
 6,562,057 B2 5/2003 Santin
 7,055,523 B1 6/2006 Brown
 7,105,008 B2 9/2006 Maryanka
 D540,462 S * 4/2007 Groeneveld D24/106
 7,318,438 B2 1/2008 Brown
 7,390,331 B2 6/2008 Santin et al.
 D575,397 S * 8/2008 Noce D24/135
 7,461,651 B2 12/2008 Brown
 7,727,252 B2 6/2010 Maryanka
 7,740,643 B2 6/2010 Maryanka
 8,048,102 B2 11/2011 Thomas
 D652,143 S 1/2012 Brown
 8,262,688 B2 9/2012 Santin et al.
 D670,382 S * 11/2012 Noce D24/135
 8,403,954 B2 3/2013 Santin et al.
 8,491,622 B2 7/2013 Brown
 D726,312 S * 4/2015 Johnson D24/135
 D753,821 S * 4/2016 Pepper D24/135
 D754,850 S * 4/2016 Pepper D24/135
 D754,851 S * 4/2016 Pepper D24/135
 D759,239 S * 6/2016 Hartley D24/135
 D774,648 S * 12/2016 Johnson D24/135
 2003/0106555 A1 6/2003 Tovey
 2003/0144684 A1 7/2003 Ogle
 2010/0063523 A1 3/2010 Tale
 2010/0087749 A1 4/2010 Tovey
 2011/0270297 A1* 11/2011 Judd A61F 5/08
 606/199
 2012/0330345 A1* 12/2012 Tasca A61F 5/08
 606/199
 2015/0196420 A1* 7/2015 Ede A61M 31/002
 604/285

FOREIGN PATENT DOCUMENTS

CN 303233937 * 6/2015
 EM 002376400-0001 * 1/2014
 EM 002444562-0001 * 5/2014
 EP 1 968 684 A0 9/2008
 EP 2 387 978 A2 11/2011
 IN 272761-0001 * 1/2016
 JP 11-192251 A 7/1999
 WO 88/09149 A1 12/1988

OTHER PUBLICATIONS

U.S. Appl. No. 29/493,060, filed Jun. 5, 2014, Toby James Hartly.
<http://www.amazon.com/Original-Breathe-Fit-Nasal-Dilator/dp/B0012RMWC4>, pp. 1-5 (2009).
http://www.snoringcure.ca/clipair_nasal_anti_snoring_medical_dilator_device.htm, pp. 1-2.
http://www.snoringcure.ca/breathe_ez_nasal_anti_snoring_medical_device.htm, pp. 1-2.
http://www.snoringcure.ca/nozovent_nasal_anti_snoring_medical_dilator_device.htm, pp. 1-3.
<http://web.archive.org/web/20120919034716/http://www.nasalaids.com/>, 1 pg. (2007).
<http://www.amazon.com/Flents-Breathe-Quiet-Nasal-Dilator/dp/B0019IHLR2>, pp. 1-5 (2009).
<http://web.archive.org/web/20120403154245/http://www.breathe-ezy.com.au/>, pp. 1-7 (2005).
<http://www.sanostec.com/code/productinfo.htm>, pp. 1-2 (2004).
<http://web.archive.org/web/20120209144358/http://www.maxairnosecones.com/max-air-nose-cones/>, pp. 1-5 (2012).
http://web.archive.org/web/20120820115548/http://www.magnetictherapy.co.uk/scp/SPECIALITY_PRODUCTS/SNORE_FREE.html, pp. 1-2 (2012).
<http://airwarelabs.com/>, pp. 1-5 (2014).
<http://www.amazon.com/Flents-Breathe-Well-Nasal-Dilator/dp/B001J4K5E2>, pp. 1-5 (2008).
<http://omnisleep.in/snore-pin.html>, pp. 1-2 (2010).
http://nasalpass.com/contact_us.htm, 1 pg. (2005).
http://www.oscimedsa.com/Stress_insomnie_stop, pp. 1-3.
http://www.britishsnoring.co.uk/shop/nasal_dilators/snore_no_more.php, 1 pg.
<http://www.britishsnoring.co.uk/shop/snoregem.php>, pp. 1-2 (2014).
<http://www.breathingrelief.com/>, 1 pg., (2012).
<http://www.woodyknows.com/>, 1 pg., (2006).
<http://www.nasilator.com/>, 1 pg., (2014).
<http://www.sanispira.it/eng/index.php>, 1 pg., (2010).
http://breatheaide.fm.alibaba.com/product/107504591-11195414/Breathe_Aide_nasal_dilator.html.
<http://www.wellnessproducts.ch/?lan=en&page=2&id=66999>.
<http://www.benmedical.com.au/>, 1 pg (2013).
<http://www.noseglobes.com/index.html>. 1 pg (1999).
 U.S. Appl. No. 29/512,482, filed Dec. 19, 2014, Elizabeth Jane Pepper.
 U.S. Appl. No. 29/512,492, filed Dec. 19, 2014, Elizabeth Jane Pepper.
 U.S. Appl. No. 29/512,496, filed Dec. 19, 2014, Elizabeth Jane Pepper.

* cited by examiner

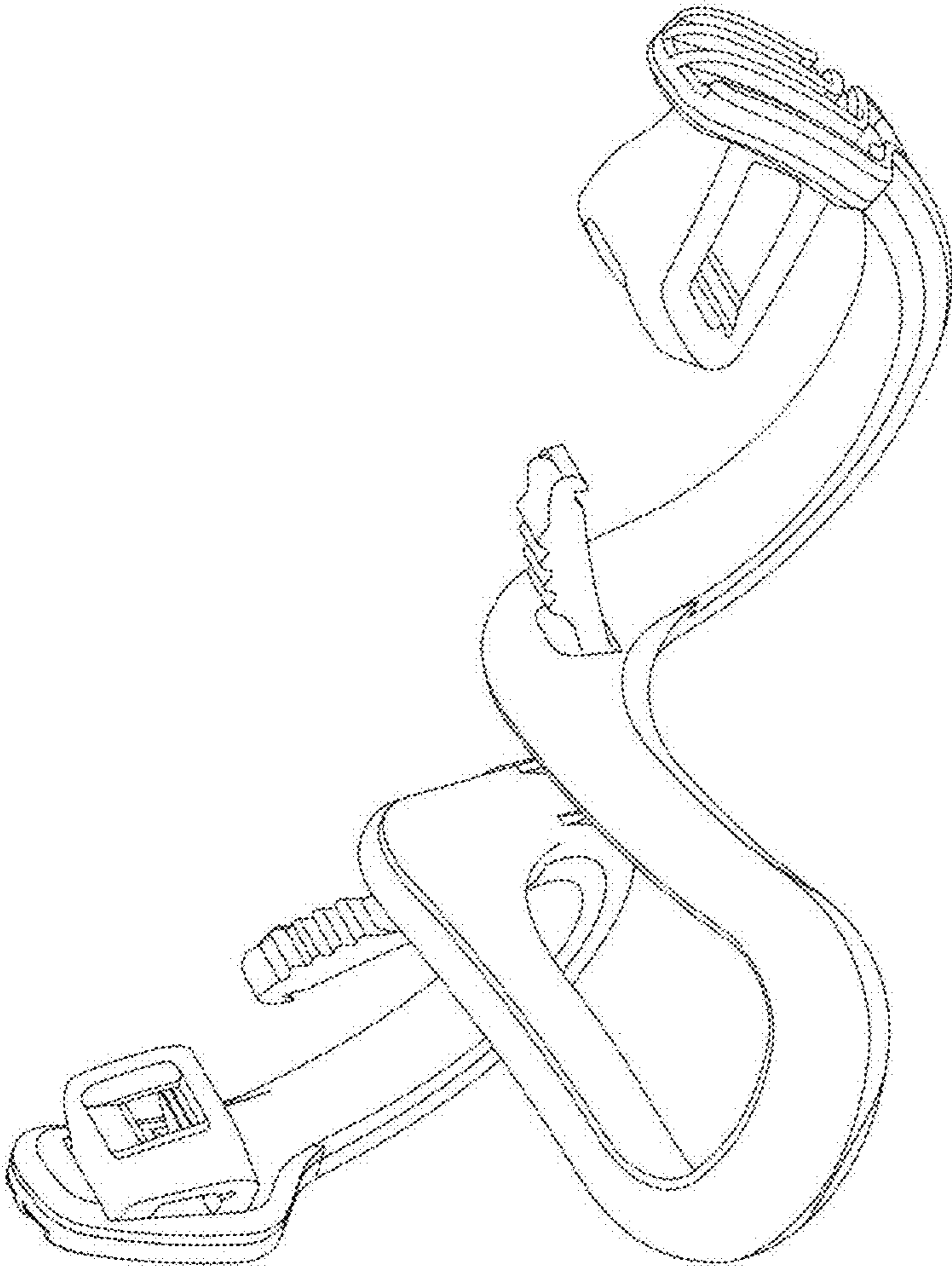


FIG. 1

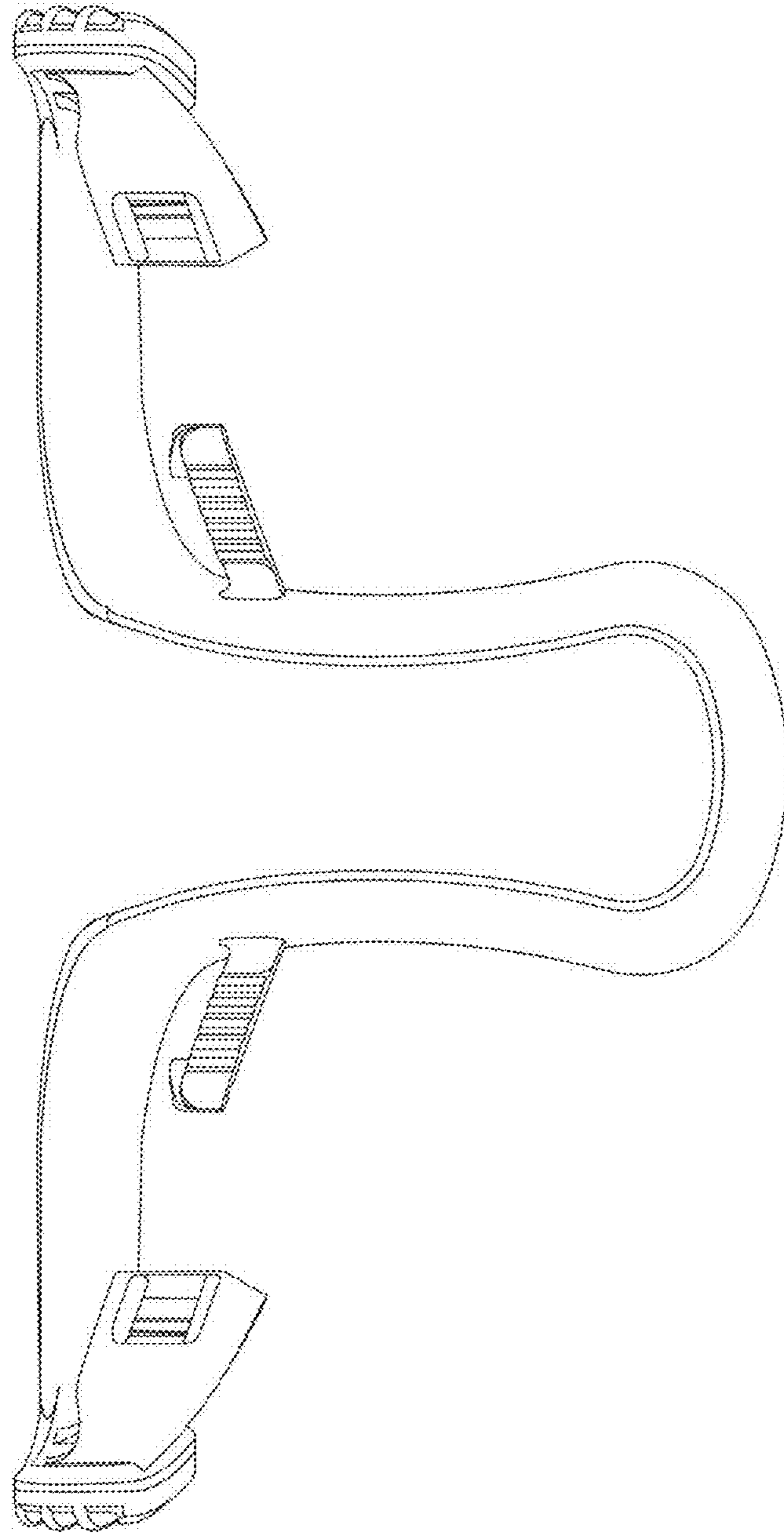


FIG. 2

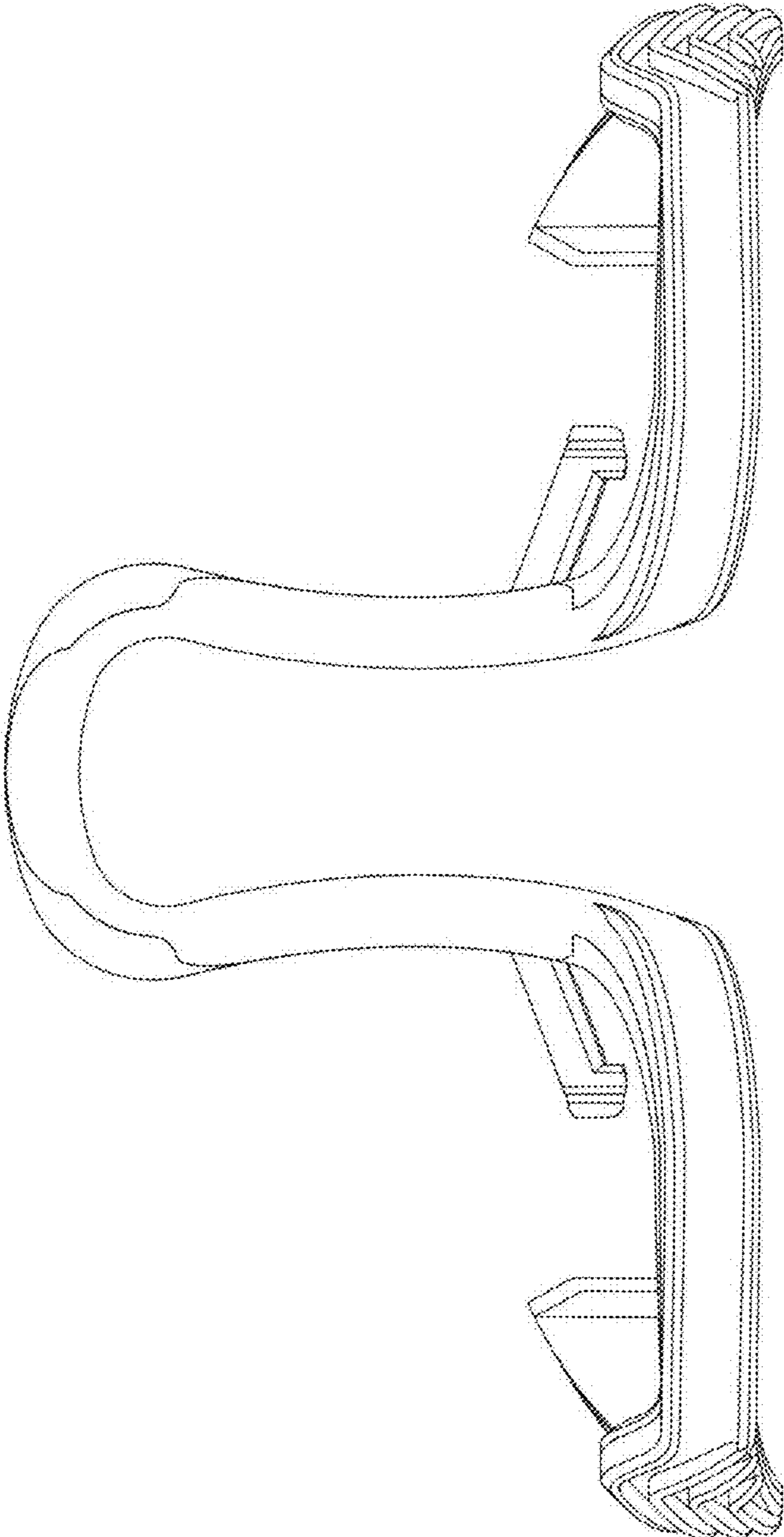


FIG. 3

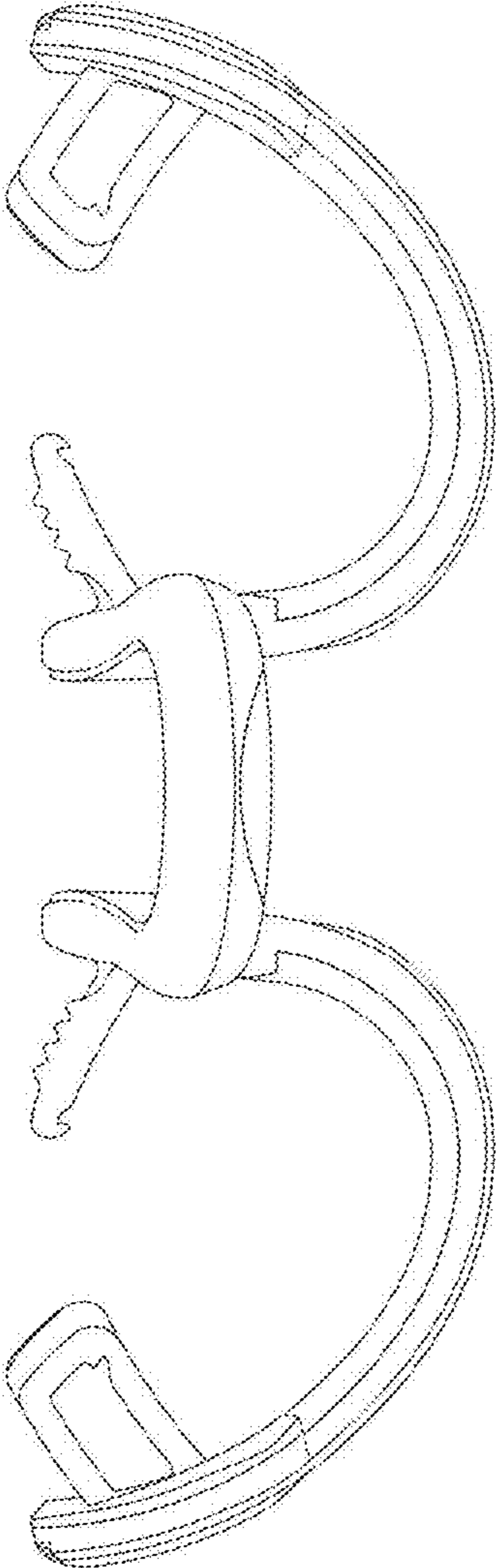


FIG. 4

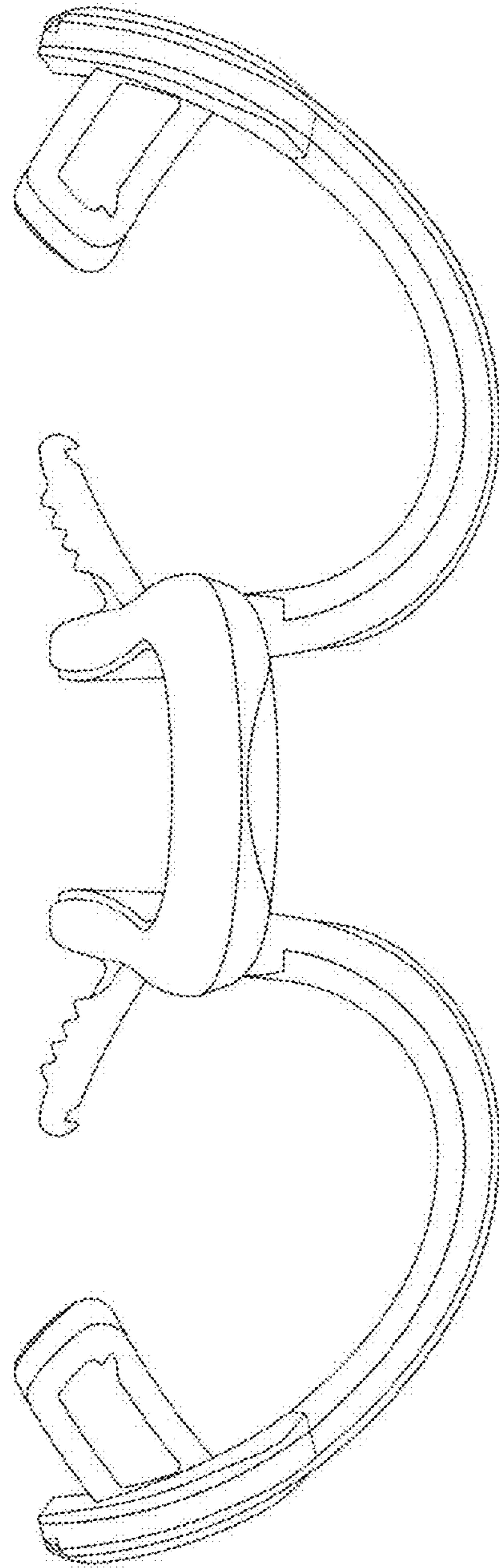


FIG. 5

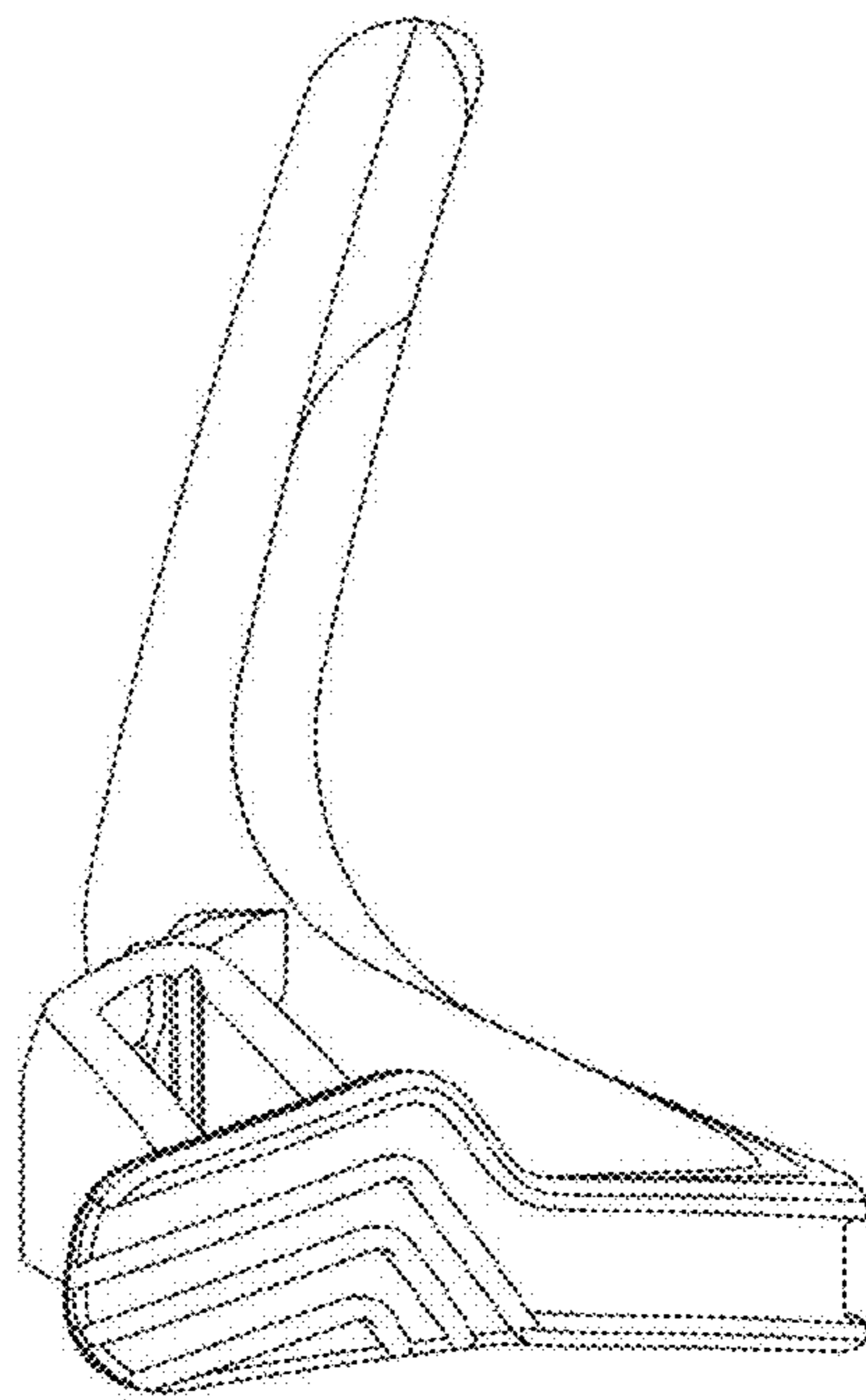


FIG. 6

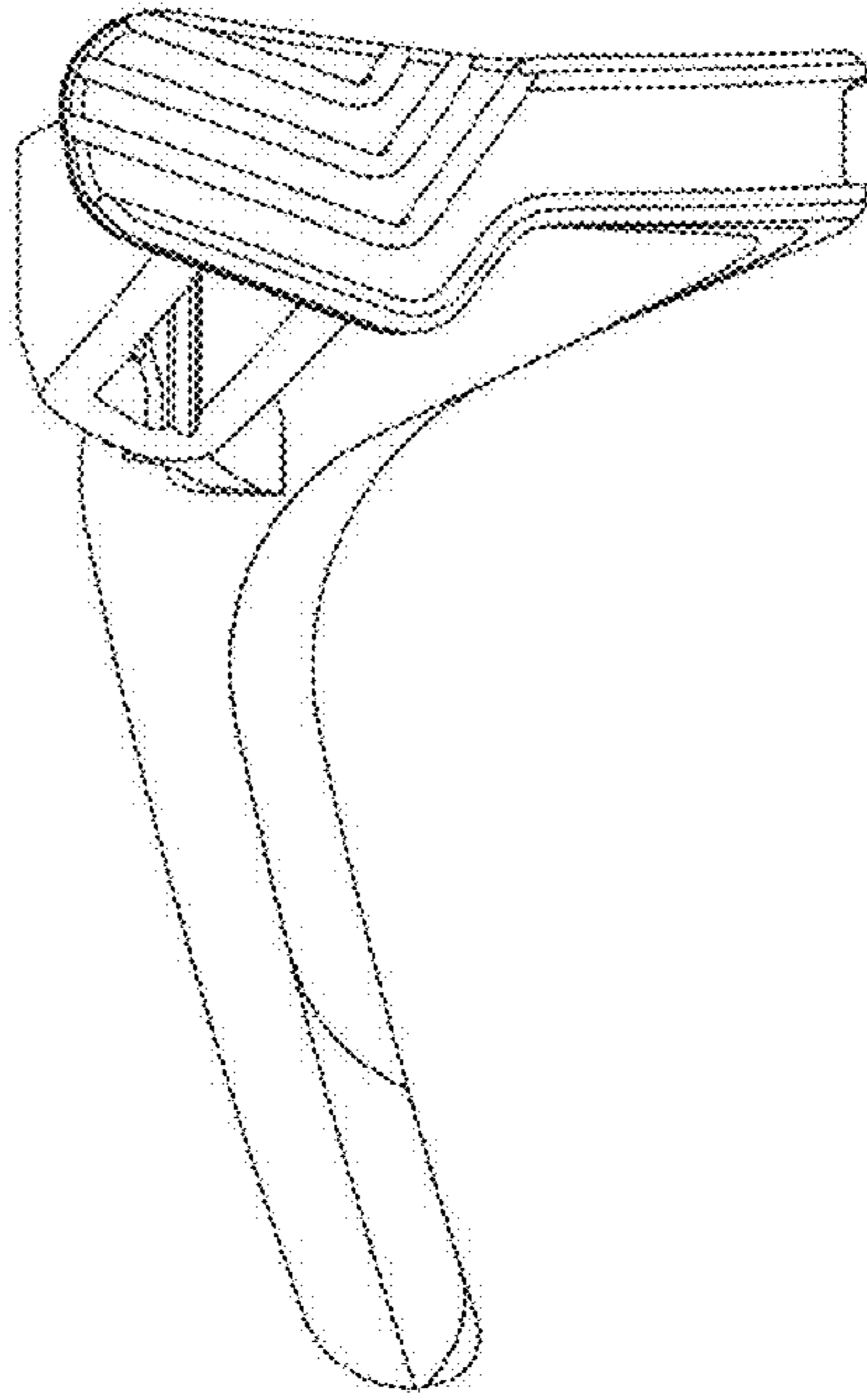


FIG. 7

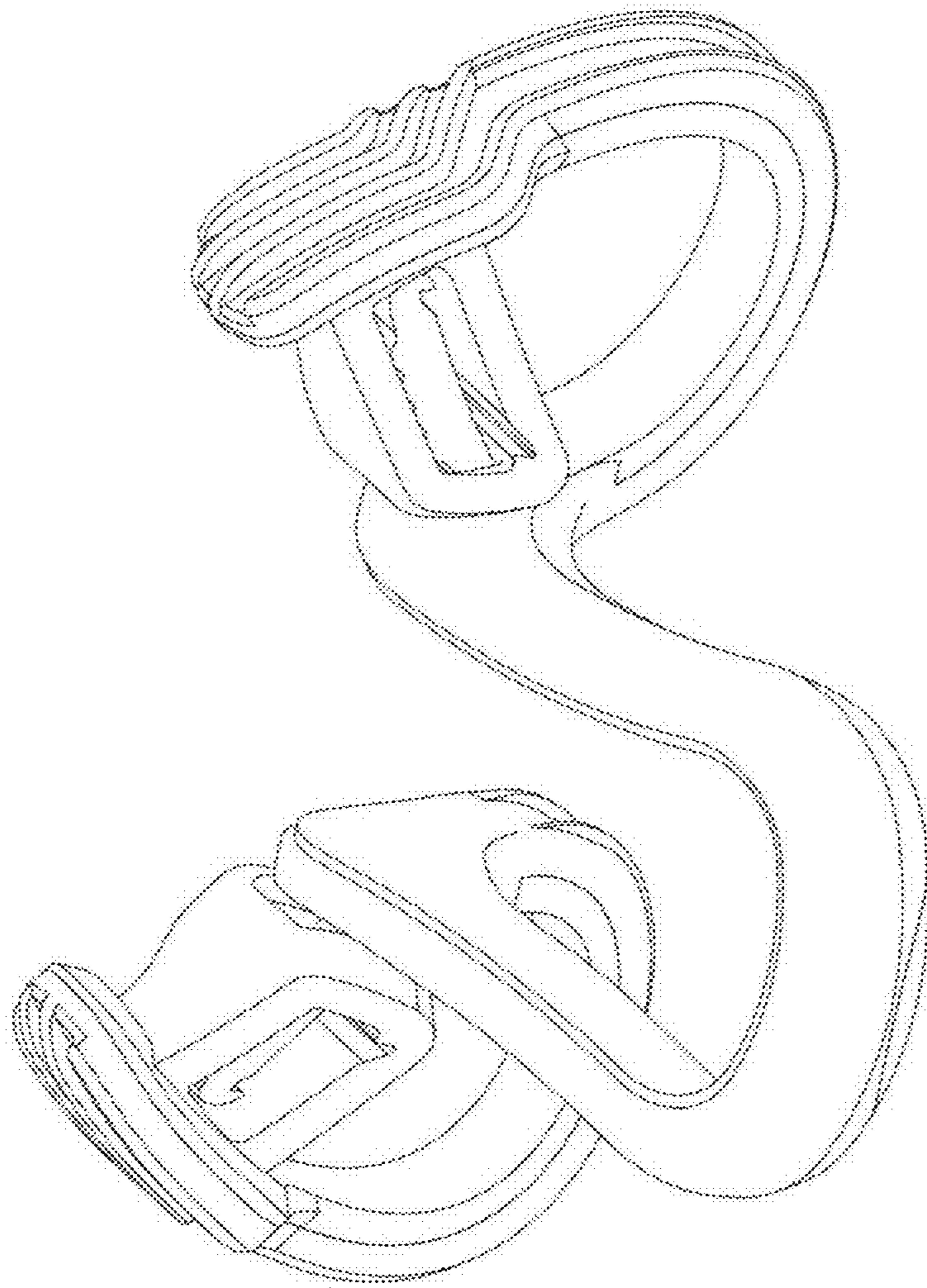


FIG. 8

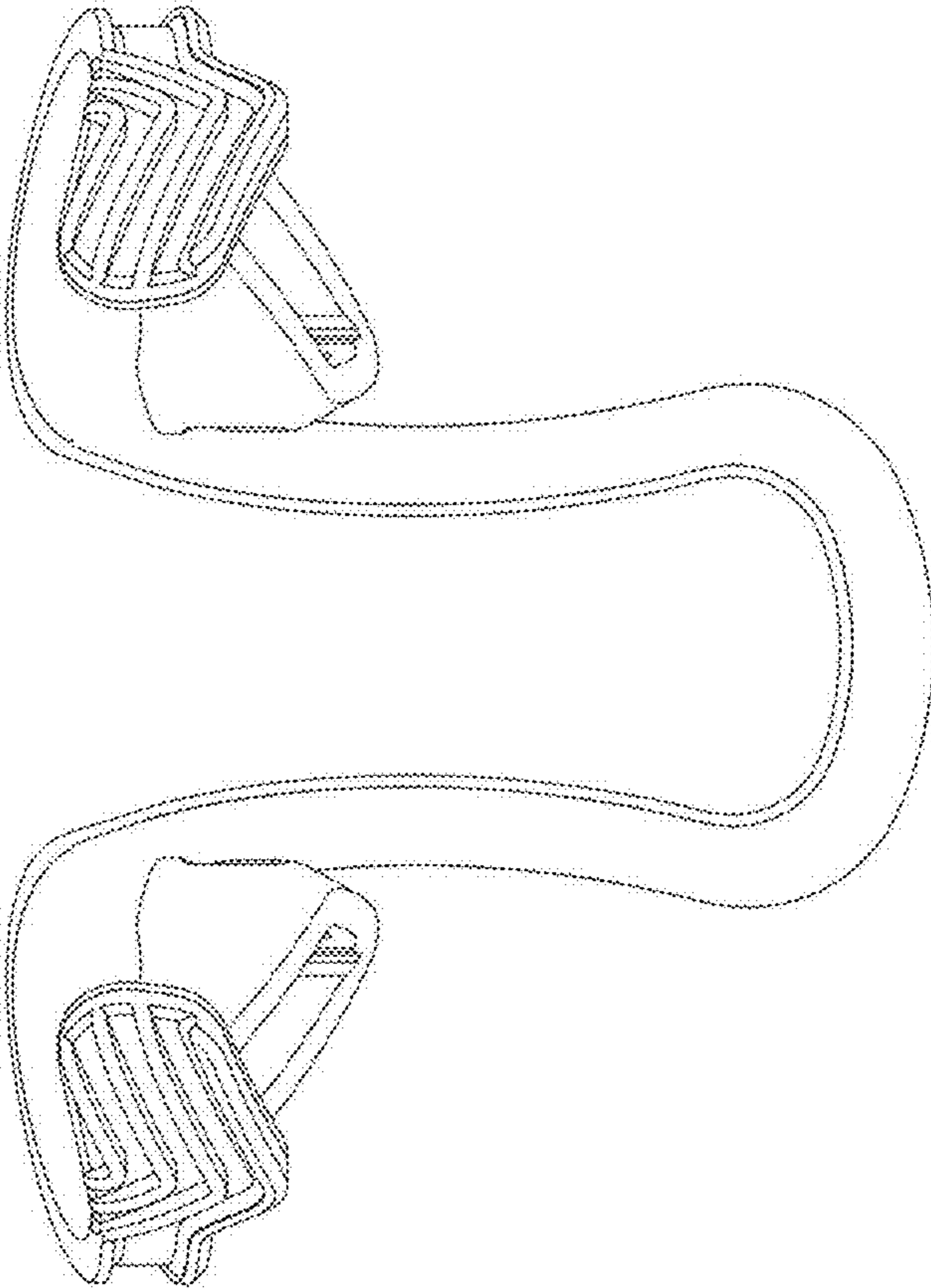


FIG. 9

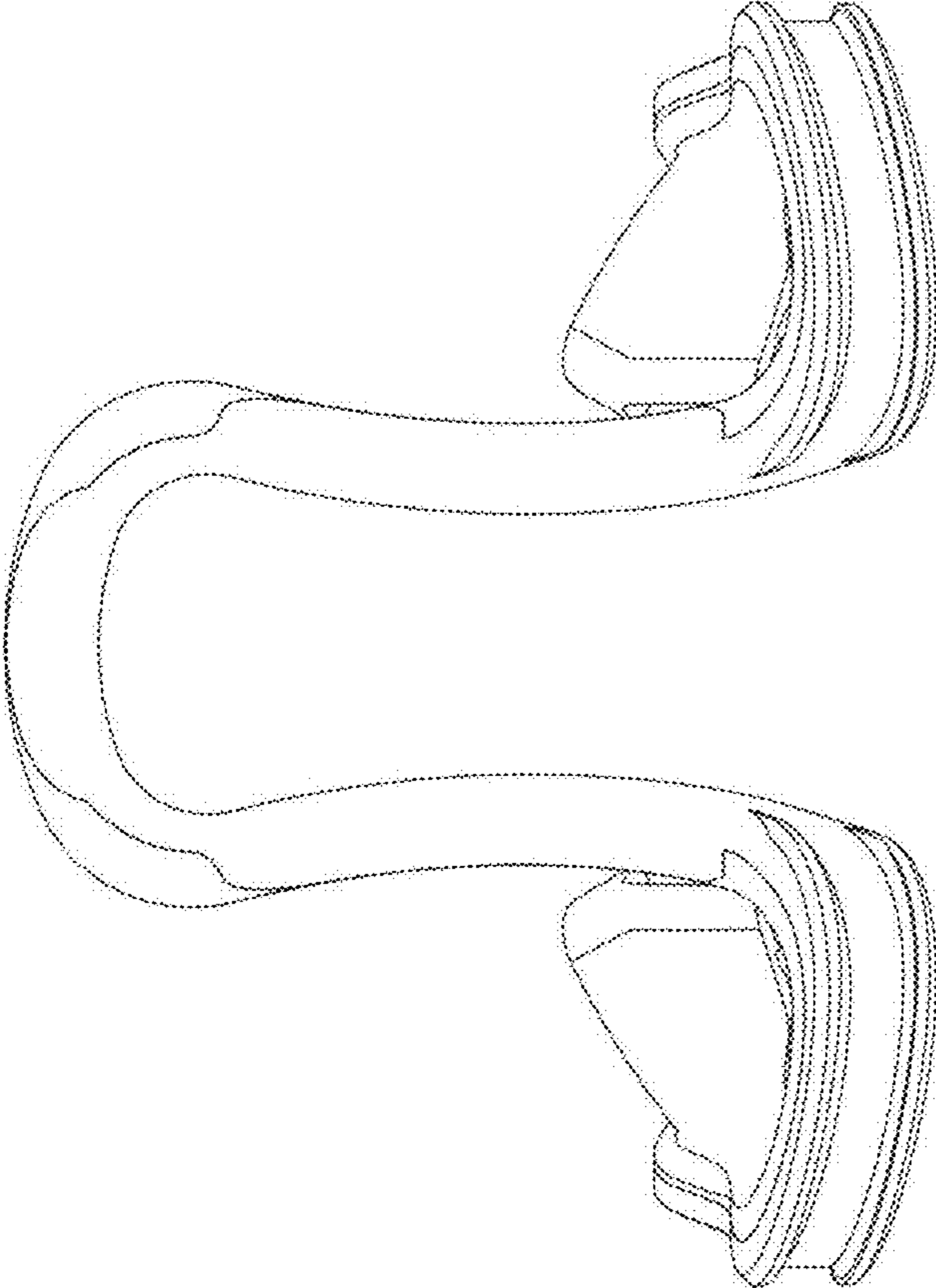


FIG. 10

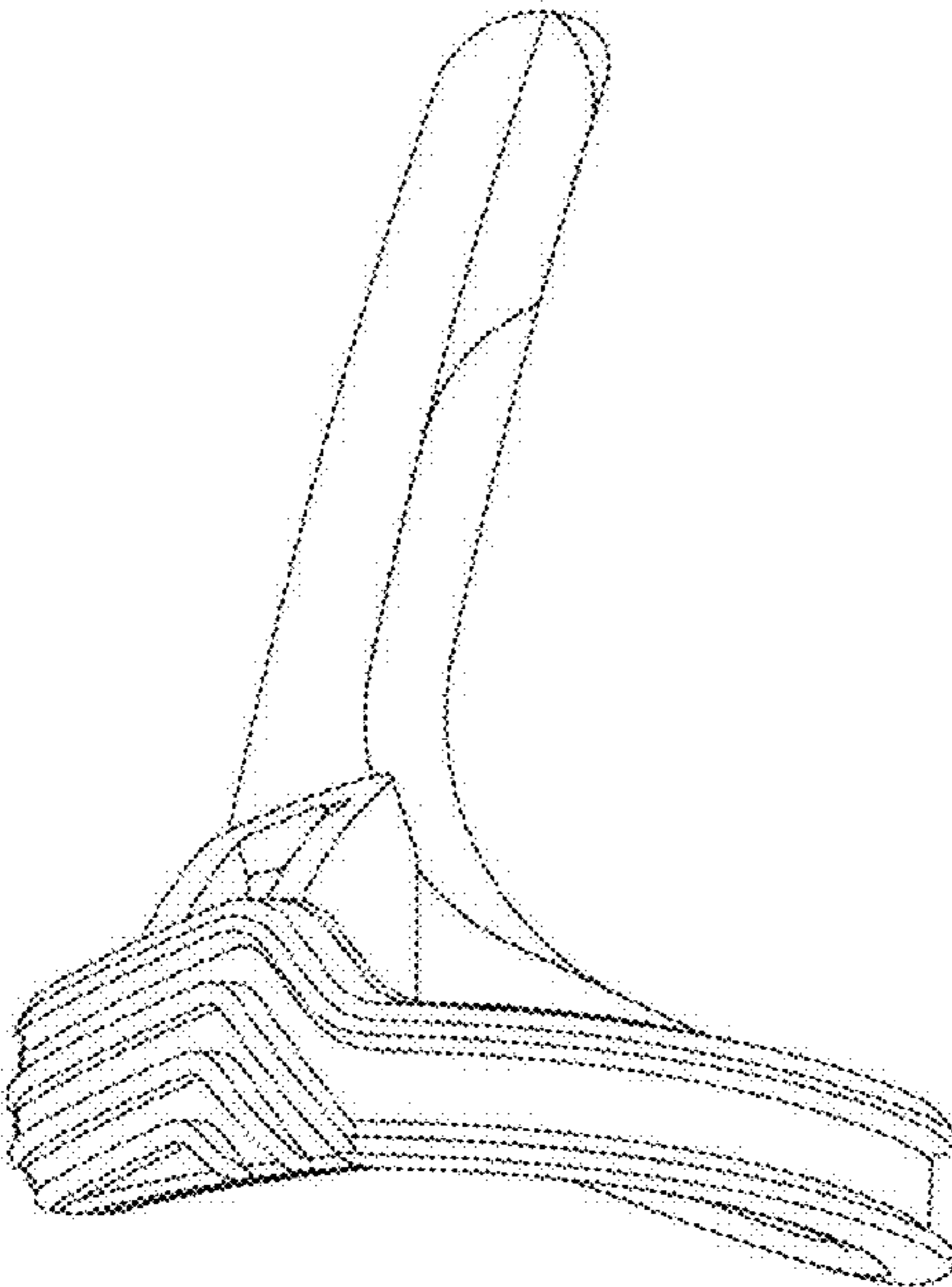


FIG. 11

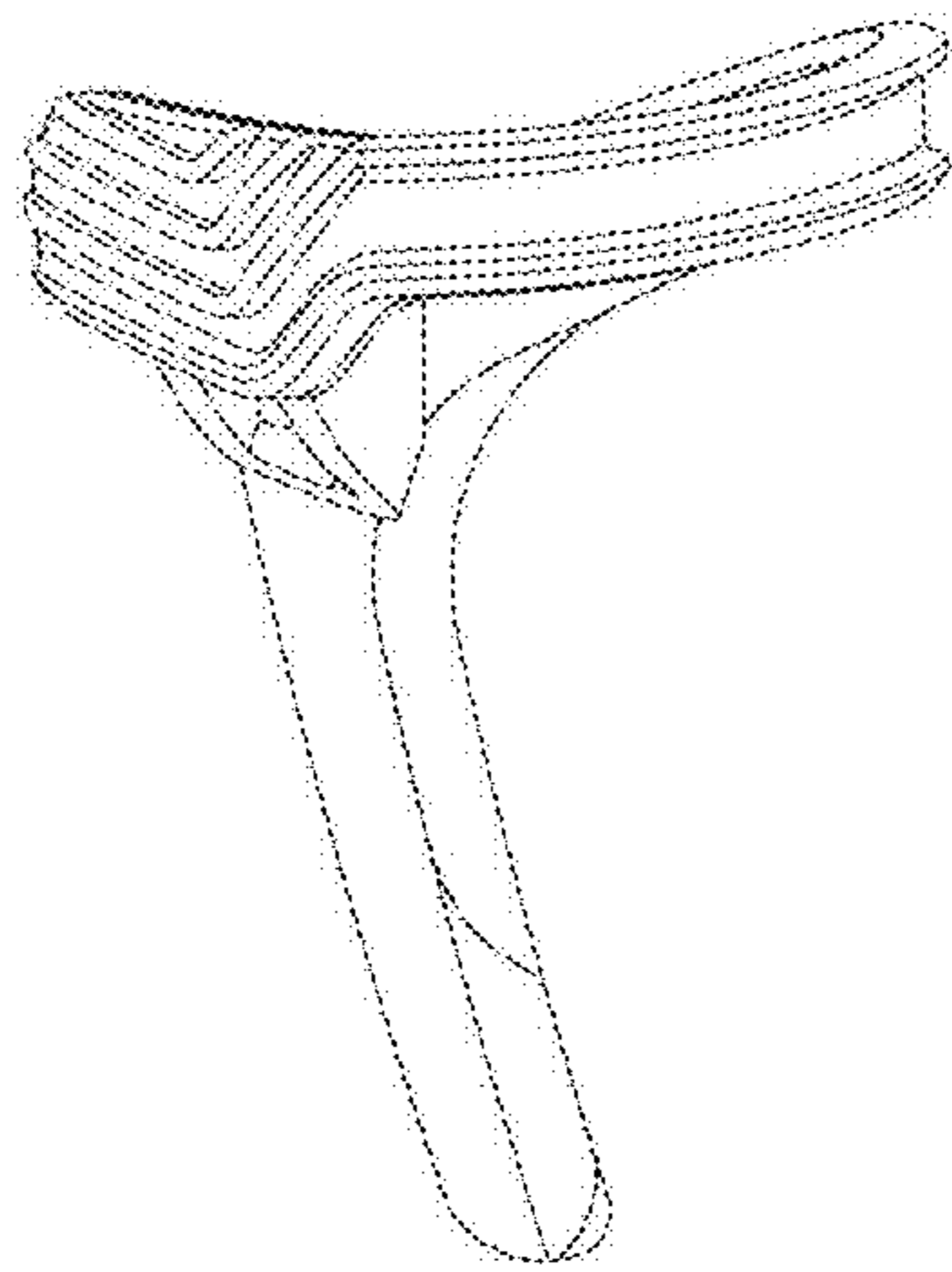


FIG. 12