



US00D788908S

(12) **United States Design Patent**
Abusaif

(10) **Patent No.:** **US D788,908 S**
(45) **Date of Patent:** **** Jun. 6, 2017**

- (54) **SWAB**
- (71) Applicant: **Khaled W. Abusaif**, Pembroke Pines, FL (US)
- (72) Inventor: **Khaled W. Abusaif**, Pembroke Pines, FL (US)
- (**) Term: **14 Years**
- (21) Appl. No.: **29/485,090**
- (22) Filed: **Mar. 14, 2014**
- (51) **LOC (10) Cl.** **24-02**
- (52) **U.S. Cl.**
USPC **D24/112**
- (58) **Field of Classification Search**
USPC D24/119, 133, 141; 606/162, 180, 167;
D28/8; 604/1, 2, 19, 3, 309, 73, 540;
132/317; 600/572; 401/196; D32/40,
D32/51, 35; D4/127, 128, 137; 15/114;
134/8, 22.1
CPC E21B 37/10; A61F 13/38; A61M 35/006
See application file for complete search history.

- 5,120,301 A * 6/1992 Wu A61M 35/006
401/132
- 5,846,215 A * 12/1998 Zygmunt A61F 13/38
604/1
- 5,927,884 A * 7/1999 Kao A45D 34/02
132/318
- 6,080,126 A * 6/2000 Zygmunt A61F 13/385
600/569
- 6,277,090 B1 * 8/2001 Crawford, Jr. A61F 15/001
15/176.2
- 6,467,982 B1 * 10/2002 Tsao A61F 13/38
401/205
- D560,800 S * 1/2008 Curtis D24/119
- 7,500,981 B1 * 3/2009 Jubrail A61F 11/006
606/162
- D603,720 S * 11/2009 Cesare D9/721
- D621,543 S * 8/2010 Zhou D24/133
- 2005/0171462 A1 * 8/2005 Tsaur A61M 35/006
604/1
- 2006/0142668 A1 * 6/2006 Triva A61B 10/0045
600/572
- 2006/0211978 A1 * 9/2006 Do A61M 35/006
604/2
- 2007/0231051 A1 * 10/2007 Flores A61M 35/006
401/132
- 2007/0299457 A1 * 12/2007 Morales A61F 11/006
606/162

(Continued)

(56) **References Cited**

U.S. PATENT DOCUMENTS

- 1,652,108 A * 12/1927 Forbis A61F 13/38
19/149
- 2,705,009 A * 3/1955 Plantinga A61F 13/38
15/104.94
- 3,586,380 A * 6/1971 Alibeckoff A61F 13/38
300/21
- 3,675,652 A * 7/1972 McPherson A61M 31/00
604/1
- 3,890,204 A * 6/1975 Avery A61B 10/0096
206/229
- 3,958,571 A * 5/1976 Bennington A61M 35/006
401/196
- 4,799,815 A * 1/1989 Barabino A61M 35/006
401/132

Primary Examiner — David Muller
Assistant Examiner — Nathan Johnston
(74) *Attorney, Agent, or Firm* — William H. Holt

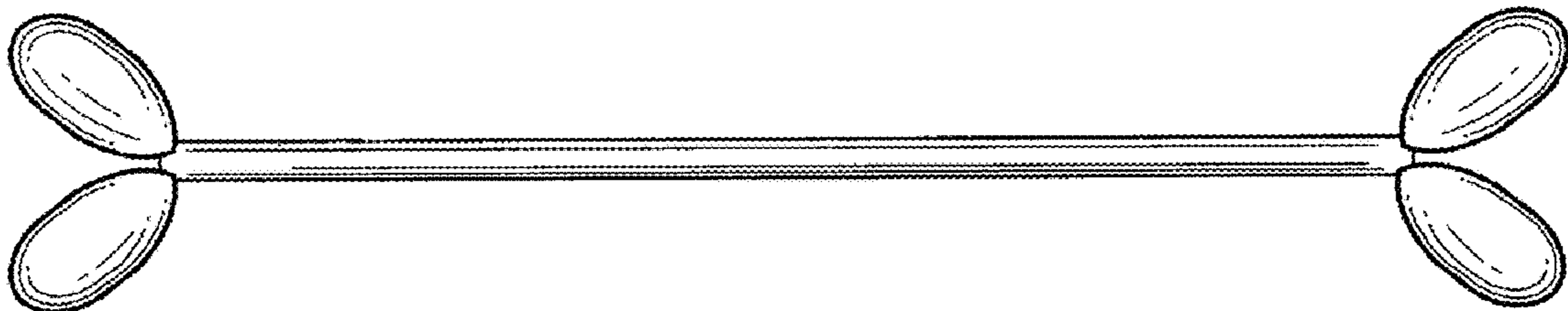
(57) **CLAIM**

The ornamental design for a swab, as shown and described.

DESCRIPTION

FIG. 1 is a plan view of a swab showing my new design.
FIG. 2 is a side elevation view thereof; and,
FIG. 3 is a front elevation view thereof.

1 Claim, 1 Drawing Sheet



(56)

References Cited

U.S. PATENT DOCUMENTS

2009/0030341 A1* 1/2009 Kshirsagar G01N 1/38
600/572
2015/0119785 A1* 4/2015 Kanu A61F 13/38
604/3
2016/0030020 A1* 2/2016 Buurstede A61B 10/0045
600/569
2016/0051415 A1* 2/2016 Kuan A61F 13/38
600/572

* cited by examiner



FIG. 1

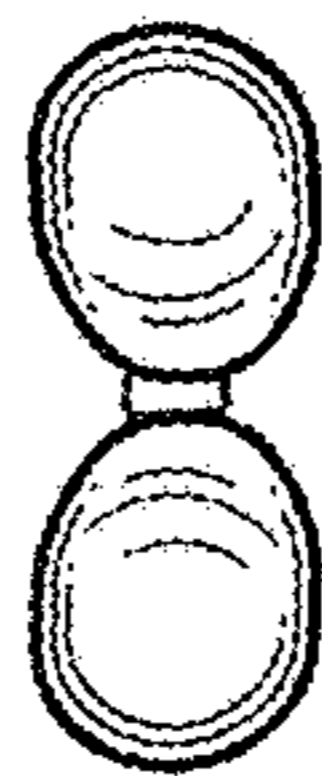


FIG. 2




FIG. 3