



US00D788895S

(12) **United States Design Patent** (10) **Patent No.:** **US D788,895 S**  
**Shin et al.** (45) **Date of Patent:** **\*\* Jun. 6, 2017**

(54) **AIR CONDITIONER**

(56) **References Cited**

(71) Applicant: **Samsung Electronics Co., Ltd.**,  
Suwon-si, Gyeonggi-do (KR)  
(72) Inventors: **Young-Sun Shin**, Seoul (KR); **Jin-Sun Park**, Seoul (KR); **Tae-Han Kim**,  
Seoul (KR)  
(73) Assignee: **SAMSUNG ELECTRONICS CO., LTD.**, Gyeonggi-Do (KR)

U.S. PATENT DOCUMENTS

D326,456 S *	5/1992	Hahn .....	D14/219
D456,071 S *	4/2002	Mattsson .....	D23/393
D466,599 S *	12/2002	Bragg .....	D23/336
D502,768 S *	3/2005	Blateri .....	D23/336
D613,829 S *	4/2010	Griffin .....	D23/260
D670,362 S *	11/2012	Eylon .....	D23/261
D705,916 S *	5/2014	Saitou .....	D23/351
D728,766 S *	5/2015	Kim .....	D23/351
D735,836 S *	8/2015	Yamagishi .....	D23/259
D743,532 S *	11/2015	Biagioli .....	D23/415
D767,750 S *	9/2016	Nakai .....	D23/388

(\*\*) Term: **15 Years**

\* cited by examiner

(21) Appl. No.: **29/559,100**

*Primary Examiner* — George D. Kirschbaum

(22) Filed: **Mar. 24, 2016**

*Assistant Examiner* — Natasha Vujcic

(30) **Foreign Application Priority Data**

(74) *Attorney, Agent, or Firm* — Cantor Colburn LLP

Oct. 14, 2015 (KR) ..... 30-2015-0051761

(51) **LOC (10) Cl.** ..... **23-04**

(52) **U.S. Cl.**

USPC ..... **D23/351**

(58) **Field of Classification Search**

USPC ..... D23/333, 335, 341, 342, 351, 353, 354,  
D23/355, 356, 359, 364, 365, 370, 385,  
D23/386, 388, 393

CPC .... F24F 1/00; F24F 1/0007; F24F 1/02; F24F  
1/08; F24F 1/42; F24F 1/56; F24F 1/60;  
F24F 3/044; F24F 3/048; F24F 3/16;  
F24F 7/00; F24F 7/04; F24F 12/001;  
F24F 12/006

See application file for complete search history.

(57) **CLAIM**

The ornamental design for an air conditioner, as shown and described.

**DESCRIPTION**

FIG. 1 is a perspective view of an air conditioner showing our new design;

FIG. 2 is a front view thereof;

FIG. 3 is a rear view thereof;

FIG. 4 is a left-side view thereof;

FIG. 5 is a right-side view thereof;

FIG. 6 is a top plan view thereof; and,

FIG. 7 is a bottom plan view thereof.

The broken lines illustrating portions of the air conditioner form no part of the claimed design.

**1 Claim, 5 Drawing Sheets**

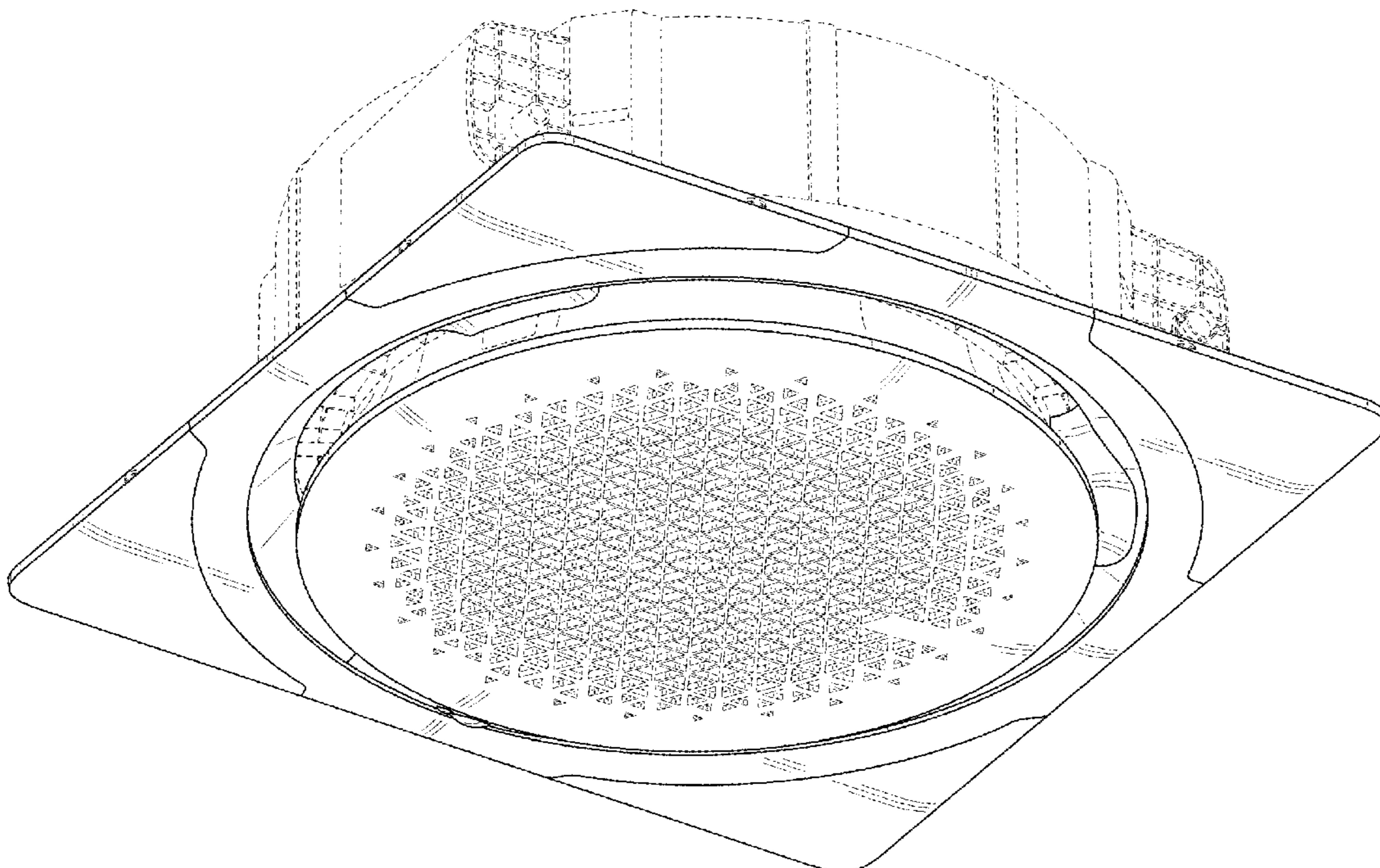


FIG. 1

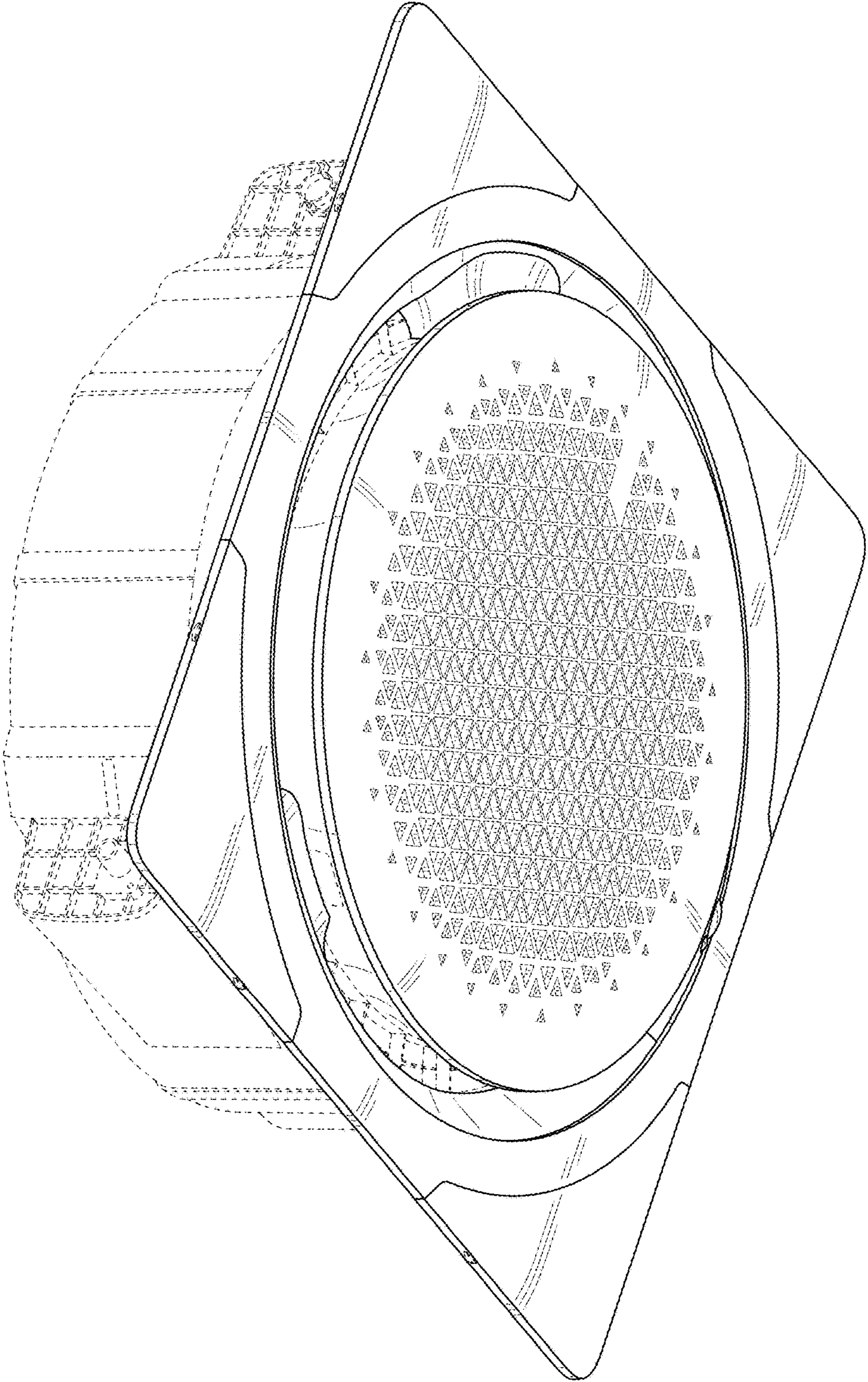


FIG. 2

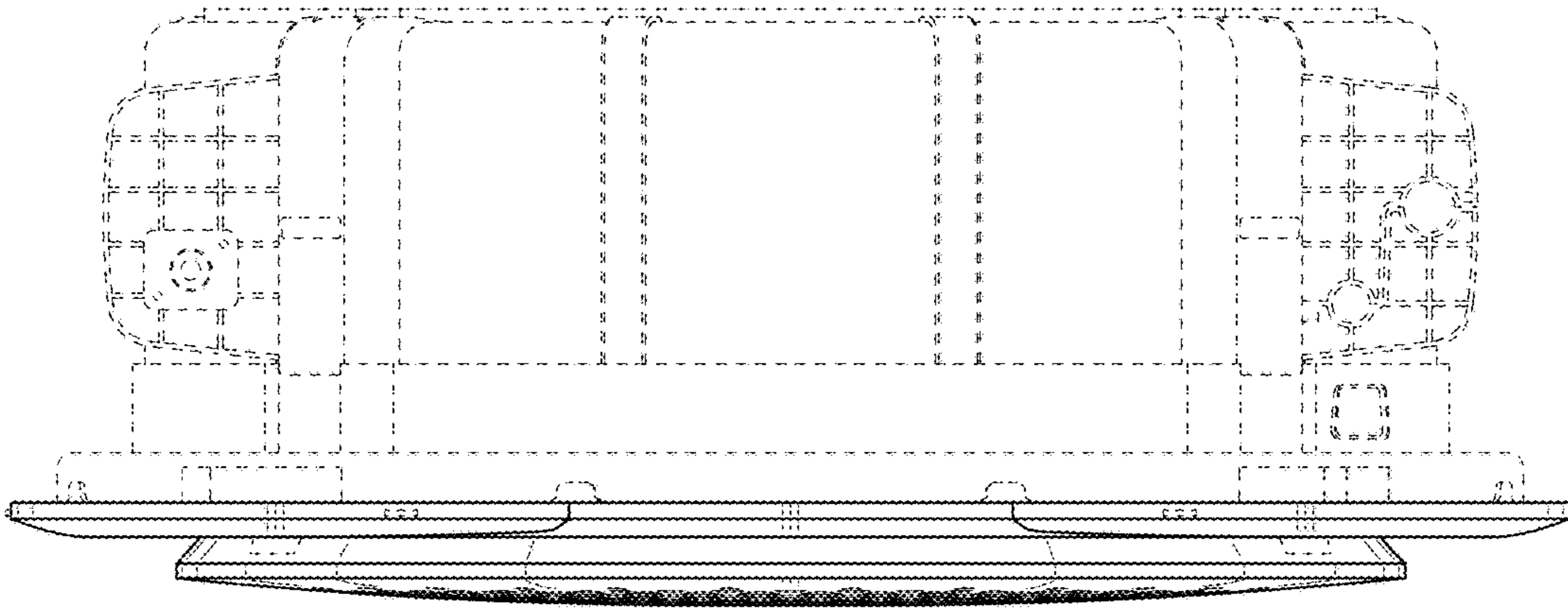


FIG. 3

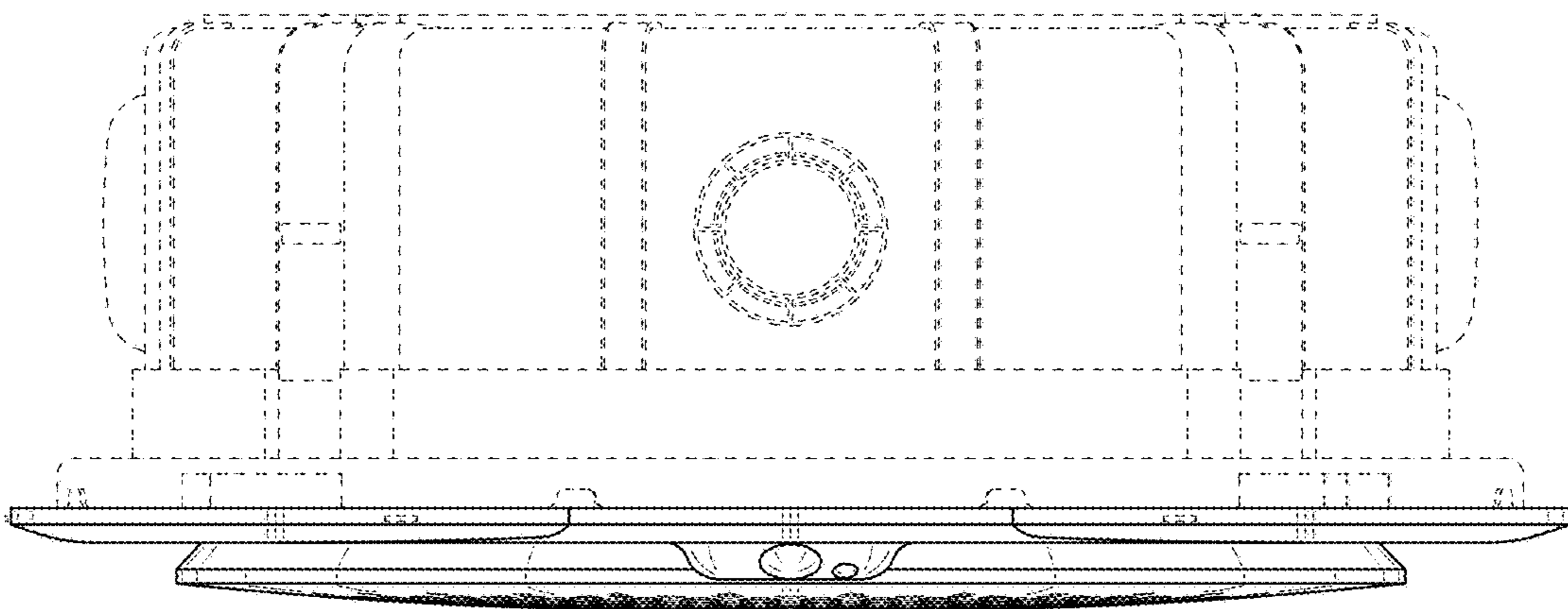


FIG. 4

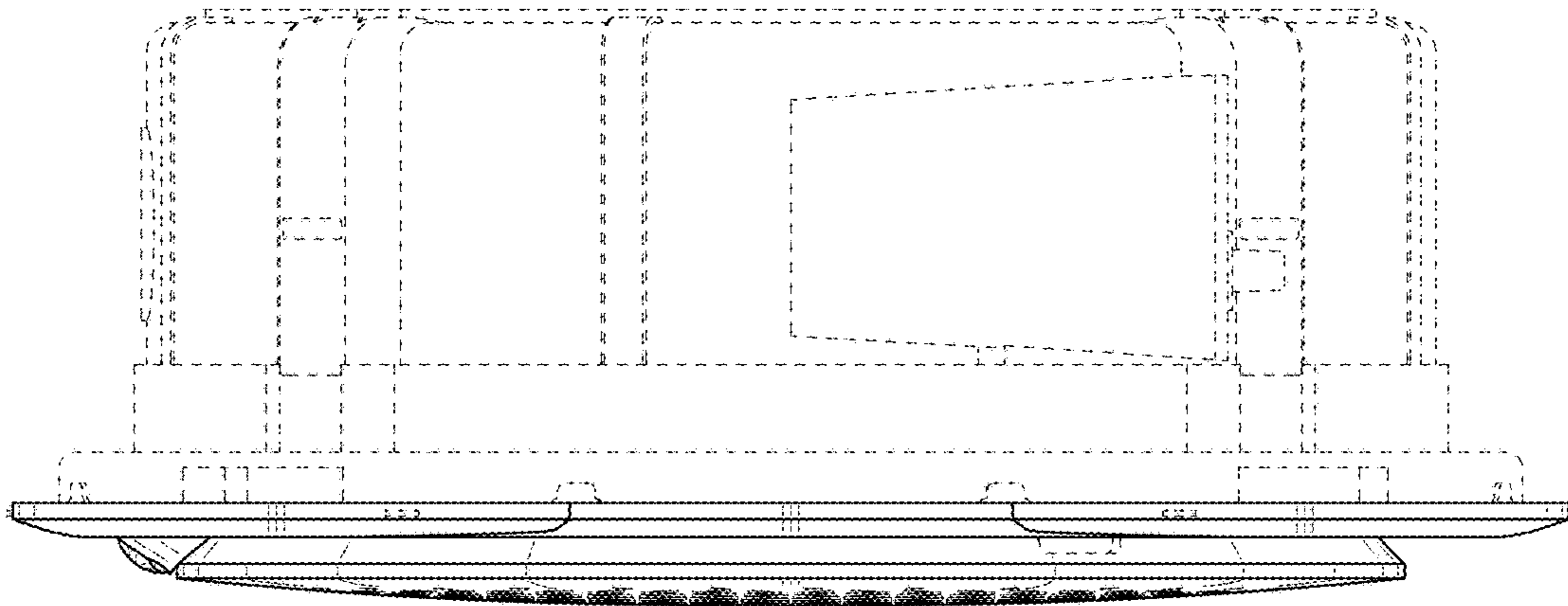


FIG. 5

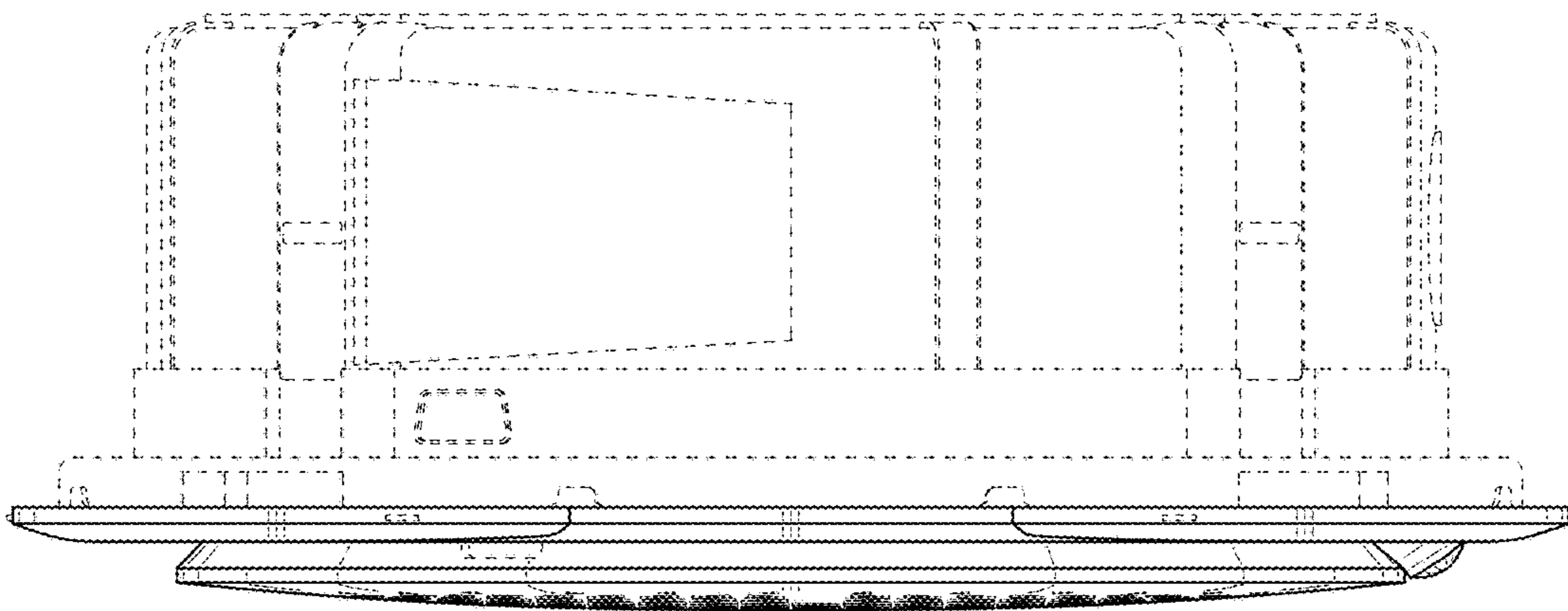


FIG. 6

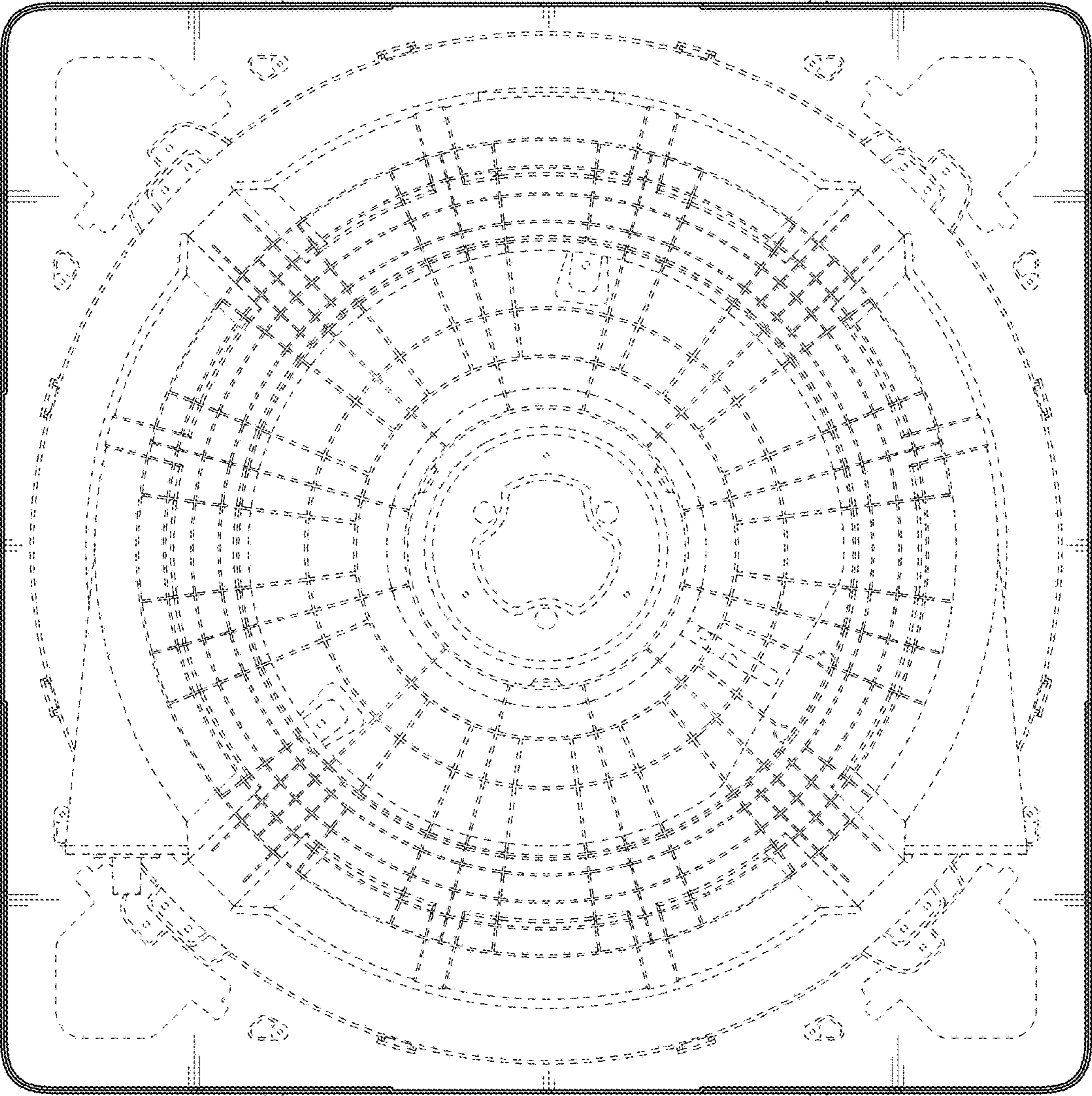


FIG. 7

