



US00D788865S

(12) **United States Design Patent** (10) **Patent No.:** **US D788,865 S**
Lamkin et al. (45) **Date of Patent:** **** Jun. 6, 2017**

(54) **GOLF GRIP**
(71) Applicant: **LAMKIN CORPORATION**, San Diego, CA (US)
(72) Inventors: **Robert J. Lamkin**, San Diego, CA (US); **Frank Firman**, San Diego, CA (US); **Carl Pettersen**, San Diego, CA (US); **Andy Kerr**, San Diego, CA (US); **Kerri Kauffman**, San Diego, CA (US); **Ting Lau**, San Diego, CA (US); **Adam Colton**, San Diego, CA (US); **Carlos Rodriguez**, Tijuana (MX); **Feliciano Guillen**, Tijuana (MX); **Raul Medina**, Tijuana (MX)
(73) Assignee: **LAMKIN CORPORATION**, San Diego, CA (US)
(**) Term: **15 Years**
(21) Appl. No.: **29/561,965**
(22) Filed: **Apr. 21, 2016**
(51) **LOC (10) Cl.** **21-02**
(52) **U.S. Cl.**
USPC **D21/756**
(58) **Field of Classification Search**
USPC D21/756-758, 753
CPC A63B 60/06-60/34; A63B 53/14; A63B 60/46
See application file for complete search history.

(56) **References Cited**
U.S. PATENT DOCUMENTS
D223,459 S * 4/1972 Spencer D21/756
D223,461 S * 4/1972 Spencer D21/756
D284,298 S * 6/1986 Kobayashi D21/756
D307,169 S * 4/1990 Aldridge D21/756
D322,637 S * 12/1991 Aldridge D21/756

D336,322 S * 6/1993 Poincenot D21/756
D376,400 S * 12/1996 Nakazaki D21/756
D414,233 S * 9/1999 Anderson D21/756
D424,147 S * 5/2000 Vela D21/756
D427,654 S * 7/2000 Cleveland D21/756
D461,863 S * 8/2002 Huang D21/756
D462,404 S * 9/2002 Huang D21/756
D463,521 S * 9/2002 Jones D21/756
D502,750 S * 3/2005 Chen D21/756
D564,610 S * 3/2008 Chen D21/756
D584,781 S * 1/2009 Chen D21/756
D599,871 S * 9/2009 Jertson D21/756
D603,921 S * 11/2009 Gill D21/756
D618,296 S * 6/2010 Gill D21/756
D627,023 S * 11/2010 Hsu D21/756
D630,691 S * 1/2011 Zeller D21/756
D630,693 S * 1/2011 Zeller D21/756
D630,694 S * 1/2011 Zeller D21/756
D652,098 S * 1/2012 Hohman D21/756
D652,099 S * 1/2012 Hohman D21/756

(Continued)

Primary Examiner — Mitchell Siegel
(74) *Attorney, Agent, or Firm* — Procopio, Cory, Hargreaves & Savitch LLP

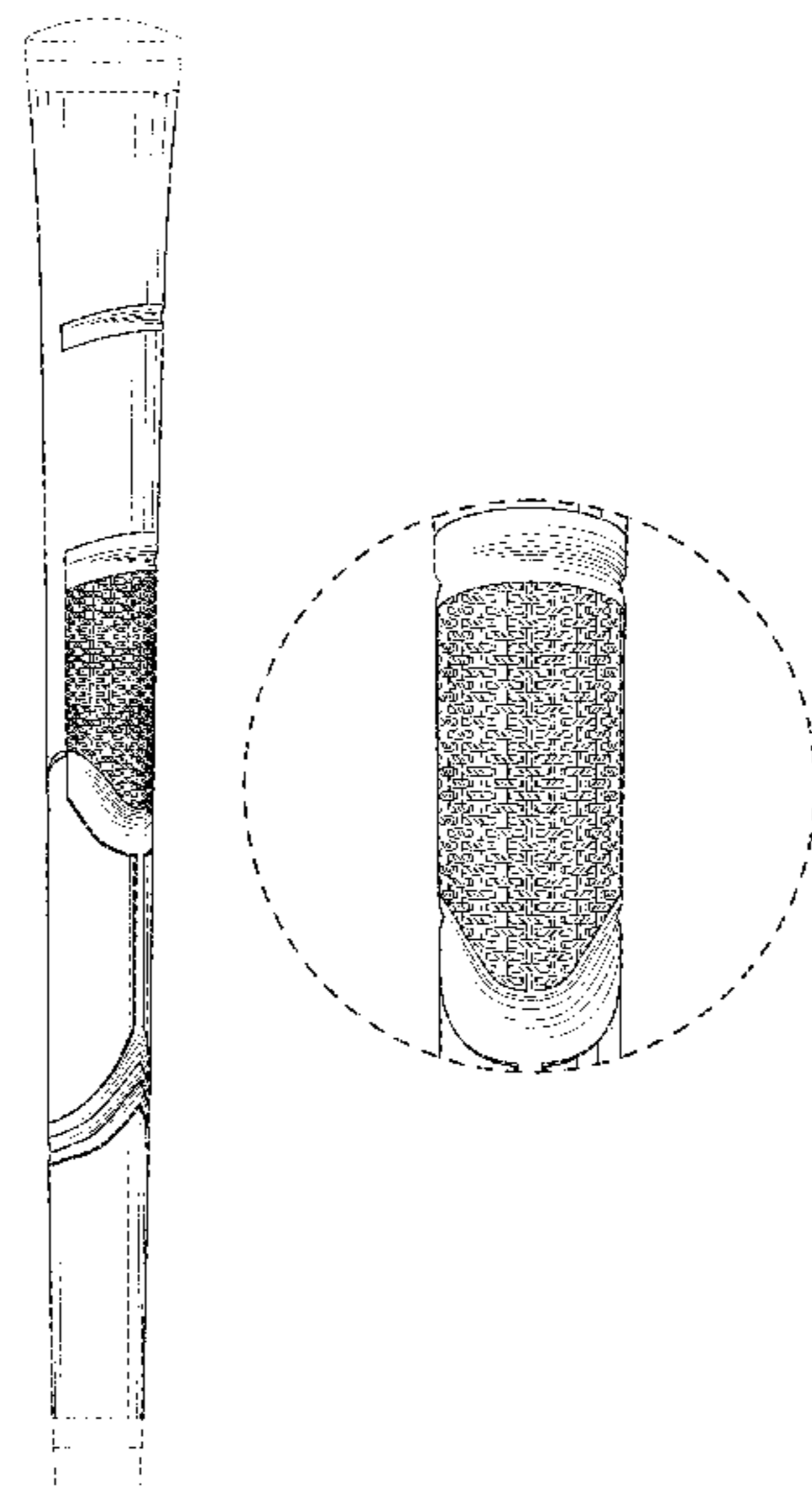
(57) **CLAIM**

The ornamental design for a golf grip, as shown and described.

DESCRIPTION

FIG. 1 is a perspective view of a golf grip;
FIG. 2 is a front view of the golf grip;
FIG. 3 is a rear view of the golf grip;
FIG. 4 is a right side view of the golf grip;
FIG. 5 is a left side view of the golf grip;
FIG. 6 is a top view of the golf grip;
FIG. 7 is a bottom view of the golf grip; and,
FIG. 8 is a detailed view of a portion of the golf grip.
The broken lines shown are for the purpose of illustrating the tip and the cap of the golf grip and form no part of the claimed design.

1 Claim, 2 Drawing Sheets



(56)

References Cited

U.S. PATENT DOCUMENTS

D652,100	S	*	1/2012	Hohman	D21/756
D660,386	S	*	5/2012	Chang	D21/756
D660,387	S	*	5/2012	Sun	D21/756
D660,388	S	*	5/2012	Gill	D21/756
D661,359	S	*	6/2012	Lewis	D21/756
D664,223	S	*	7/2012	Lamkin	D21/756
D664,224	S	*	7/2012	Lamkin	D21/756
D691,682	S	*	10/2013	Su	D21/756
D696,368	S	*	12/2013	Huang	D21/756
D738,974	S	*	9/2015	Miller	D21/756
D745,100	S	*	12/2015	Miller	D21/756
D763,985	S	*	8/2016	Sun	D21/756

* cited by examiner

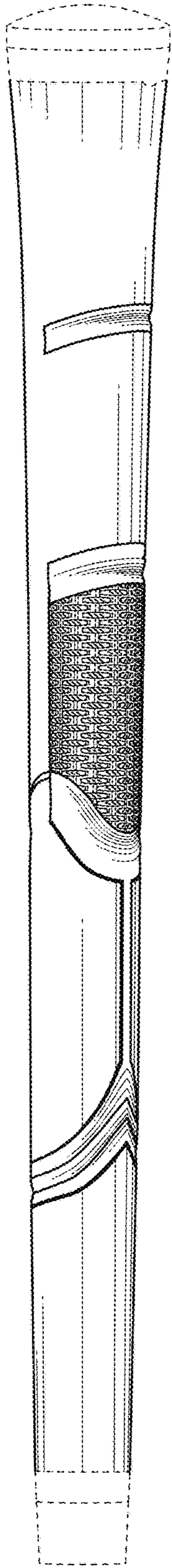


FIG. 1

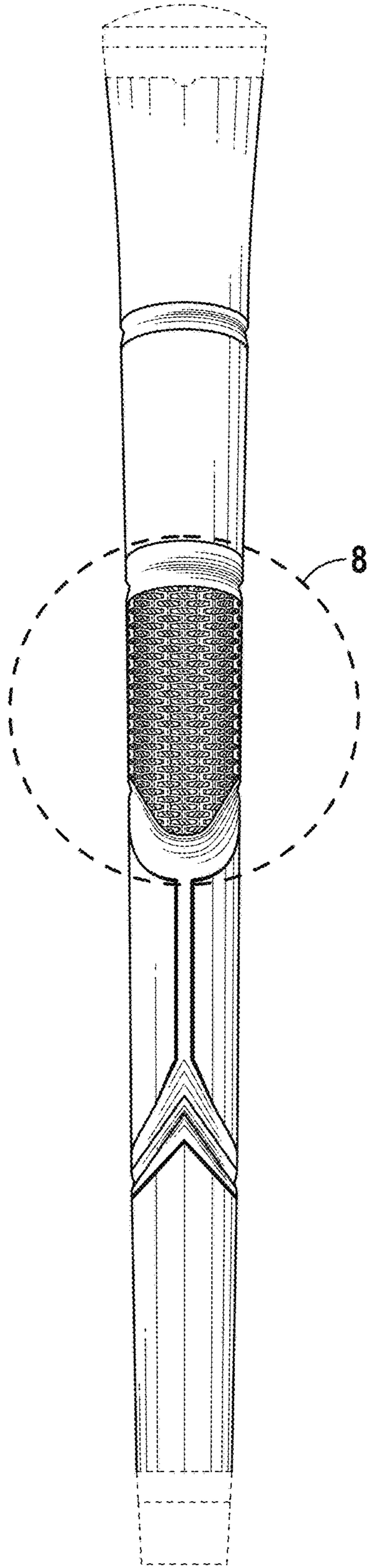


FIG. 2

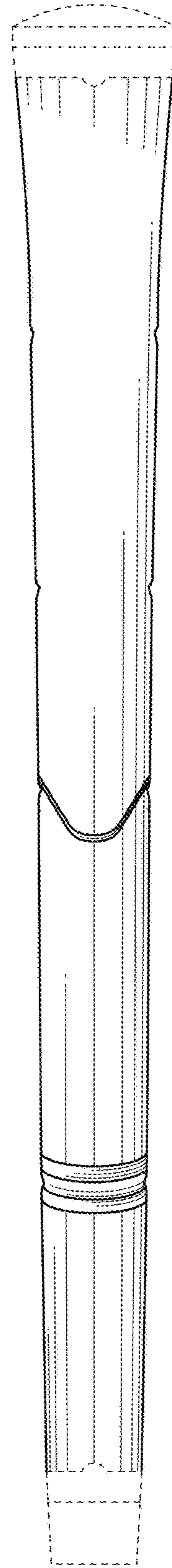


FIG. 3

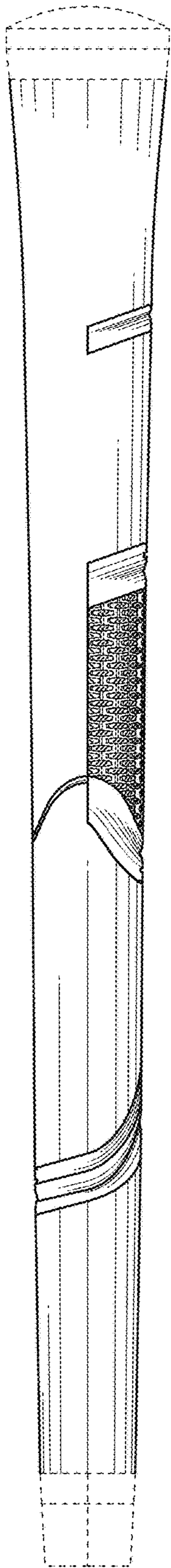


FIG. 4

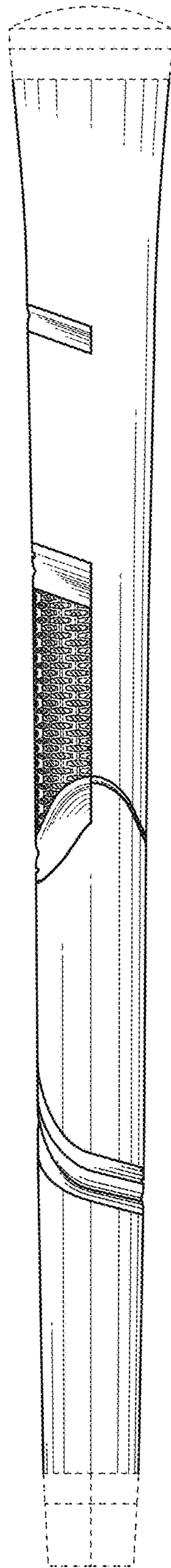


FIG. 5

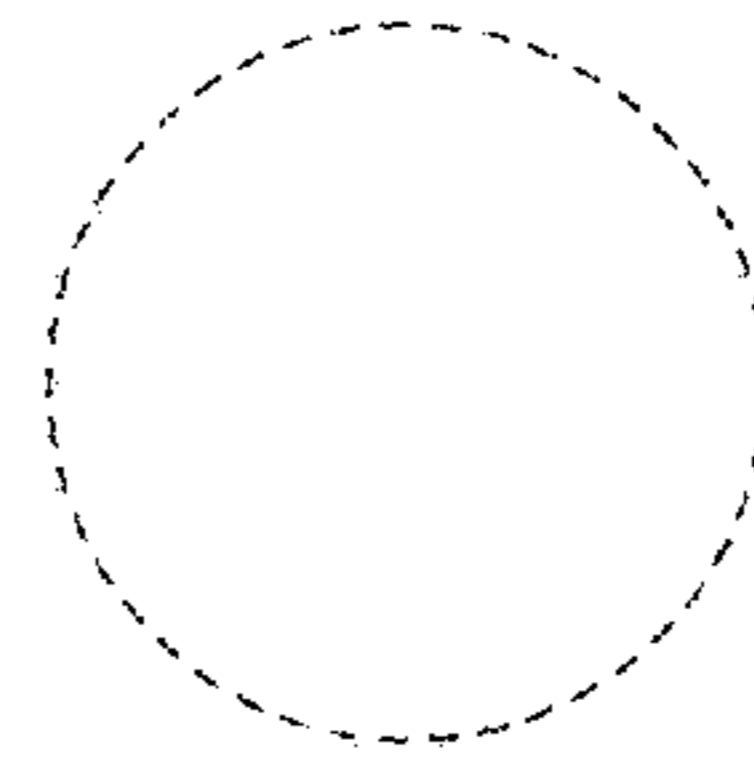


FIG. 6

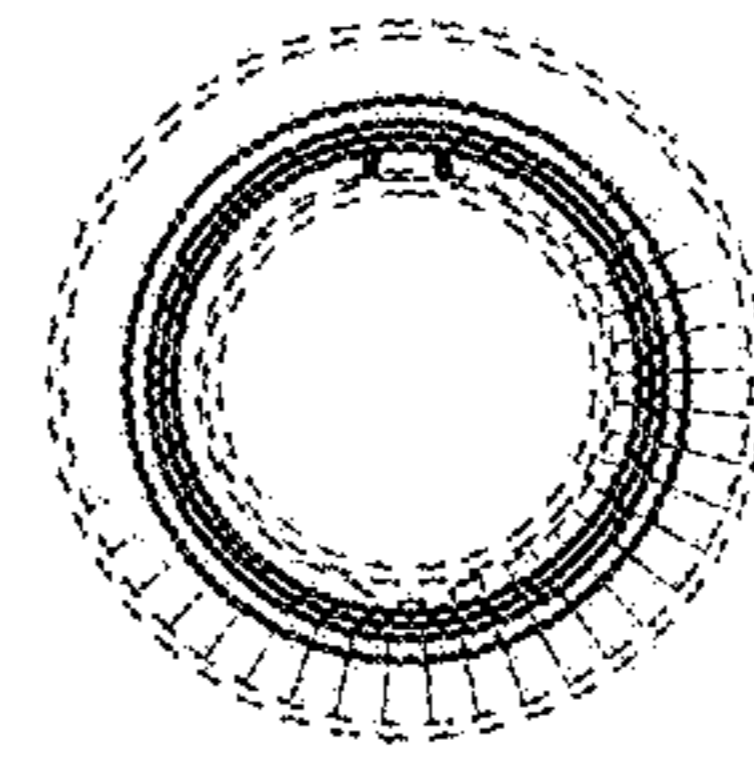


FIG. 7

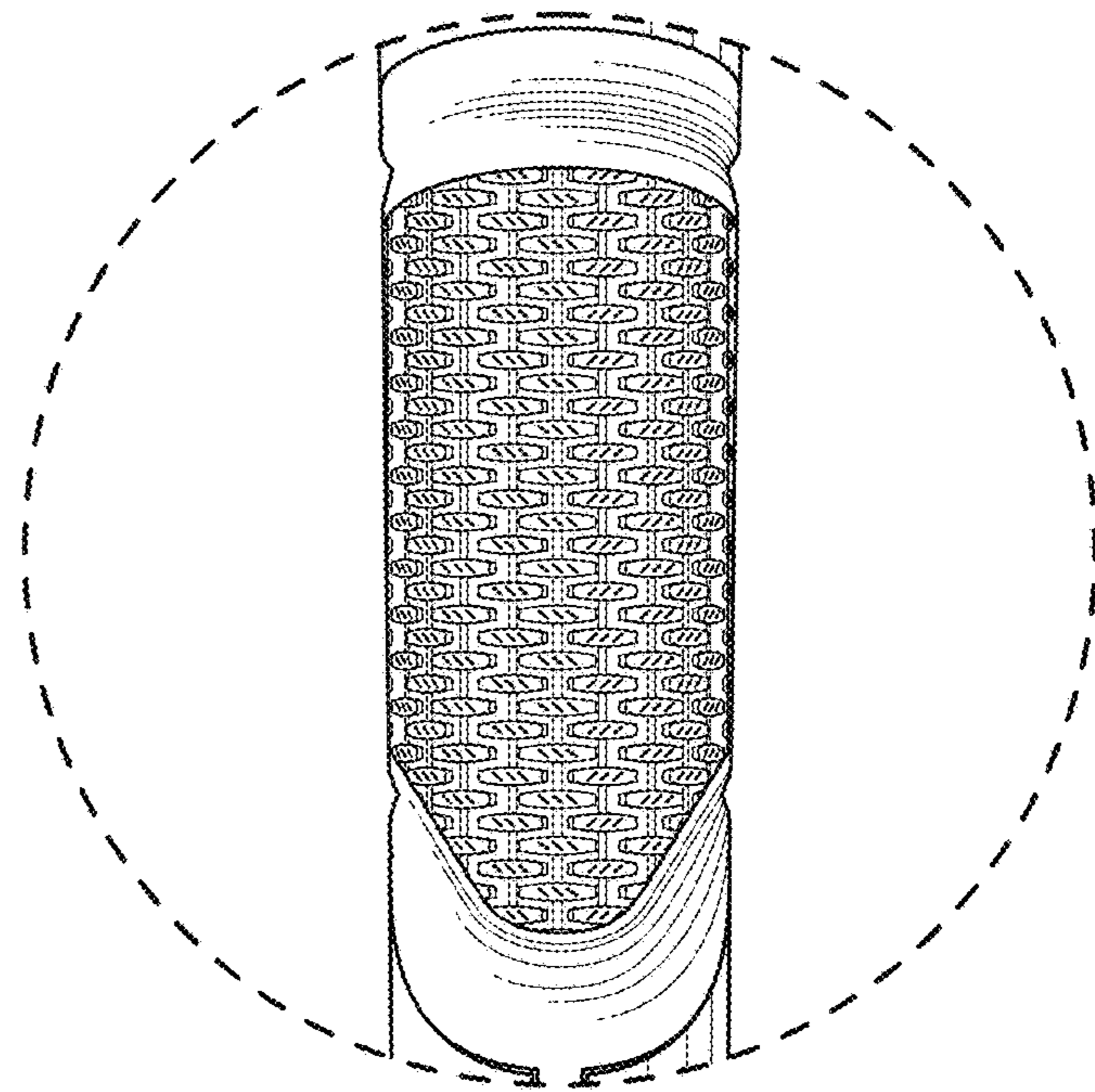


FIG. 8